

## Intrinsic

Wall or Ceiling Mounted • Wet Location Listed PROGRESS LED



### Description:

Elevate your design vision with just the flip of a switch with our Intrinsic Surface Mount LED Collection. The simple, classic design of these light fixtures can easily be installed into a variety of style applications in both residential and commercial settings. We offer two different sizes of surface mounts, both coated in a crisp white finish, to meet your unique design needs. Each smooth trim ring surrounds an integrated LED light fixture ready to emit general ambient lighting wherever it calls home in your design plan.

### Specifications:

- Diffused polycarbonate lens
- Integrated AC LED technology 3000K, 90 CRI, 650 lumens (delivered)
- Diffused polycarbonate lens controls direct glare from the LEDs
- Simple snap in installation for J-Box with 1/2" minimum depth
- Lumen output and distribution comparable to a 65W incandescent lamp
- Dimmable to 10% brightness with many Electronic Low Voltage (ELV) & Forward Phase (TRIAC) dimmers
- CSA Listed for Wet Location applications
- ENERGY STAR listed
- Meets California Title 24 - JA8 - 2019
- Fixture installs to 4" Octagon metallic junction boxes, 4" Round non-metallic junction boxes and 4" x 1/2" round ceiling pan junction box.
- Maximum 26 luminaires on a circuit (without dimmer).
- 35,000 hour rated lifetime
- Dimmable to 10% brightness (See Dimming Notes)
- Mounting strap for outlet box included
- 6 in of wire supplied

### Performance:

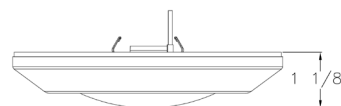
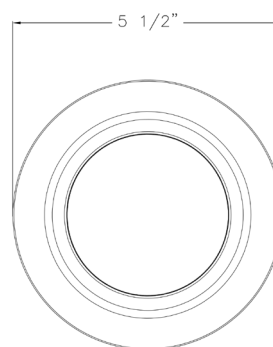
Number of Modules	1
Input Power	11.5 W
Input Voltage	120 V
Input Frequency	60 Hz
Lumens/LPW (Delivered)	650/60 (LM-79)
CCT	3000 K
CRI	90 CRI
Life (hours)	35000 (L70/TM-21)
EMI/RFI	FCC Title 47, Part 15, Class B
Min. Start Temp	-30 °C
Max. Operating Temp	30 °C
Warranty	5 year warranty
Labels	cCSAus Wet Location Listed
	ENERGY STAR® qualified
	Meets California Title 24 JA8-2019

# P810012-028-30



### Dimensions:

Diameter: 5-1/2 in  
 Height: 1-1/8 in



**Photometrics:**

# P810012-028-30

<b>ELECTRICAL DATA</b>	<b>P810012-028-30</b>
Input Voltage	120 V
Input Frequency	60 Hz
Input Current	0.095 A
Power Factor	0.993
THD	<20%
EMI/RFI	FCC Title 47, Part 15, Class B
Operating Temperature	-30 °C to 30 °C
Dimming	Yes*
Over-voltage, over-current, short-circuit protected	
*See Dimming Notes for more information	

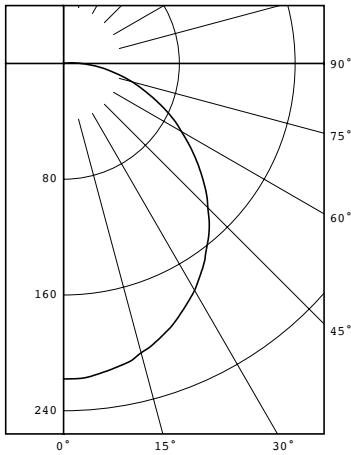
**P810012-028-30**

LED Light Engine: 3000 K 90 CRI  
 System Wattage: 8.5  
 Fixture delivered lumens: 650  
 Fixture Efficacy: 60  
 Spacing Criteria: 1.24

<b>CANDELA DISTRIBUTION</b>		
<b>DEG</b>	<b>CANDELA</b>	<b>LUMENS</b>
0	218	
5	217	21
15	207	59
25	191	88
35	169	106
45	141	109
55	110	98
65	79	78
75	49	52
85	23	25
90	12	
95	5	6
105	0	0
115	0	0
125	0	0
135	0	0
145	0	0
155	0	0
165	0	0
175	0	0
180	0	0

**ZONAL LUMEN SUMMARY**

<b>ZONE</b>	<b>LUMENS</b>	<b>%FIXT</b>
0-30	167	26.1
0-40	273	42.5
0-60	480	74.9
0-90	635	99.1
90-120	6	0.9
90-130	6	0.9
90-150	6	0.9
90-180	6	0.9
0-180	641	100.0



Test 19.02014 Test Date 11/18/19

**Dimming Notes:**

---

P810012-028-30 is designed to be compatible with many Triac/Forward Phase or ELV/Reverse Phase controls.

The following is a partial list of known compatible dimmer controls.

**Dimming Controls:**

---

Eaton AAL06

Eaton SAL06P

Leviton IPI06-1LZ

Leviton 6672

Leviton 6674

Lutron NTELV-300

Lutron DVELV-300P

Lutron MACL-153M

Dimming capabilities will vary depending on the dimmer control, load, and circuit installation.

Always refer to dimmer manufacturer instructions or a controls specialist for specific requirements.

Dimmer control brand names where identified above are trade names or registered trademarks of each respective company.

# P810012-028-30