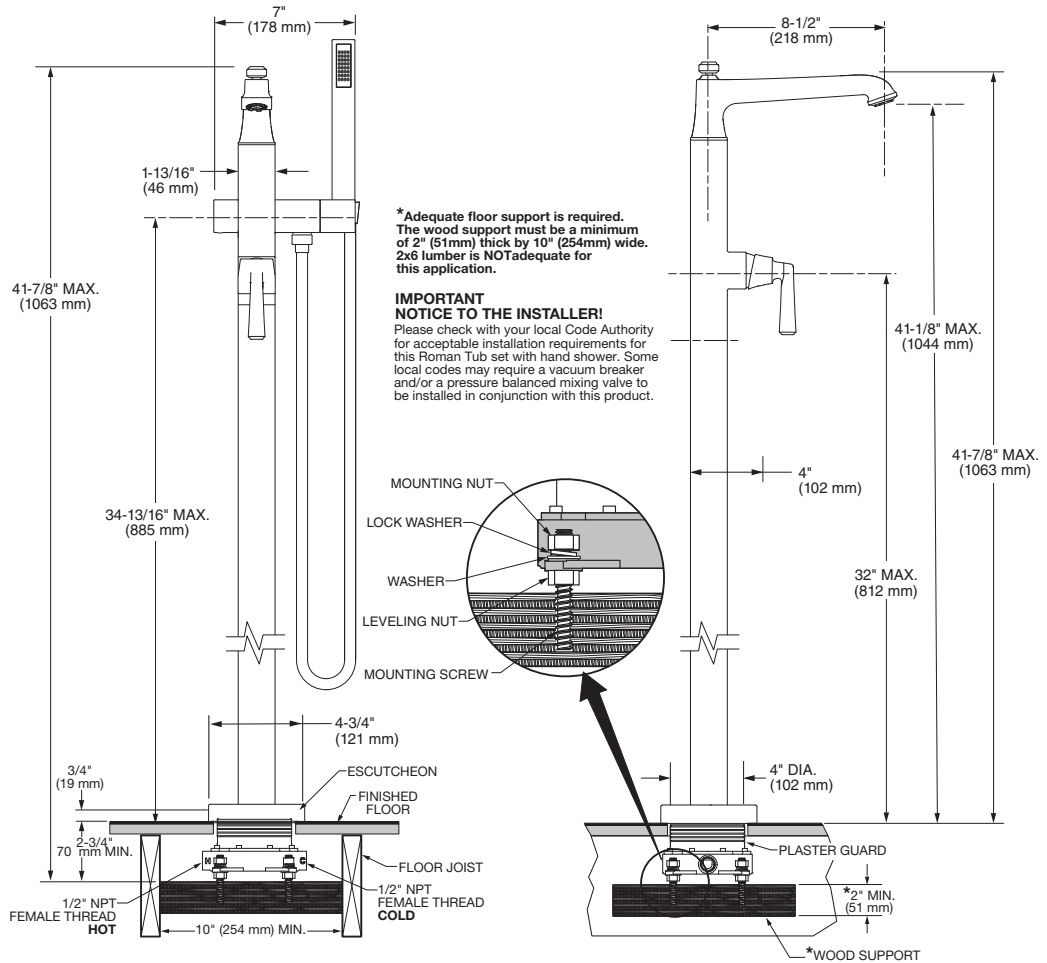


MODEL NUMBER

☐ **T455951 Free Standing Tub Filler Trim Only**
Personal Shower. Metal Lever Handle.

For use with Flash™ Rough Valve Bodies



GENERAL DESCRIPTION

Durable brass construction. 40mm washerless 1/4 turn ceramic disc valve cartridge. Metal single function personal shower with easy to clean spray face features a 59" long metal hose. 1.8 gpm/6.8 L/min. maximum flow rate. Shower bracket pivots 60°. Includes double check valves to prevent back flow.

PRODUCT FEATURES

Brass Construction: Durable. Ideal for prolonged contact with water.

Ceramic Disc Valve Cartridge: Assures a lifetime of drip-free performance.

Choice of Finishes: Wide range of durable finishes.

SUGGESTED SPECIFICATION:

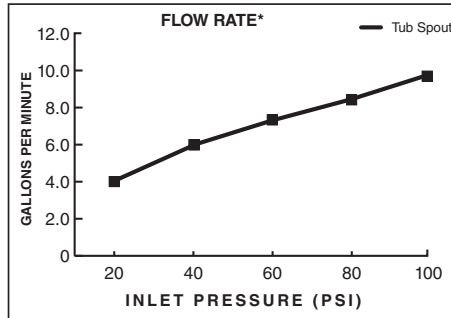
Free standing tub filler shall feature brass construction. Shall also feature 1/4 turn washerless ceramic disc valve cartridge. Fitting shall be American Standard Model #T455951._____.

CODES AND STANDARDS

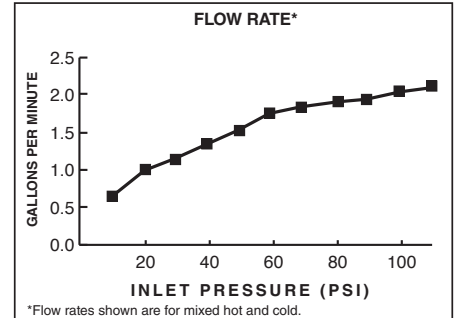
These products meet or exceed the following codes and standards:

**ASME A112.18.1
CSA B125.1**

**Check local plumbing codes.
Some installations may require
a vacuum breaker.**



TUB SPOUT FLOW



HAND SHOWER FLOW

| Product Number | Description | Finish Options | | | | | |
|----------------|--|-----------------|----------------|-----------------|---------------|----------------------|-------------|
| | | Polished Chrome | Brushed Nickel | Polished Nickel | Legacy Bronze | Brushed Cool Sunrise | Matte Black |
| | | 002 | 295 | 013 | 278 | GN0 | 243 |
| T455951 | Free Standing Tub Filler Trim. Personal shower. Metal Lever handle. CEC | ✓ | ✓ | ✓ | ✓ | ✓ | ✓ |

FLASH ROUGH VALVE BODIES

- R950** Flash™ Free Standing Tub Filler Rough Valve.
- R950SS** Flash Free Standing Tub Filler Rough Valve with Service Stops.