

4" x 2½" Utility Boxes



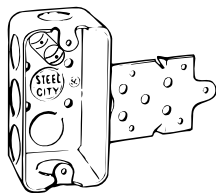
58361 1/2*




58371V1/2-25*
CV bracket recessed ½"



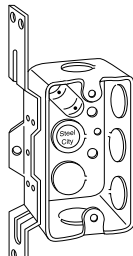
58351 1/2*



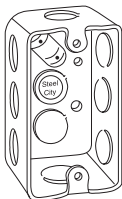
58351 B 1/4
B bracket recessed ¼"



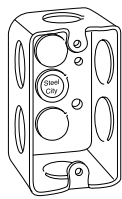
58361 3/4



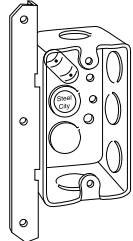
58361 V 1/2*
CV bracket recessed ½"



58371 1/2*



58371 3/4



58371 T 1/2
T bracket recessed ¾"

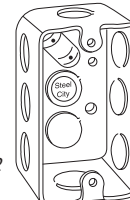
CAT. NO.	DEPTH (IN.)	CU. IN. CAPACITY	KNOCKOUTS (IN.)			STD. CTN.	
			BRKTS.	EA. SIDE CONDUIT	EA. END CONDUIT		BOTTOM CONDUIT
With Conduit KOs							
58351 1/2*	1½	10.3	—	3-½	1-½	2-½	50
58351 B 1/4	1½	10.3	B	3-½	1-½	2-½	25
58361 1/2*	1½	13.0	—	3-½	1-½	2-½	50
58361 3/4	1½	13.0	—	2-¾	1-¾	2-¾	50
58361 V 1/2*	1½	13.0	CV	3-½	1-½	2-½	50
58371 1/2*	2½	14.5	—	3-½	1-½	2-½	50
58371 3/4	2½	14.5	—	2-¾	1-¾	2-¾	50
58371 T 1/2*	2½	14.5	T	3-½	1-½	2-½	25
58371V1/2-25*	2½	14.5	CV	3-½	1-½	2-½	25

* Factory-provided raised ground-screw location.

4½" x 2½" Utility Boxes



68361 1/2



68371 1/2

CAT. NO.	DEPTH (IN.)	CU. IN. CAPACITY	KNOCKOUTS (IN.)			STD. CTN.
			EA. SIDE CONDUIT	EA. END CONDUIT	BOTTOM CONDUIT	
With Conduit KOs						
68361 1/2*	1½	17.0	3-½	1-½	2-½	25
68371 1/2*	2½	18.8	3-½	1-1½	2-½	50

* Factory-provided raised ground-screw location.

4" x 2½" Utility Box Covers



58 C 1



58 C 4




58 C 5



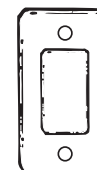
58 C 6



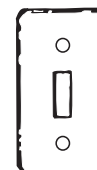
58 C 7



58 C 11



58 C 16



58 C 30

CAT. NO.	DIA. HOLE (IN.)	DESCRIPTION	STD. CTN.
Raised ¼"			
58 C 1	—	Blank	100
58 C 4	1½	For 4-wire twist-lock single flush receptacle	25
58 C 5	1½	For single receptacle	25
58 C 6	—	With ½" KO	25
58 C 7	—	For duplex flush receptacle	100
58 C 11	—	With ½" bushed hole	25
58 C 16	—	For single GFCI receptacle	25
58 C 30	—	For one toggle switch	100

Includes captivated Phillips head screws.