

FEATURES & SPECIFICATIONS

INTENDED USE — Recessed housing rated IC or Non-IC. For remodel construction only.

Approved for factory assembled wiring only.

Approved for direct burial in insulation.

CONSTRUCTION — Air-tight standard. Tested to meet current energy codes.

Aluminum housing with three remodel clips for installation in existing plaster, sheet rock or mechanical ceilings.

Heavy-gauge galvanized steel raceway arm.

Galvanized steel junction box with four built-in romex clamps, five 1/2" knockouts with slots for pryout. Not suitable for pulling wires.

Maximum 4 (2 in, 2 out) No. 12 AWG conductors. Rated for 90° C.

Ground wire provided.

Removable J-box door for easy access.

Trim retention (clips): Retaining clips riveted to top of reflector hold trim inside housing.

Trim retention (TOR): Two-side mounted torsion springs on the trim and 2 receiving brackets in the can ensure a consistently tight fit with the ceiling.

ELECTRICAL — Durable medium base porcelain socket with nickel plated copper alloy screw shell and contact.

Socket clips to top of housing to prevent paint overspray in socket screw shell.

Thermal protection provided against improper lamp usage.

120 volt only.

INSTALLATION — Air-tight housing suitable for air-tight installations. Refer to energy codes for proper installations.

2 x 8 existing ceiling or T-bar ceiling panel installation.

Clip adjustment on housing (up to 1-1/4") allows for flush mounting with ceiling face.

Socket attaches to reflector to ensure proper and consistent lamp position.

LISTINGS — UL Listed to US and Canadian safety standards. Damp location listing (See trim selection for wet location listing).

WARRANTY — 1-year limited warranty. Complete warranty terms located at

www.acuitybrands.com/CustomerResources/Terms_and_conditions.aspx

Note: Actual performance may differ as a result of end-user environment and application.

All values are design or typical values, measured under laboratory conditions at 25 °C.

Specifications subject to change without notice.

Catalog Number
Notes
Type

6" Housing

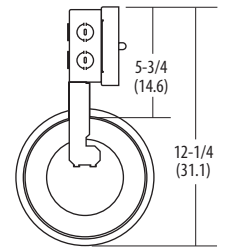
L7XR

INCANDESCENT
IC/Non-IC
Remodel Construction

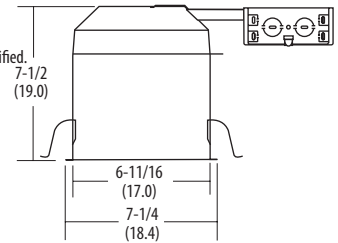


Specifications

Height: 7-1/2 (19.1)
Length: 12-1/4 (31.1)
Width: 5-3/4 (14.6)
Ceiling opening: 6-7/8 (17.5)
Ceiling cutout template: 6.65



All dimensions are inches (centimeters) unless otherwise specified.



ORDERING INFORMATION

For shortest lead times, configure product using **bolded options**.

Example: L7XR R6














Series	Options	Packaging
L7XR	Shipped installed in fixture	R6 Resale pack of six
	PHC Poke-home wire connectors	U Unit (non-stock)
	GSKT Foam gasketing. Aids in air-tight installation.	

Accessories: Order as separate catalog number.	
ATK6 R6	6" Air-tight trim kit
HS6875	6-7/8" hole saw
CTR6	6" goof ring, white (8-3/4" O.D.)

Notes

See trim summary on reverse side for maximum wattages.

L7XR 6" Remodel Housing

Description Catalog number	Maximum wattage ¹	Description Catalog number	Maximum wattage ¹	Description Catalog number	Maximum wattage ¹	Description Catalog number	Maximum wattage ¹
General/Task							
Open Narrow Flange 702 PF 702A 702A PFMW TOR	White with plastic flange Clear diffuse Clear diffuse, matte white, plastic flange Clear specular Black specular	Baffle Narrow Flange 7B2 TOR 7B2 TRMW TOR 7B2W TOR 7B2W PF TOR 7B2MW TOR 7B2BN TOR 7B2ORB TOR	Black Black, matte white flange White White plastic flange Matte white Brushed nickel Oil-rubbed bronze	Regressed Eyeball Wide Flange 7RE1	White	Shower/Closet Lens Narrow Flange 7LD1 7LD1 PF 7LD2 PF	Drop opal metal flange Drop opal plastic* Drop prismatic plastic*
702AZ 702BLZ				IC/Non-IC		IC	
	65 BR30 75 PAR30		65 BR30 75 PAR30		65 BR30 50 PAR30		40 A19
IC/Non-IC		IC/Non-IC		Wallwash Narrow Flange 7W1	White	Shower/Closet Lens Narrow Flange 6LD1 6LD2 6LF1 6LF2	Drop opal plastic* Drop prismatic plastic* Flush opal plastic* Flush prismatic plastic*
Open Narrow Flange 702 TOR 702MW TOR 702BN TOR 702ORB TOR	White* Matte white Brushed nickel Oil-rubbed bronze	Baffle Wide Flange 7B3 TOR 7B3W TOR	Black White	Non-IC			60 A19
	65 BR30 75 PAR30		65 BR30 75 PAR30	Pinhole Narrow Flange 6S1	White	Non-IC	60 A19 65 BR30 50 R20/PAR20
IC/Non-IC		IC/Non-IC					
Open Wide Flange 703 TOR	White	Baffle Narrow Flange 7B5 7B5W	Black White	Non-IC		Glass Lens Narrow Flange 6LD3 6LDB3 6LF3 6LFB3 6L4 6LB4	Drop opal white splay Drop opal black baffle Flush white white splay Flush white black baffle Fresnel white splay Fresnel black baffle
	65 BR30 75 PAR30		120 BR40 150 PAR38			Non-IC	75 A19
IC/Non-IC		Non-IC		Lens/Wet Location ²			
Open Narrow Flange 705 705 PF 705AZ	White White plastic flange Clear specular	Accent/Adjustable		WETlite™			
	120 BR40 120 PAR38	Eyeball Wide Flange 7E1 TOR 7E1MW TOR 7E1BN TOR 7E1ORB TOR 7E1BZA TOR		6H20 TOR White 6H20ORB TOR Oil-rubbed bronze 6H20BN TOR Brushed nickel			
Non-IC		White Matte white Brushed nickel Oil-rubbed bronze Antique bronze		IC/Non IC 75 PAR38			
							
		IC/Non-IC					

* For plastic flange add suffix PF

Notes

- Maximum wattage listed. Lower wattage lamps may be used.
 - Lens trims and WETlites™ are wet location listed. All others are damp location.
- Additional Notes**
- Shallow trims may be used for lower lamp position. See C Series Trims.
 - 6 C series trims also compatible options.
 - See LED modules on page 2 and page 3.

L7XR 6" Remodel Housing

REALITY™ ENERGY STAR® (ESL) Open Narrow Flange LED Module (Wet location)



Example: REAL6 D6MW ESL 1000L 35K .60SC L7XR¹

ORDERING INFORMATION For shortest lead times, configure products using **bolded options**.

Series/Finish		ESL	Lumen output ²	Color temperature	Distribution	Voltage	Options
Series REAL6 D6	Finish 6" ENERGY STAR retrofit module	ESL ENERGY STAR® qualified	600L 8W, 600 lumens 1000L 11W, 1000 lumens	27K 2700 K 30K 3000 K 35K 3500 K 40K 4000 K	.60SC .60 spacing criteria .90SC .90 spacing criteria	(blank) 120V	PFMW Matte white plastic flange ring PFBL Black plastic flange ring ISH Insect shield

Notes
1 L7XR housing ordered on a separate line.
2 Total system delivered lumens.

P Series Open and Baffle Wide Flange LED Modules (Wet Location)



Example: 6BP TRMW LED 27K 90CRI L7XR¹

ORDERING INFORMATION Lead times will vary depending on options selected. Consult with your sales representative.

Series/Finish	Lamp	CCT / CRI / W / Lumens ²	Voltage
6BPMW 6" Baffle LED module, matte white	LED	(blank) 3000 K / 83 CRI / 8.9W / 620L	(blank) 120V
6BP TRMW 6" Baffle LED module, black baffle, matte white flange		27K 90CRI 2700 K / 93 CRI / 11.2W / 600L	
6BPBN 6" Baffle LED module, brushed nickel		30K 90CRI 3000 K / 93 CRI / 11.2W / 600L	
6BPORB 6" Baffle LED module, oil-rubbed bronze		40K 90CRI 4000K / 92CRI / 9.9W / 650L	
6OPA 6" Open LED module, clear diffuse	HL LED	(blank) 3000 K / 83 CRI / 15.2W / 950L	
6OPAZ 6" Open LED module, clear specular		27K 90CRI 2700 K / 93 CRI / 16.5W / 860L	
6OPA TRMW 6" Open LED module, clear diffuse, matte white flange		30K 90CRI 3000 K / 93 CRI / 16.5W / 860L	
6OPAZ TRMW 6" Open LED module, clear specular, matte white flange		40K 90CRI 4000K / 92CRI / 16.4W / 950L	

Notes
1 L7XR housing ordered on a separate line.
2 Total system delivered lumens.

E Series Baffle Wide Flange LED Modules (Wet Location)



Example: 65BEMW LED 27K L7XR¹

ORDERING INFORMATION For shortest lead times, configure products using **bolded options**.

Series/Finish	Lamp	CCT / CRI / W / Lumens ²	Voltage
65BEMW 5" / 6" Baffle LED module, matte white	LED	27K 2700 K / 82CRI / 11.9W / 640L 30K 3000 K / 82CRI / 11.9W / 687L 40K 4000K / 82CRI / 11.9W / 711L 27K 90CRI 2700K / 93CRI / 10.3W / 650L 30K 90CRI 3000K / 93CRI / 10.1W / 690L 40K 90CRI 4000 K / 93CRI / 10.4W / 770L	(blank) 120V

Notes
1 L7XR housing ordered on a separate line.
2 Total system delivered lumens.



L7XR

L7XR 6" Remodel Housing

LED Gimbal Module (Damp location)



Example: 6G1MW LED L7XR¹

ORDERING INFORMATION

For shortest lead times, configure products using **bolded options**.

6G1		LED					
Series/Finish		Lamps		CCT / CRI / W / Lumens ³		Voltage	
<u>Series</u> 6G1	6" Gimbal Module	<u>Finish</u> MW	Matte white	LED	(blank) 3000k / 83CRI / 10.8W / 620L	(blank)	120V
		MB	Matte black ²		27K 90CRI 2700K / 91CRI / 11W / 680L		
		BN	Brush nickel ²		30K 90CRI 3000K / 91CRI / 10.3W / 790L		
		ORB	Oil-rubbed bronze ²		40K 90CRI 4000K / 94CRI / 10.5W / 820L		

Notes

- 1 L7XR housing ordered on a separate line.
- 2 Available in 30K 83CRI only.
- 3 Total system delivered lumens.

LED iGimbal Module (Damp location)



Example: 6iGMW LED 30K 90CRI L7X

ORDERING INFORMATION

For shortest lead times, configure products using **bolded options**.

6G1		LED					
Series/Finish		Lamps		CCT / CRI / W / Lumens ²		Voltage	
<u>Series</u> 6iG	6" Gimbal Module	<u>Finish</u> MW	Matte white	LED	27K 90CRI 2700 K / 92CRI / 11.9W / 720L	(blank)	120V
		MB	Matte black		30K 90CRI 3000 K / 92CRI / 12.2W / 750L		
		BN	Brush nickel ¹		40K 90CRI 4000 K / 95CRI / 11.6W / 770L ³		
		ORB	Oil-rubbed bronze				

Notes

- 1 Minimum 90-day lead time for non-standard color finishes; minimum 50-piece order quantity.
- 2 Total system delivered lumens.
- 3 Minimum 90-day lead time for 4000 K color temperature; minimum 50-piece order quantity.