

You can't beat the system.®

# Plastics

TECHNICAL AND INSTALLATION MANUAL

**ABS DWV**  
**ABS Plus® Foam Core**  
**PVC DWV**  
**RePVC® DWV Pipe with Recycled Content**  
**PVC Sewer & Pressure Pipe**  
**PVC Schedule 40 & 80**  
**FlowGuard Gold® CTS CPVC**  
**ReUze® CTS CPVC**  
**Corzan® Schedule 80 CPVC**

[Updated February 25, 2019]



Monroe, North Carolina



Muncy, Pennsylvania



Cameron, Texas



Wildwood, Florida

Charlotte Pipe® has been relentless in our commitment to quality and service for more than a century. Through the years we have broadened and enhanced our product lines to better serve our customers. As the leading full-line manufacturer of PVC, CPVC, and ABS piping systems for drainage and pressure applications, we welcome the opportunity to be the one-stop source for all your thermoplastic piping systems. Charlotte® is the only company that manufactures pipe and fittings to exacting TrueFit tolerances. Our systems are designed to fit together precisely for easier installation, fewer callbacks and a lifetime of trouble-free service - the major benefits of a Charlotte Pipe TrueFit® system.

**You can't beat the system.®**



Huntsville, Alabama



Cedar City, Utah

**CHARLOTTE**  
PIPE AND FOUNDRY COMPANY®

## Manufacturing Facilities

- Monroe, North Carolina
- Muncy, Pennsylvania
- Cameron, Texas
- Wildwood, Florida
- Huntsville, Alabama
- Cedar City, Utah



Download our Tech Tools App for dimensional info, tech calculators and more on your mobile device.



Charlotte Pipe, Charlotte, Charlotte Pipe TrueFit, ConnecTite, RePVC, ReUze, and "You can't beat the system" are registered trademarks of Charlotte Pipe and Foundry Company.

MEMBER OF  
**ASTM**

# TABLE OF CONTENTS

| <b>GENERAL INFORMATION</b>  | <b>Page</b> |
|---|-------------|
| <b>Introduction</b> .....   | 2           |
| <b>Understanding Safety-Alert Messages</b> .....  | 5           |
| <b>Major Advantages of ABS, PVC and CPVC Pipe</b> .....   | 6           |
| <b>Handling and Storage of ABS, PVC and CPVC Pipe</b> .....   | 7           |
| <b>Physical Properties of ABS and PVC Materials</b> .....   | 8           |
| <b>ABS and PVC Standards</b> .....  | 8           |
| <b>Physical Properties of FlowGuard Gold®, ReUze® and Corzan® CPVC Materials</b> .....              | 9           |
| <b>CPVC Standards</b> .....   | 9           |
| <b>Product Submittals</b> .....   | 10-21       |
| ABS Cellular Core (Foam Core) Pipe and ABS DWV Fitting System .....                                 | 10          |
| ABS Plus® Composite (Foam Core) DWV Pipe .....  | 11          |
| PVC Schedule 40 Solid Wall Pipe and PVC DWV Fitting System .....                                    | 12          |
| PVC Cellular Core (Foam Core) Pipe and PVC DWV Fitting System .....                                 | 13          |
| RePVC®-PVC Schedule 40 Pipe with Recycled Content and PVC DWV Fitting System .....                  | 14          |
| PVC Schedule 40 Pressure Pipe and Fitting System.....   | 15          |
| PVC SDR Pressure Pipe and Fitting System .....  | 16          |
| PVC Schedule 80 Pressure Pipe and Fitting System.....   | 17          |
| FlowGuard Gold CPVC CTS Pipe and Fitting System.....  | 18          |
| ReUze® CPVC CTS Pipe and Fitting System.....  | 19          |
| PVC SDR 35 Gravity Sewer Pipe.....  | 20          |
| PVC D 2729 Sewer and Drain Pipe.....  | 21          |
| <b>Product Certification</b> .....  | 22          |
| <b>PRODUCT DATA</b>   |             |
| <b>Pipe Reference Guide</b> .....   | 23          |
| <b>Product Data (Dimensions, Weight and Pressure Ratings)</b> .....                                 | 24-41       |
| <b>Socket Dimensions for Belled-End Pipe</b> .....  | 36          |
| <b>DESIGN AND ENGINEERING DATA</b>  |             |
| <b>Pressure/Temperature Relationship</b> .....  | 42-43       |
| Maximum Operating Temperatures for Various Piping Systems .....                                     | 42          |
| Temperature De-Rating for PVC and CPVC.....   | 42          |
| Maximum Operating Temperatures for CTS CPVC SDR 11 Piping Systems .....                             | 43          |
| <b>Pressure Rating of Fittings, Flanges, and Unions</b> .....                                       | 44-46       |
| Pressure Rating PVC Schedule 40 and PVC Schedule 80 .....   | 44          |
| Pressure Rating of PVC Flanges at Elevated Temperatures .....                                       | 44          |
| Pressure Rating for PVC Schedule 80 Unions .....  | 44          |
| Threaded Joints and Threading of PVC and CPVC Pipe .....  | 45          |
| PVC Schedule 40 Pressure Ratings .....  | 46          |
| PVC Schedule 80 Pressure Ratings .....  | 46          |
| <b>Fluid Flow Properties</b> .....  | 47-56       |
| Gravity Flow .....  | 47          |
| Fluid Flow Rate .....   | 47          |
| Pressure Flow Rate .....  | 48          |
| Water Velocities .....  | 48          |
| Friction Loss Through Fittings .....  | 48          |
| Water Hammer .....  | 49-50       |
| Entrapped Air .....   | 51          |
| Weathering / UV Exposure / Heat Build-Up.....   | 51          |
| Friction Loss and Flow Velocity Table .....   | 52-56       |
| <b>Horizontal and Vertical Support Spacing for ABS, PVC and CPVC Pipe</b> .....                     | 57-58       |
| <b>Typical Pipe Hangers, Clamps, and Supports</b> .....   | 58          |
| <b>Expansion and Contraction of Iron Pipe Size ABS, PVC and CPVC</b> .....                          | 59-61       |
| Thermal Expansion in DWV Systems.....   | 60          |
| Thermal Expansion in Underground Systems .....  | 60          |
| Expansion and Contraction of CTS CPVC.....  | 61          |
| Permissible Bending Deflections for FlowGuard Gold® Pipe.....                                       | 62          |
| <b>Flame Spread Index (FSI) and Smoke Developed Index (SDI) Rating for ABS, PVC, and CPVC</b> ..... | 63          |
| <b>Chemical Resistance Chart of ABS, PVC, and CPVC</b> .....  | 64-84       |

ABS Plus, ReUze and RePVC are registered trademarks of Charlotte Pipe and Foundry Company.  
Corzan and FlowGuard Gold are registered trademarks of Lubrizol Corp.

# TABLE OF CONTENTS

## INSTALLATION

|   |         |
|---|---------|
| <b>Installation Procedures for ABS, PVC and CPVC Piping Systems</b> .....   | 85-104  |
| Cutting, Joint Preparation and Solvent Cement.....                          | 85      |
| FlowGuard Gold and ReUze® CTS Installation Procedures .....                 | 86-87   |
| 1/2"-4" ABS, PVC and CPVC Iron Pipe Size Installation Procedures.....       | 88-90   |
| 6" and Larger ABS, PVC and CPVC Iron Pipe Size Installation Procedures..... | 91-94   |
| Solvent Cements.....  | 95      |
| Applicator Types.....   | 95      |
| <b>Joint Curing</b> .....   | 96      |
| <b>Flanges</b> .....  | 97      |
| <b>Unions</b> .....   | 98      |
| <b>Procedure for Cutting Threads in Schedule 80 Pipe</b> .....              | 99      |
| <b>Installation of ABS, PVC and CPVC Threaded Connections</b> .....         | 100-101 |
| <b>Important Information on Threaded Connections</b> .....                  | 102-103 |
| <b>Taper Thread Dimensions</b> .....  | 104     |
| <b>Joining Roll-Grooved Pipe</b> .....                                      | 105     |
| <b>Repair Coupling Installation</b> .....                                   | 105     |
| <b>Underground Installation</b> .....                                       | 106     |
| <b>Gasketed Pipe Assembly</b> .....   | 107     |
| <b>Unstable Soil</b> .....  | 108     |
| <b>CTS CPVC Under-Slab Installations</b> .....                              | 108     |
| <b>In-Slab Installations</b> .....  | 108     |
| <b>ABS and PVC In-Slab Installations</b> .....                              | 108     |
| <b>Testing and Inspection</b> .....   | 108     |
| <b>Testing DWV System</b> .....   | 108     |
| <b>Alternate Test Methods</b> .....   | 109     |
| <b>Testing Pressure System</b> .....  | 110     |

## ADDITIONAL CONSIDERATIONS

|   |     |
|---|-----|
| <b>Antifreeze Solutions for ABS DWV, Pressure PVC and Pressure CPVC Systems</b> ..... | 111 |
| <b>FlowGuard Gold® Domestic Water Systems</b> .....                                   | 111 |
| <b>Disinfection</b> .....   | 112 |
| <b>Advantages of a FlowGuard Gold CPVC System</b> .....                               | 112 |
| <b>Chemical Compatibility with CPVC Products</b> .....                                | 112 |
| <b>Low Temperature and Cold Weather Conditions</b> .....                              | 113 |

## SUPPLEMENTAL INFORMATION

|   |         |
|---|---------|
| <b>Closed-Loop Systems</b> .....  | 114     |
| <b>Connecting CTS CPVC to Fixtures or Other Materials</b> .....                       | 114     |
| <b>FlowGuard Gold and Corzan Domestic Water Systems Do's and Dont's</b> .....         | 114-115 |
| <b>T/P Relief Valve Drainage Pipe</b> .....   | 115     |
| <b>HVAC Condensate Drain Lines</b> .....  | 117     |
| <b>Thermal Expansion</b> .....  | 117     |
| <b>R-Values and Thermal Conductivity</b> .....  | 118     |
| <b>Water Hammer Arrestors</b> .....   | 119     |
| <b>Hydronic Heating, Chilled Water or Geothermal Applications</b> .....               | 119-120 |
| Using Plastics in Multi-Story Construction .....                                      | 121     |
| Using Plastics for Combustion Gas Venting .....                                       | 121     |
| <b>Repairs or Modifications to Existing Systems</b> .....                             | 121     |
| <b>PVC Schedule 80 Pipe for DWV Applications</b> .....                                | 122     |
| <b>Material Selection, Special System Design and Engineering Considerations</b> ..... | 123     |
| Selection of Material for Sanitary and Storm Drainage .....                           | 123     |
| Engineered Applications .....   | 123     |

|                               |     |
|-------------------------------|-----|
| <b>LIMITED WARRANTY</b> ..... | 124 |
|-------------------------------|-----|

|   |     |
|---|-----|
| <b>FLOWGUARD GOLD CPVC CTS LIMITED WARRANTY</b> ..... | 125 |
|---|-----|

|                                 |     |
|---------------------------------|-----|
| <b>HELPFUL REFERENCES</b> ..... | 126 |
|---------------------------------|-----|

|   |         |
|---|---------|
| <b>Reference Standards Plastics</b> ..... | 126-129 |
|---|---------|

|                                |         |
|--------------------------------|---------|
| <b>Conversion Charts</b> ..... | 130-131 |
|--------------------------------|---------|

## Understanding Safety Alert Messages

It is important to read and understand this manual. It contains information to help protect your safety and prevent problems.



This is the safety alert symbol. It is used to alert you to potential personal injury hazards. Obey all safety messages that follow this symbol to avoid personal injury or death.

### **WARNING**

“WARNING” Indicates a hazardous situation which, if not avoided, could result in severe injury or death.

### **CAUTION**

“CAUTION” Indicates a hazardous situation which, if not avoided, could result in minor or moderate injury.

### **NOTICE**

“NOTICE” Indicates a hazardous situation which, if not avoided, may result in system failure and property damage.

## Major Advantages of ABS, PVC and CPVC Pipe

### **WARNING**

To reduce the risk of death or serious injury from an explosion, collapse or projectile hazard and to reduce the risk of property damage from a system failure:

- Always follow the warnings and procedures provided in this manual.
- Only use PVC/ABS/CPVC pipe and fitting for the conveyance of fluids as defined within the applicable ASTM standards.
- Never use PVC/ABS/CPVC pipe and fittings for the conveyance of gasses.
- Never use PVC/ABS/CPVC pipe or fittings in structural application or in any load-bearing applications.
- Never strike the pipe or fittings or drive them into the ground or into any other hard substance.

- While ABS, PVC and CPVC are very different materials, they share numerous advantages common to plastic piping systems. Advantages include ease of installation, corrosion resistance, low friction loss, initial cost, and longevity.

### Easy Installation

- ABS, PVC and CPVC systems are light in weight (approximately one-half the weight of aluminum and one-sixth the weight of steel) reducing transportation, handling, and installation cost. They have smooth, seamless interior walls. No special tools are required for cutting. These materials can be installed using the solvent cement joining technique.

### Strength

- ABS, PVC and CPVC products are highly resilient, tough and durable with high tensile and high impact strength.

### Freedom from Toxicity, Odors, Tastes

- PVC and CPVC piping systems designed for domestic water applications are listed to conform to NSF International Standard 61. This Health Effects standard ensures the safety of products coming into contact with drinking water.

### Corrosion Free External and Internal

- With many other pipe materials, slight corrosion may occur. The corroded particles can contaminate the piped fluid, complicating further processing, or causing bad taste, odors, or discoloration. This is particularly undesirable when the piped fluid is for domestic consumption. With PVC and CPVC, there are no corrosive by-products, therefore, no contamination of the piped fluid.

### Immunity to Galvanic or Electrolytic Attack

- ABS, PVC and CPVC are inherently immune to galvanic or electrolytic action. They can be used underground, underwater, in the presence of metals, and can be connected to metals.

### Low Friction Loss

- The smooth interior surfaces of ABS, ABS Plus, PVC and CPVC assure low friction loss and high flow rate. Additionally, since ABS, PVC and CPVC pipe resist rusting, pitting, scaling and corrosion, the high flow rate can be maintained for the life of the piping system.

### Low Thermal Conductivity

- PVC and CPVC pipe have a much lower thermal conductivity factor than metal pipe. Therefore, fluids being piped maintain a more constant temperature. In many cases, pipe insulation is not required.

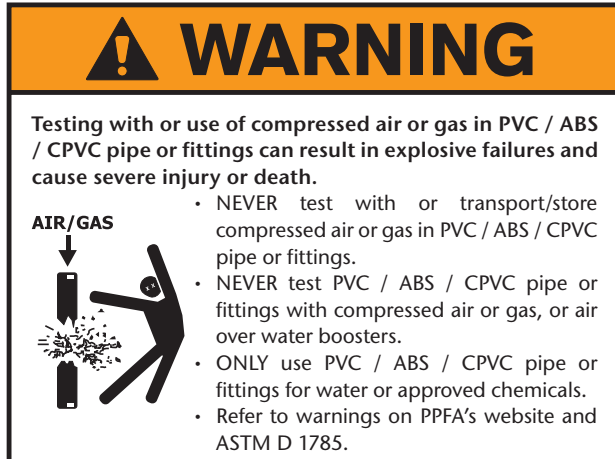
### Cost Effective

- ABS, PVC and CPVC products are extremely light weight, convenient to handle, relatively flexible, and easy to install. These features lead to lower installed cost than other piping systems.

To the best of our knowledge the information contained in this publication is accurate. However, Charlotte Pipe and Foundry does not assume any liability whatsoever for the accuracy or completeness of such information. Final determination of the suitability of any information or product for the use to be contemplated is the sole responsibility of the user. The manner of that use and whether there is any infringement of patents is also the sole responsibility of the user.

## Virtually Maintenance Free

- Once an ABS, PVC or CPVC system is properly selected, designed, and installed, it is virtually maintenance free. Therefore, years of trouble-free service can be expected when using Charlotte Pipe and Foundry ABS, PVC and CPVC systems.



## Handling and Storage of ABS, PVC and CPVC Pipe

### Receiving Pipe

As pipe is received, it must always be thoroughly inspected, prior to unloading. The person receiving the pipe must look for any transportation damage caused by over-tightened tie-down straps, improper treatment, or a shift in the load.

Pipe received in a closed trailer must be inspected as the trailer is opened. Take extra time to ensure that the pipe has not been damaged by other materials having been stacked on top of it, load shift, or rough handling.

Visually examine the pipe ends for any cracks, splits, gouges, or other forms of damage. Additionally, the pipe should be inspected for severe deformation which could later cause joining problems. The entire inside diameter of larger diameter pipe (4" and above) must be checked for any internal splits or cracks which could have been caused by loading or transit. The use of a flashlight may be necessary to perform this inspection.

Any damages must be observed by all parties involved, including the driver, and should be clearly noted on the bill of lading and/or delivery ticket. A copy of this document should be retained by the receiver. In addition, the manufacturer and carrier should be notified, within 24 hours, of any damages, shortages, or mis-shipped products.

### Handling Pipe

The pipe should be handled with reasonable care. Because thermoplastic pipe is much lighter in weight than metal pipe, there is sometimes a tendency to throw it around. This should be avoided.

The pipe should never be dragged or pushed from a truck bed. Removing and handling pallets of pipe should be done with a forklift. Loose pipe lengths require special handling to avoid damage. Precautions to follow when unloading and handling loose pieces include not banging lengths together or dropping lengths, even from low heights, on hard or uneven surfaces.

In all cases, severe contact with any sharp objects (rocks, angle irons, forks on forklifts, etc.) should be avoided. Also, the pipe should never be lifted or moved by inserting the forks of a forklift into the pipe ends.

Handling PVC and particularly CPVC pipe diameters greater than 4-inch requires extra care as the added pipe weight can cause cracking from relatively minor impacts. Also, plastic pipe becomes more brittle as the temperature decreases. The impact strength and flexibility of PVC and especially CPVC pipe are reduced. Therefore, take extra care when handling skids or loose lengths when the temperature drops below 50°F.

### Storing Pipe

If possible, pipe should be stored inside. When this is not possible, the pipe should be stored on level ground which is dry and free from sharp objects. If different schedules of pipe are stacked together, the pipe with the thickest walls should be on the bottom.

If the pipe is in pallets, the pallets should be stacked with the pallet boards touching, rather than pallet boards being placed on the pipe. This will prevent damage to or bowing of the pipe.

If the pipe is stored in racks, it should be continuously supported along its length. If this is not possible, the spacing supports should be determined based on the pipe diameter. In general, supports and spacing that would provide for no more than 1/2" in deflection of the pipe should be acceptable.

The pipe should be protected from the sun and be in an area with proper ventilation. This will lessen the effects of ultraviolet rays and help prevent heat build-up.

# GENERAL INFORMATION

## Physical Properties of Charlotte Pipe® ABS and PVC Materials\*

| PROPERTY  | UNITS                  | ABS                    | ASTM NO. | PVC                    | ASTM NO. |
|---|------------------------|------------------------|----------|------------------------|----------|
| Specific Gravity                                | g/cc                   | 1.05                   | D 792    | 1.40                   | D 792    |
| Tensile Strength (73°F) Minimum                 | Psi                    | 4,500                  | D 638    | 7,000                  | D 638    |
| Modulus of Elasticity in Tension (73°F) Minimum | Psi                    | 240,000                | D 638    | 400,000                | D 638    |
| Flexural Strength (73°F)                        | Psi                    | 10,585                 | D 790    | 14,000                 | D 790    |
| Izod Impact (notched at 73°F) Minimum           | ft lb/ in. of notch    | 6.00                   | D 256    | 0.65                   | D 256    |
| Hardness (Durometer D)                          |                        | 70                     | D 2240   | 80 ± 3                 | D 2240   |
| Hardness (Rockwell R)                           |                        | 100                    | D 785    | 110 - 120              | D 785    |
| Compressive Strength (73°F)                     | Psi                    | 7,000                  | D 695    | 9,600                  | D 695    |
| Hydrostatic Design Stress                       | Psi                    | N/A                    |          | 2,000                  | D 1598   |
| Coefficient of Linear Expansion                 | in./ in./ °F           | 5.5 x 10 <sup>-5</sup> | D 696    | 3.0 x 10 <sup>-5</sup> | D 696    |
| Heat Distortion Temperature at 264 psi Minimum  | degrees F              | 180                    | D 648    | 158                    | D 648    |
| Coefficient of Thermal Conductivity             | BTU/ hr/sq ft/ °F/ in. | 1.1                    | C 177    | 1.2                    | C 177    |
| Specific Heat                                   | BTU/ °F/lb             | 0.35                   | D 2766   | 0.25                   | D 2766   |
| Water Absorption (24 hrs at 73°F)               | % weight gain          | 0.40                   | D 570    | .05                    | D 570    |
| Cell Classification - Pipe                      |                        | 42222                  | D 3965   | 12454                  | D 1784   |
| Cell Classification - Fittings                  |                        | 32222                  | D 3965   | 12454                  | D 1784   |
| Burning Rate                                    |                        |                        |          | Self Ext.              | D 635    |

\*Above data is based upon information provided by the raw material manufacturers. It should be used only as a recommendation and not as a guarantee of performance.

## ABS and PVC Standards

| TYPE PIPE / FITTING                        | STANDARD SPECIFICATIONS   |                           |
|--|---------------------------|---------------------------|
|  | MATERIAL                  | DIMENSIONS                |
| <b>ABS DWV</b>                             |                           |                           |
| Schedule 40 DWV Foam Core Pipe             | ASTM D 3965               | ASTM F 628                |
| Schedule 40 DWV Fittings                   | ASTM D 3965               | ASTM D 2661               |
| ABS Plus® Schedule 40 DWV Foam Core Pipe   | ASTM D 3965 & ASTM D 4396 | ASTM F 1488               |
| <b>PVC DWV</b>                             |                           |                           |
| Schedule 40 DWV Pipe                       | ASTM D 1784               | ASTM D 2665 & ASTM D 1785 |
| Schedule 40 DWV Foam Core Pipe             | ASTM D 4396               | ASTM F 891                |
| Schedule 40 DWV Pipe with Recycled Content | ASTM D 4396               | ASTM F 1760               |
| Schedule 40 DWV Fittings                   | ASTM D 1784               | ASTM D 2665               |
| Fabricated Schedule 40 DWV Fittings        | ASTM D 1784               | ASTM F 1866               |
| <b>PVC Pressure</b>                        |                           |                           |
| Schedule 40 Plain End Pipe                 | ASTM D 1784               | ASTM D 1785               |
| Schedule 40 Bell End Pipe                  | ASTM D 1784               | ASTM D 1785               |
| Schedule 40 Bell End Well Casing           | ASTM D 1784               | ASTM D 1785 & ASTM F 480  |
| SDR 21 (PR 200) Bell End Pipe              | ASTM D 1784               | ASTM D 2241               |
| SDR 26 (PR 160) Bell End Pipe              | ASTM D 1784               | ASTM D 2241               |
| Schedule 40 Fittings                       | ASTM D 1784               | ASTM D 2466               |
| Schedule 80 Plain End Pipe                 | ASTM D 1784               | ASTM D 1785               |
| Schedule 80 Fittings                       | ASTM D 1784               | ASTM D 2464 & ASTM D 2467 |



## Physical Properties of FlowGuard Gold®, ReUze® & Corzan® CPVC Materials\*

| PROPERTY   | CPVC 4120              | UNITS                  | ASTM No. |
|--|------------------------|------------------------|----------|
| Specific Gravity                                       | 1.55                   | g/cc                   | D 792    |
| Tensile Strength (73°F) Minimum                        | 7,000                  | psi                    | D 638    |
| Modulus of Elasticity in Tension (73°F)                | 360,000                | psi                    | D 638    |
| Flexural Strength (73°F)                               | 15,100                 | psi                    | D 790    |
| Izod Impact Cell Class 23447 (notched at 73°F) Minimum | 1.5                    | ft lb/ in. of notch    | D 256    |
| Izod Impact Cell Class 24448 (notched at 73°F) Minimum | 5.0                    | ft lb/ in. of notch    | D 256    |
| Hardness (Durometer D)                                 | —                      |                        | D 2240   |
| Hardness (Rockwell R)                                  | 119                    |                        | D 785    |
| Compressive Strength (73°F)                            | 10,100                 | psi                    | D 695    |
| Hydrostatic Design Stress                              | 2,000                  | psi                    |          |
| Coefficient of Linear Expansion                        | 3.4 x 10 <sup>-5</sup> | in./ in./ °F           | D 696    |
| Heat Distortion Temperature at 264 psi Minimum         | 212 (Cell Class 23447) | degrees F              | D 648    |
| Heat Distortion Temperature at 264 psi Minimum         | 230 (Cell Class 24448) | degrees F              | D 648    |
| Coefficient of Thermal Conductivity                    | .95                    | BTU/ hr/sq ft/ °F/ in. | C 177    |
| Specific Heat  | .34                    | BTU/ °F/lb             | D 2766   |
| Water Absorption (24 hrs at 73°F)                      | .03                    | % weight gain          | D 570    |
| Cell Classification                                    | 23447 - 24448          |                        | D 1784   |
| Burning Rate   | Self Extinguishing     |                        | D 635    |

\*Above data is based upon information provided by the raw material manufacturers. It should be used only as a recommendation and not as a guarantee of performance.

## CPVC Standards

| TYPE PIPE / FITTINGS                                | STANDARD SPECIFICATIONS |                           |
|---|-------------------------|---------------------------|
|   | MATERIAL                | DIMENSIONS                |
| <b>CPVC Pressure</b>                                |                         |                           |
| CPVC Schedule 80 Plain End Pipe (Corzan)            | ASTM D 1784             | ASTM F 441                |
| CPVC Schedule 80 Fittings (Corzan)                  | ASTM D 1784             | ASTM F 437 and ASTM F 439 |
| CPVC CTS Tube and Fittings (FlowGuard Gold, ReUze®) | ASTM D 1784             | ASTM D 2846               |

## SUBMITTAL FOR CHARLOTTE PIPE® ABS CELLULAR (FOAM CORE) PIPE AND ABS DWV FITTING SYSTEM

Date: \_\_\_\_\_

Job Name: \_\_\_\_\_

Location: \_\_\_\_\_

Engineer: \_\_\_\_\_

Contractor: \_\_\_\_\_

**► Scope:**

This specification covers ABS cellular core (foam core) pipe and ABS DWV fittings used in sanitary drain, waste and vent (DWV), sewer, and storm drainage applications. This system is intended for use in non-pressure applications where the operating temperature will not exceed 140° F.

**► Specification:**

Pipe shall be manufactured from virgin rigid ABS (acrylonitrile-butadiene-styrene) compounds with a cell class of 42222 as identified in ASTM D 3965. Fittings shall be manufactured from virgin rigid ABS compounds with a cell class of 32222 as identified in ASTM D 3965.

ABS cellular core pipe shall be Iron Pipe Size (IPS) conforming to ASTM F 628. Injection molded ABS DWV fittings shall conform to ASTM D 2661. All systems shall utilize a separate waste and vent system. All pipe and fittings shall be manufactured in the United States. Pipe and fittings shall conform to NSF International Standard 14.

**► Installation:**

Installation shall comply with the latest installation instructions published by Charlotte Pipe and Foundry and shall conform to all applicable plumbing, fire, and building code requirements. Buried pipe shall be installed in accordance with ASTM D 2321 and ASTM F 1668. Solvent cement joints shall be made with a solvent cement conforming to ASTM D 2235. The system shall be protected from chemical agents, fire-stopping materials, thread sealant, plasticized-vinyl products or other aggressive chemical agents not compatible with ABS compounds. The system shall be hydrostatically tested after installation. **WARNING!** Never test with or transport/store compressed air or gas in ABS pipe or fittings. Doing so can result in explosive failures and cause severe injury or death.

**► Referenced Standards:**

- ASTM D 3965: Rigid ABS Compounds
- ASTM F 628: Co-extruded ABS Pipe with Cellular Core
- ASTM D 2661: ABS Drain, Waste and Vent Fittings
- ASTM D 2235: Solvent Cements for ABS Pipe and Fittings
- ASTM D 2321: Underground Installation of Thermoplastic Pipe (non-pressure applications)
- ASTM F 1668: Procedures for Buried Plastic Pipe
- NSF Standard 14: Plastic Piping Components and Related Materials

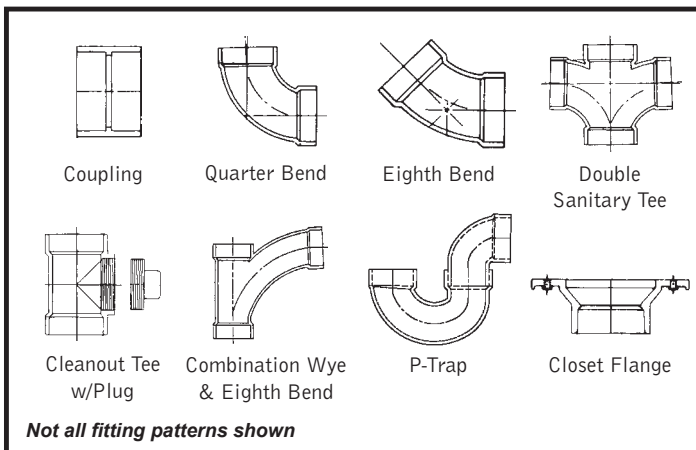


### ABS Foam Core Pipe

#### ABS Schedule 40 DWV Pipe (For Non-Pressure Applications)



| ABS SCHEDULE 40 FOAM CORE (BLACK) PLAIN END |              |                  |                  | ASTM F 628       |                    |                              |
|---|--------------|------------------|------------------|------------------|--------------------|------------------------------|
| PART NO.                                    | NOM. SIZE    | UPC #<br>611942- | QTY. PER<br>SKID | AVG. OD<br>(IN.) | MIN. WALL<br>(IN.) | WT. PER<br>100 FT.<br>(LBS.) |
| ABS 3112                                    | 1 1/2" x 10' | 03132            | 2590'            | 1.900            | 0.145              | 27.1                         |
| ABS 3112                                    | 1 1/2" x 20' | 03133            | 5180'            | 1.900            | 0.145              | 27.1                         |
| ABS 3200                                    | 2" x 10'     | 03134            | 1670'            | 2.375            | 0.154              | 37.7                         |
| ABS 3200                                    | 2" x 20'     | 03135            | 3340'            | 2.375            | 0.154              | 37.7                         |
| ABS 3300                                    | 3" x 10'     | 03136            | 750'             | 3.500            | 0.216              | 74.5                         |
| ABS 3300                                    | 3" x 20'     | 03137            | 1500'            | 3.500            | 0.216              | 74.5                         |
| ABS 3400                                    | 4" x 10'     | 03138            | 480'             | 4.500            | 0.237              | 107.1                        |
| ABS 3400                                    | 4" x 20'     | 03139            | 960'             | 4.500            | 0.237              | 107.1                        |
| ABS 3600                                    | 6" x 20'     | 03141            | 400'             | 6.625            | 0.280              | 187.8                        |



Charlotte Pipe and Foundry Company • P.O. Box 35430 Charlotte, NC 28235 • (800) 438-6091 • www.charlottepipe.com

Charlotte Pipe and Charlotte Pipe and Foundry Company are registered trademarks of Charlotte Pipe and Foundry Company.

## SUBMITTAL FOR CHARLOTTE PIPE® ABS PLUS® FOAM CORE DWV PIPE AND ABS DWV FITTING SYSTEM

Date: \_\_\_\_\_

Job Name: \_\_\_\_\_

Location: \_\_\_\_\_

Engineer: \_\_\_\_\_

Contractor: \_\_\_\_\_

**► Scope:**

This specification covers ABS/PVC composite, cellular (foam core) pipe and ABS DWV fittings used in sanitary drain, waste and vent (DWV) and sewer applications. This system is intended for use in non-pressure applications where the operating temperature will not exceed 140° F.

**► Specification:**

Pipe shall be manufactured from virgin rigid ABS (acrylonitrile-butadiene-styrene) compounds with a minimum cell class of 42222 as identified in ASTM D 3965. Fittings shall be manufactured from virgin rigid ABS compounds with a cell class of 32222 as identified in ASTM D 3965.

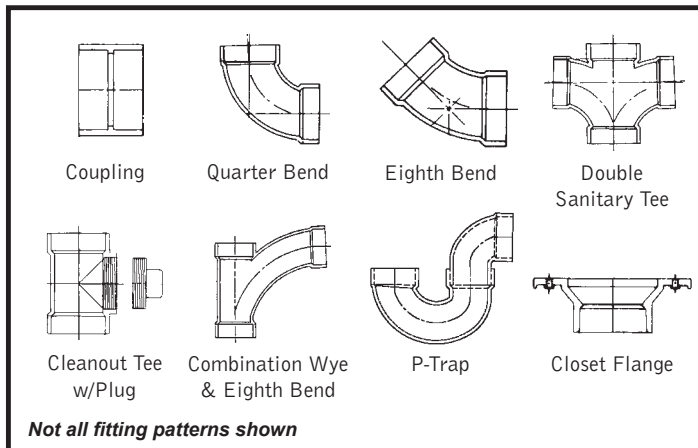
ABS/PVC/ABS foam core pipe shall be Iron Pipe Size (IPS) conforming to ASTM F 1488. Injection molded ABS DWV fittings shall conform to ASTM D 2661. All pipe and fittings shall be manufactured in the United States. All systems shall utilize a separate waste and vent system. Pipe and fittings shall conform to NSF International Standard 14.

**► Installation:**

Installation shall comply with the latest installation instructions published by Charlotte Pipe and Foundry and shall conform to all applicable plumbing, fire, and building code requirements. Buried pipe shall be installed in accordance with ASTM D 2321 and ASTM F 1668. Solvent cement joints shall be made with a solvent cement conforming to ASTM D 2235. The system shall be protected from chemical agents, fire-stopping materials, thread sealant, plasticized-vinyl products or other aggressive chemical agents not compatible with ABS compounds. The system shall be hydrostatically tested after installation. **WARNING!** Never test with or transport/store compressed air or gas in ABS pipe or fittings. Doing so can result in explosive failures and cause severe injury or death.

**► Referenced Standards:**

- ASTM D 3965: Rigid ABS Compounds
- ASTM F 1488: Co-extruded Composite Pipe
- ASTM D 2661: ABS Drain, Waste and Vent Fittings
- ASTM D 2235: Solvent Cements for ABS Pipe and Fittings
- ASTM D 2321: Underground Installation of Thermoplastic Pipe (non-pressure applications)
- ASTM F 1668: Procedures for Buried Plastic Pipe
- NSF Standard 14: Plastic Piping Components and Related Materials



### ABS Plus® Foam Core DWV Pipe

#### ABS Plus Schedule 40 DWV Pipe (For Non-Pressure Applications)



| ABS PLUS SCHEDULE 40 FOAM CORE (BLACK) |           |                  |                  | PLAIN END        | ASTM F 1488        |                              |
|--|-----------|------------------|------------------|------------------|--------------------|------------------------------|
| PART NO.                               | NOM. SIZE | UPC #<br>611942- | QTY. PER<br>SKID | AVG. OD<br>(IN.) | MIN. WALL<br>(IN.) | WT. PER<br>100 FT.<br>(LBS.) |
| ABS 17112                              | 1½" x 10' | 12495            | 2590'            | 1.900            | 0.145              | 31.4                         |
| ABS 17112                              | 1½" x 20' | 12494            | 5180'            | 1.900            | 0.145              | 31.4                         |
| ABS 17200                              | 2" x 10'  | 12497            | 1670'            | 2.375            | 0.154              | 41.9                         |
| ABS 17200                              | 2" x 20'  | 12496            | 3340'            | 2.375            | 0.154              | 41.9                         |
| ABS 17300                              | 3" x 10'  | 12499            | 750'             | 3.500            | 0.216              | 84.0                         |
| ABS 17300                              | 3" x 20'  | 12498            | 1500'            | 3.500            | 0.216              | 84.0                         |
| ABS 17400                              | 4" x 10'  | 12501            | 480'             | 4.500            | 0.237              | 118.8                        |
| ABS 17400                              | 4" x 20'  | 12500            | 960'             | 4.500            | 0.237              | 118.8                        |

# GENERAL INFORMATION

## SUBMITTAL FOR CHARLOTTE PIPE® PVC SCHEDULE 40 SOLID WALL PIPE AND PVC DWV FITTING SYSTEM

Date: \_\_\_\_\_

Job Name: \_\_\_\_\_ Location: \_\_\_\_\_

Engineer: \_\_\_\_\_ Contractor: \_\_\_\_\_

**► Scope:**

This specification covers PVC Schedule 40 solid wall pipe and PVC DWV fittings used in sanitary drain, waste and vent (DWV), sewer and storm drainage applications. This system is intended for use in non-pressure applications where the operating temperature will not exceed 140° F.

**► Specification:**

Pipe shall be manufactured from virgin rigid PVC (polyvinyl chloride) vinyl compounds with a cell class of 12454 as identified in ASTM D 1784. PVC Schedule 40 pipe shall be Iron Pipe Size (IPS) conforming to ASTM D 1785 and ASTM D 2665. Injection molded PVC DWV fittings shall conform to ASTM D 2665. Fabricated PVC DWV fittings shall conform to ASTM F 1866. All pipe and fittings shall be manufactured in the United States. All systems shall utilize a separate waste and vent system. Pipe and fittings shall conform to NSF International Standard 14.

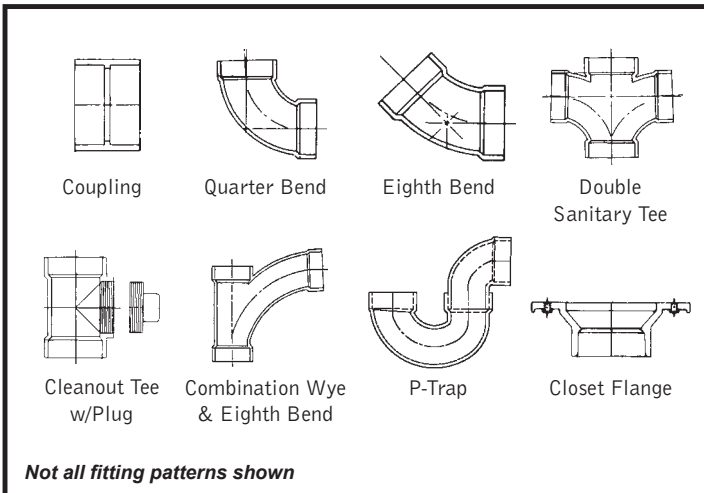
**► Installation:**

Installation shall comply with the latest installation instructions published by Charlotte Pipe and Foundry and shall conform to all applicable plumbing, fire, and building code requirements. Buried pipe shall be installed in accordance with ASTM D 2321 and ASTM F 1668. Solvent cement joints shall be made in a two-step process with primer conforming to ASTM F 656 and solvent cement conforming to ASTM D 2564. The system shall be protected from chemical agents, fire-stopping materials, thread sealant, plasticized-vinyl products or other aggressive chemical agents not compatible with PVC compounds. The system shall be hydrostatically tested after installation.

**WARNING!** Never test with or transport/store compressed air or gas in PVC pipe or fittings. Doing so can result in explosive failures and cause severe injury or death.

**► Referenced Standards:**

- ASTM D 1784: Rigid Vinyl Compounds
- ASTM D 1785: PVC Plastic Pipe, Schedule 40
- ASTM D 2665: PVC Drain, Waste and Vent Pipe and Fittings
- ASTM D 2564: Solvent Cements for PVC Pipe and Fittings
- ASTM D 2321: Underground Installation of Thermoplastic Pipe (non-pressure applications)
- ASTM F 656: Primers for PVC Pipe and Fittings
- ASTM F 1668: Procedures for Buried Plastic Pipe
- ASTM F 1866: Fabricated PVC DWV Fittings
- NSF Standard 14: Plastic Piping Components and Related Materials



| <b>PVC Schedule 40 DWV Pipe</b>  |            |                  |                               |                              |                                   |                           |
|--|------------|------------------|-------------------------------|------------------------------|-----------------------------------|---------------------------|
| <b>PVC Schedule 40 DWV Pipe</b> <span style="float: right;">(NSF)</span> |            |                  |                               |                              |                                   |                           |
| PART NO.   | NOM. SIZE  | UPC #<br>611942- | PLAIN END<br>QTY. PER<br>SKID | PVC 1120<br>AVG. OD<br>(IN.) | ASTM D 2665<br>MIN. WALL<br>(IN.) | WT. PER 100 FT.<br>(LBS.) |
| PVC 7100*  | 1 1/4"x10' | 03945            | 2120'                         | 1.660                        | .140                              | 42.4                      |
| PVC 7100*  | 1 1/4"x20' | 03946            | 4240'                         | 1.660                        | .140                              | 42.4                      |
| PVC 7112*  | 1 1/2"x10' | 03947            | 1650'                         | 1.900                        | .145                              | 51.8                      |
| PVC 7112*  | 1 1/2"x20' | 03948            | 3300'                         | 1.900                        | .145                              | 51.8                      |
| PVC 7200*  | 2"x10'     | 03949            | 1110'                         | 2.375                        | .154                              | 69.5                      |
| PVC 7200*  | 2"x20'     | 03950            | 2220'                         | 2.375                        | .154                              | 69.5                      |
| PVC 7300*  | 3"x10'     | 03951            | 1040'                         | 3.500                        | .216                              | 144.2                     |
| PVC 7300*  | 3"x20'     | 03952            | 920'                          | 3.500                        | .216                              | 144.2                     |
| PVC 7400†  | 4"x10'     | 03953            | 600'                          | 4.500                        | .237                              | 205.5                     |
| PVC 7400†  | 4"x20'     | 03954            | 1200'                         | 4.500                        | .237                              | 205.5                     |
| PVC 7500†  | 5"x20'     | 04837            | 760'                          | 5.563                        | .258                              | 272.5                     |
| PVC 7600†  | 6"x10'     | 03955            | 330'                          | 6.625                        | .280                              | 361.2                     |
| PVC 7600†  | 6"x20'     | 03956            | 660'                          | 6.625                        | .280                              | 361.2                     |
| PVC 7800†  | 8"x10'     | 13087            | 180'                          | 8.625                        | .322                              | 543.6                     |
| PVC 7800†  | 8"x20'     | 03958            | 360'                          | 8.625                        | .322                              | 543.6                     |
| PVC 7910†  | 10"x20'    | 03959            | 220'                          | 10.750                       | .365                              | 770.7                     |
| PVC 7912†  | 12"x20'    | 03961            | 120'                          | 12.750                       | .406                              | 1019.0                    |
| PVC 7914†  | 14"x20'    | 04862            | 60'                           | 14.000                       | .437                              | 1205.0                    |
| PVC 7916†  | 16"x20'    | 04918            | 60'                           | 16.000                       | .500                              | 1575.7                    |

\* Dual Marked ASTM D 1785 & ASTM D 2665.  
† Triple Marked ASTM D 1785 & ASTM D 2665 & ASTM F 480.

Charlotte Pipe and Foundry Company • P.O. Box 35430 Charlotte, NC 28235 • (800) 438-6091 • [www.charlottepipe.com](http://www.charlottepipe.com)

Charlotte Pipe and Charlotte Pipe and Foundry Company are registered trademarks of Charlotte Pipe and Foundry Company.

## SUBMITTAL FOR CHARLOTTE PIPE® PVC CELLULAR (FOAM CORE) PIPE AND PVC DWV FITTING SYSTEM

Date: \_\_\_\_\_

Job Name: \_\_\_\_\_

Location: \_\_\_\_\_

Engineer: \_\_\_\_\_

Contractor: \_\_\_\_\_

**Scope:**

This specification covers PVC cellular (foam core) pipe and PVC DWV fittings used in sanitary drain, waste and vent (DWV), sewer, and storm drainage applications. This system is intended for use in non-pressure applications where the operating temperature will not exceed 140° F.

**Specification:**

Pipe shall be manufactured from virgin rigid PVC (polyvinyl chloride) vinyl compounds with a cell class of 11432 as identified in ASTM D 4396. Fittings shall be manufactured from virgin rigid PVC (polyvinyl chloride) vinyl compounds with a cell class of 12454 as identified in ASTM D 1784.

PVC cellular core pipe shall be Iron Pipe Size (IPS) conforming to ASTM F 891. Injection molded PVC DWV fittings shall conform to ASTM D 2665. Fabricated PVC DWV fittings shall conform to ASTM F 1866. All systems shall utilize a separate waste and vent system. All pipe and fittings shall be manufactured in the United States. Pipe and fittings shall conform to NSF International Standard 14.

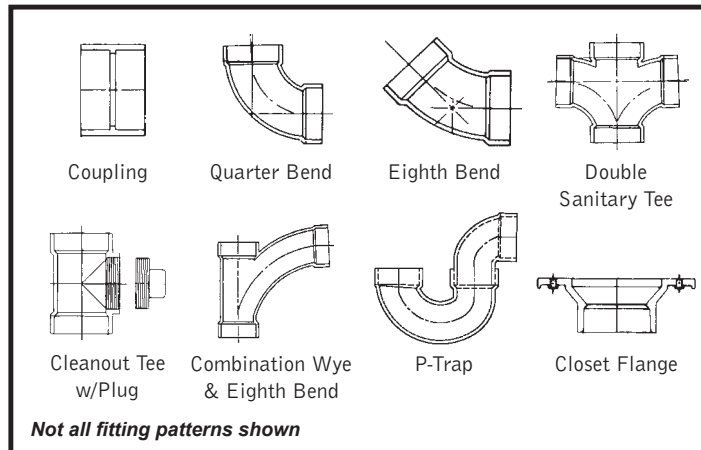
**Installation:**

Installation shall comply with the latest installation instructions published by Charlotte Pipe and Foundry and shall conform to all applicable plumbing, fire, and building code requirements. Buried pipe shall be installed in accordance with ASTM D 2321 and ASTM F 1668. Solvent cement joints shall be made in a two-step process with primer conforming to ASTM F 656 and solvent cement conforming to ASTM D 2564. The system shall be protected from chemical agents, fire-stopping materials, thread sealant, plasticized-vinyl products or other aggressive chemical agents not compatible with PVC compounds. The system shall be hydrostatically tested after installation.

**WARNING!** Never test with or transport/store compressed air or gas in PVC pipe or fittings. Doing so can result in explosive failures and cause severe injury or death.

**Referenced Standards:**

- ASTM D 4396: Compounds for Cellular Core
- ASTM F 891: Co-extruded PVC Pipe with Cellular Core
- ASTM D 2665: PVC Drain, Waste and Vent Fittings
- ASTM D 2564: Solvent Cements for PVC Pipe and Fittings
- ASTM D 2321: Underground Installation of Thermoplastic Pipe (non-pressure applications)
- ASTM F 1668: Procedures for Buried Plastic Pipe
- ASTM F 1866: Fabricated PVC DWV Fittings
- NSF Standard 14: Plastic Piping Components and Related Materials



| PVC Foam Core Pipe  |              |                  |                  |                  |                    |                              |
|---|--------------|------------------|------------------|------------------|--------------------|------------------------------|
| PVC Schedule 40 DWV Pipe<br>(For Non-Pressure Applications) |              |                  |                  |                  |                    |                              |
| PVC SCHEDULE 40 FOAM CORE (WHITE)                           |              |                  |                  | PLAIN END        |                    | ASTM F 891                   |
| PART NO.  | NOM. SIZE    | UPC #<br>611942- | QTY. PER<br>SKID | AVG. OD<br>(IN.) | MIN. WALL<br>(IN.) | WT. PER<br>100 FT.<br>(LBS.) |
| PVC 4112  | 1 1/2" x 10' | 04178            | 1650'            | 1.900            | 0.145              | 32.3                         |
| PVC 4112  | 1 1/2" x 20' | 04177            | 3300'            | 1.900            | 0.145              | 32.3                         |
| PVC 4200  | 2" x 10'     | 04174            | 1110'            | 2.375            | 0.154              | 43.9                         |
| PVC 4200  | 2" x 20'     | 04173            | 2220'            | 2.375            | 0.154              | 43.9                         |
| PVC 4300  | 3" x 10'     | 03934            | 1040'            | 3.500            | 0.216              | 89.7                         |
| PVC 4300  | 3" x 20'     | 03935            | 920'             | 3.500            | 0.216              | 89.7                         |
| PVC 4400  | 4" x 10'     | 03936            | 600'             | 4.500            | 0.237              | 123.8                        |
| PVC 4400  | 4" x 20'     | 03937            | 1200'            | 4.500            | 0.237              | 123.8                        |
| PVC 4600  | 6" x 10'     | 03938            | 330'             | 6.625            | 0.280              | 235.0                        |
| PVC 4600  | 6" x 20'     | 03939            | 660'             | 6.625            | 0.280              | 235.0                        |
| PVC 4800  | 8" x 20'     | 03941            | 360'             | 8.625            | 0.322              | 371.0                        |
| PVC 4910  | 10" x 20'    | 03942            | 220'             | 10.750           | 0.365              | 566.3                        |
| PVC 4912  | 12" x 20'    | 03943            | 120'             | 12.750           | 0.406              | 700.0                        |

# GENERAL INFORMATION

## SUBMITTAL FOR CHARLOTTE PIPE® RePVC® - PVC SCHEDULE 40 PIPE WITH RECYCLED CONTENT AND PVC DWV FITTING SYSTEM

Date: \_\_\_\_\_

Job Name: \_\_\_\_\_

Location: \_\_\_\_\_

Engineer: \_\_\_\_\_

Contractor: \_\_\_\_\_

**Scope:**

This specification covers PVC Schedule 40 pipe with recycled content and PVC DWV fittings used in sanitary drain, waste, and vent (DWV), sewer and storm drainage applications. This system is intended for use in non-pressure applications where the operating temperature will not exceed 140°F.

**Specification:**

Inside and outside layers of pipe shall be manufactured from virgin rigid PVC (polyvinyl chloride) vinyl compounds with a minimum cell class of 11432 per ASTM D 4396. Center layer of pipe shall be manufactured from recycled PVC compounds with a minimum cell class of 11211 per ASTM D 4396. Fittings shall be manufactured from virgin rigid PVC (polyvinyl chloride) vinyl compounds with a cell class of 12454 as identified in ASTM D 1784.

Center layer of pipe shall be comprised of 100% recycled material and make up 30 – 80% of the pipe's overall wall thickness.

Coextruded PVC pipe with recycled content shall be Schedule 40 iron pipe size (IPS) conforming to ASTM F 1760. Injection-molded PVC DWV fittings shall conform to ASTM D 2665. Fabricated PVC DWV fittings shall conform to ASTM F 1866. All pipe and fittings shall be manufactured in the United States. All systems shall utilize a separate waste and vent system. Pipe and fittings shall conform to NSF International Standard 14.


**Installation:**

Installation shall comply with the latest installation instructions published by Charlotte Pipe and Foundry and shall conform to all applicable plumbing, fire, and building code requirements. Buried pipe shall be installed in accordance with ASTM D 2321 and ASTM F 1668. Solvent cement joints shall be made in a two-step process with primer conforming to ASTM F 656 and solvent cement conforming to ASTM D 2564. The system shall be protected from chemical agents, fire-stopping materials, thread sealant, plasticized-vinyl products, or other aggressive chemical agents not compatible with PVC compounds. Systems shall be hydrostatically tested after installation. **WARNING!** Never test with or transport/store compressed air or gas in PVC pipe or fittings. Doing so can result in explosive failures and cause severe injury or death.

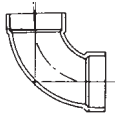
**Referenced Standards:**

- ASTM D 4396                    Compounds for Cellular Core Pipe
- ASTM F 1760                Co-Extruded PVC Pipe with Recycled Content
- ASTM D 2665                PVC Drain, Waste, and Vent Fittings
- ASTM D 2564                Solvent Cements for PVC Pipe and Fittings
- ASTM D 2321                Underground Installation of Thermoplastic Pipe (non-pressure applications)
- ASTM F 656                 Primers for PVC Pipe and Fittings
- ASTM F 1668                Procedures for Buried Plastic Pipe
- ASTM F 1866                Fabricated PVC DWV Fittings
- NSF Standard 14            Plastic Piping Components and Related Materials

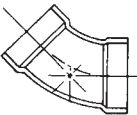




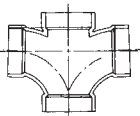
Coupling



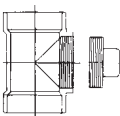
Quarter Bend



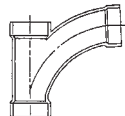
Eighth Bend



Double Sanitary Tee



Cleanout Tee w/Plug



Combination Wye & Eighth Bend

*Not all fitting patterns shown*

**RePVC® DWV Pipe**

**PVC Schedule 40 DWV Pipe with Recycled Content (For Non-Pressure Applications)** NSF

| PVC SCHEDULE 40 (WHITE) |              | PLAIN END     |               |               | ASTM F 1760     |                        |
|-------------------------|--------------|---------------|---------------|---------------|-----------------|------------------------|
| PART NO.                | NOM. SIZE    | UPC # 611942- | QTY. PER SKID | AVG. OD (IN.) | MIN. WALL (IN.) | WT. PER 100 FT. (LBS.) |
| PVC 15112               | 1 1/2" x 20' | 11744         | 3440'         | 1.900         | .145            | 50.7                   |
| PVC 15200               | 2" x 20'     | 11745         | 2220'         | 2.375         | .154            | 68.1                   |
| PVC 15300               | 3" x 20'     | 11746         | 920'          | 3.500         | .216            | 141.2                  |
| PVC 15400               | 4" x 20'     | 11748         | 1200'         | 4.500         | .237            | 201.2                  |
| PVC 15600               | 6" x 20'     | 11749         | 560'          | 6.625         | .280            | 353.7                  |
| PVC 15800               | 8" x 20'     | 11984         | 360'          | 8.625         | .322            | 544.6                  |

NSF Listed. Meets All Requirements of ASTM D 4396 and ASTM F 1760.

Charlotte Pipe and Foundry Company • P.O. Box 35430 Charlotte, NC 28235 • (800) 438-6091 • www.charlottepipe.com

RePVC, Charlotte Pipe, and Charlotte Pipe and Foundry Company are registered trademarks of Charlotte Pipe and Foundry Company.

## SUBMITTAL FOR CHARLOTTE PIPE® PVC SCHEDULE 40 PRESSURE PIPE AND FITTING SYSTEM

Date: \_\_\_\_\_

Job Name: \_\_\_\_\_ Location: \_\_\_\_\_

Engineer: \_\_\_\_\_ Contractor: \_\_\_\_\_

**► Scope:**

This specification covers PVC Schedule 40 pipe and fittings for pressure applications. This system is intended for pressure applications where the operating temperature will not exceed 140° F.

**► Specification:**

Pipe and fittings shall be manufactured from virgin rigid PVC (polyvinyl chloride) vinyl compounds with a cell class of 12454 as identified in ASTM D 1784.

PVC Schedule 40 pipe shall be Iron Pipe Size (IPS) conforming to ASTM D 1785. Injection molded PVC Schedule 40 fittings shall conform to ASTM D 2466. Pipe and fittings shall be manufactured as a system and be the product of one manufacturer. All pipe and fittings shall be manufactured in the United States. Pipe and fittings shall conform to NSF International Standard 61 or the health-effects portion of NSF Standard 14.

**► Installation:**

Installation shall comply with the latest installation instructions published by Charlotte Pipe and Foundry and shall conform to all applicable plumbing, fire, and building code requirements. Buried pipe shall be installed in accordance with ASTM F 1668. Solvent cement joints shall be made in a two-step process with primer conforming to ASTM F 656 and solvent cement conforming to ASTM D 2564. The system shall be protected from chemical agents, fire-stopping materials, thread sealant, plasticized-vinyl products or other aggressive chemical agents not compatible with PVC compounds. The system shall be hydrostatically tested after installation. **WARNING!** Never test with or transport/store compressed air or gas in PVC pipe or fittings. Doing so can result in explosive failures and cause severe injury or death.

**► Referenced Standards:**

- ASTM D 1784: Rigid Vinyl Compounds
- ASTM D 1785: PVC Plastic Pipe, Schedule 40
- ASTM D 2466: PVC Plastic Fittings, Schedule 40
- ASTM D 2564: Solvent Cements for PVC Pipe and Fittings

- ASTM F 1668: Procedures for Buried Plastic Pipe
- NSF Standard 14: Plastic Piping Components & Related Materials
- NSF Standard 61: Drinking Water System Components – Health Effects



**Schedule 40 Tapered Socket Dimensions**

PVC SCHEDULE 40 - ASTM D 2466

| Nominal Size | Schedule 80 and Schedule 40 Socket Diameter |          |           | Schedule 80 Socket Length C (Minimum) | Schedule 40 Socket Length C (Minimum) |
|--------------|---|----------|-----------|---------------------------------------|---------------------------------------|
|              | Entrance A                                  | Bottom B | Tolerance |                                       |                                       |
| 1/2          | 0.848                                       | 0.836    | ±0.004    | 0.875                                 | 0.688                                 |
| 3/4          | 1.058                                       | 1.046    | ±0.004    | 1.000                                 | 0.719                                 |
| 1            | 1.325                                       | 1.310    | ±0.005    | 1.125                                 | 0.875                                 |
| 1 1/4        | 1.670                                       | 1.655    | ±0.005    | 1.250                                 | 0.938                                 |
| 1 1/2        | 1.912                                       | 1.894    | ±0.006    | 1.375                                 | 1.094                                 |
| 2            | 2.387                                       | 2.369    | ±0.006    | 1.500                                 | 1.156                                 |
| 2 1/2        | 2.889                                       | 2.868    | ±0.007    | 1.750                                 | 1.750                                 |
| 3            | 3.516                                       | 3.492    | ±0.008    | 1.875                                 | 1.875                                 |
| 4            | 4.518                                       | 4.491    | ±0.009    | 2.250                                 | 2.000                                 |
| 6            | 6.647                                       | 6.614    | ±0.011    | 3.000                                 | 3.000                                 |
| 8            | 8.655                                       | 8.610    | ±0.015    | 4.000                                 | 4.000                                 |
| 10           | 10.780                                      | 10.735   | ±0.015    | 5.000                                 | 5.000                                 |
| 12           | 12.780                                      | 12.735   | ±0.015    | 6.000                                 | 6.000                                 |

**PIPE REFERENCE GUIDE**

| Product         | Sizes Available |     |   |       |       |   |       |   |   |   |   |   |    |    |    |    |
|-----------------|-----------------|-----|---|-------|-------|---|-------|---|---|---|---|---|----|----|----|----|
|                 | 1/2             | 3/4 | 1 | 1 1/4 | 1 1/2 | 2 | 2 1/2 | 3 | 4 | 5 | 6 | 8 | 10 | 12 | 14 | 16 |
| PVC Schedule 40 | •               | •   | • | •     | •     | • | •     | • | • | • | • | • | •  | •  | •  | •  |

*Not all fitting patterns shown*

## SUBMITTAL FOR CHARLOTTE PIPE® PVC SDR PIPE AND FITTING SYSTEM

Date: \_\_\_\_\_

Job Name: \_\_\_\_\_ Location: \_\_\_\_\_

Engineer: \_\_\_\_\_ Contractor: \_\_\_\_\_

**► Scope:**

This specification covers PVC Standard Dimensional Ratio (SDR) pipe and fittings for pressure applications. This systems is intended for pressure applications where the operating temperature will not exceed 140°F.

**► Specification:**

Pipe and fittings shall be manufactured from virgin rigid PVC (polyvinyl chloride) vinyl compounds with a Cell Class of 12454 as identified in ASTM D 1784.

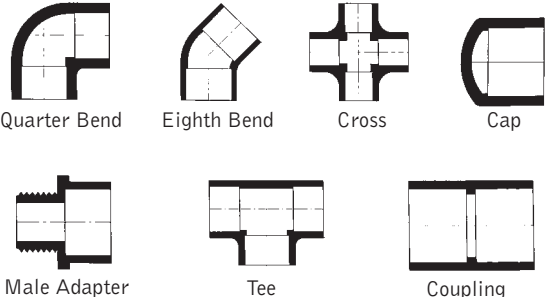
PVC SDR pipe shall be Iron Pipe Size (IPS) conforming to ASTM D 2241 for plain-end pipe and ASTM D 2672 for belled-end pipe. PVC Schedule 40 (IPS) fittings shall conform to ASTM D 2466. Pipe and fittings shall be manufactured as a system and be the product of one manufacturer. All pipe and fittings shall be manufactured in the United States. Pipe and fittings shall conform to NSF International Standard 61 or the health effects portion of NSF Standard 14.

**► Installation:**

Installation shall comply with the latest installation instructions published by Charlotte Pipe and Foundry and shall conform to all applicable plumbing, fire, and building code requirements. Buried pipe shall be installed in accordance with ASTM F 1668 and ASTM D 2774. Solvent cement joints shall be made in a two-step process with primer conforming to ASTM F 656 and solvent cement conforming to ASTM D 2564. The system shall be protected from chemical agents, fire-stopping materials, thread sealant, plasticized-vinyl products or other aggressive chemical agents not compatible with PVC compounds. The system shall be hydrostatically tested after installation **WARNING!** Never test with or transport/store compressed air or gas in PVC pipe or fittings. Doing so can result in explosive failures and cause severe injury or death.

**► Referenced Standards:**

- ASTM D 1784: Rigid Vinyl Compounds
- ASTM D 2241 PVC Pressure Rated Pipe (SDR Series)
- ASTM D 2672 Joints for IPS PVC Pipe Using Solvent Cement
- ASTM D 2466 PVC Plastic Fittings, Schedule 40
- ASTM D 2564 Solvent Cements for PVC Pipe and Fittings
- ASTM D 2774 Underground Installation of Thermoplastic Pressure Piping
- ASTM F 656 Primers for PVC Pipe and Fittings
- ASTM F 1668 Procedures for Buried Plastic Pipe
- NSF Standard 14 Plastic Piping Components & Related Materials
- NSF Standard 61 Drinking Water System Components–Health Effects




Quarter Bend    Eighth Bend    Cross    Cap

Male Adapter    Tee    Coupling

*Not all fitting patterns shown*

### PIPE REFERENCE GUIDE

| Product              | Sizes Available |     |     |     |   |       |       |   |       |   |
|----------------------|-----------------|-----|-----|-----|---|-------|-------|---|-------|---|
|                      | 1/4             | 3/8 | 1/2 | 3/4 | 1 | 1 1/4 | 1 1/2 | 2 | 2 1/2 | 3 |
| PVC SDR 13.5 (PR315) |                 |     | •   |     |   |       |       |   |       |   |
| PVC SDR 21 (PR200)   |                 |     |     | •   | • | •     | •     | • |       |   |
| PVC SDR 26 (PR160)   |                 |     |     |     |   | •     | •     | • |       | • |



Charlotte Pipe and Foundry Company • P.O. Box 35430 Charlotte, NC 28235 • (800) 438-6091 • www.charlottepipe.com

Charlotte Pipe and Charlotte Pipe and Foundry Company are registered trademarks of Charlotte Pipe and Foundry Company.



## SUBMITTAL FOR CHARLOTTE PIPE® PVC SCHEDULE 80 PRESSURE PIPE AND FITTING SYSTEM

Date: \_\_\_\_\_

Job Name: \_\_\_\_\_ Location: \_\_\_\_\_

Engineer: \_\_\_\_\_ Contractor: \_\_\_\_\_

► **Scope:**

This specification covers PVC Schedule 80 pipe and fittings for pressure applications. This system is intended for pressure applications where the operating temperature will not exceed 140° F.

► **Specification:**

Pipe and fittings shall be manufactured from virgin rigid PVC (polyvinyl chloride) vinyl compounds with a cell class of 12454 as identified in ASTM D 1784.

PVC Schedule 80 pipe shall be Iron Pipe Size (IPS) conforming to ASTM D 1785. Injection molded PVC Schedule 80 fittings shall conform to ASTM D 2467. PVC Schedule 80 threaded fittings shall conform to ASTM D 2464. Pipe and fittings shall be manufactured as a system and be the product of one manufacturer. All pipe and fittings shall be manufactured in the United States. Pipe and fittings shall conform to NSF International Standard 61 or the health effects portion of NSF Standard 14.

► **Installation:**

Installation shall comply with the latest installation instructions published by Charlotte Pipe and Foundry and shall conform to all applicable plumbing, fire, and building code requirements. Buried pipe shall be installed in accordance with ASTM F 1668 and ASTM D 2774. Solvent cement joints shall be made in a two-step process with a primer meeting ASTM F 656 and a medium- or heavy-bodied solvent cement conforming to ASTM D 2564. The system shall be protected from chemical agents, fire-stopping materials, thread sealant, plasticized-vinyl products or other aggressive chemical agents not compatible with PVC compounds. The system shall be hydrostatically tested after installation. **WARNING!** Never test with or transport/store compressed air or gas in PVC pipe or fittings. Doing so can result in explosive failures and cause severe injury or death.

► **Referenced Standards:**

- |   |  |
|---|--|
| ASTM D 1784: Rigid Vinyl Compounds                        | ASTM D 2774: Underground Installation of Thermoplastic Pressure Piping |
| ASTM D 1785: PVC Plastic Pipe, Schedule 80                | ASTM F 1668: Procedures for Buried Plastic Pipe                        |
| ASTM D 2464 or D 2467: PVC Threaded Fittings, Schedule 80 | NSF Standard 14: Plastic Piping Components & Related Materials         |
| ASTM D 2467: PVC Socket Fittings, Schedule 80             | NSF Standard 61: Drinking Water System Components—Health Effects       |
| ASTM D 2564: Solvent Cements for PVC Pipe and Fittings    |  |



| <p>Quarter Bend    Eighth Bend    Cross    Street Quarter Bend</p>          |   |                        |        | <p><b>Schedule 80 Tapered Socket Dimensions</b></p>   |                                       |              |   |   |       |                                       |                                       |            |          |   |     |       |       |        |       |       |     |       |       |        |       |       |   |       |       |        |       |       |       |       |       |        |       |       |       |       |       |        |       |       |   |       |       |        |       |       |       |       |       |        |       |       |   |       |       |        |       |       |   |       |       |        |       |       |   |       |       |        |       |       |   |       |       |        |       |       |    |        |        |        |       |       |    |        |        |        |       |       |
|---|---|------------------------|--------|---|---------------------------------------|--------------|---|---|-------|---------------------------------------|---------------------------------------|------------|----------|---|-----|-------|-------|--------|-------|-------|-----|-------|-------|--------|-------|-------|---|-------|-------|--------|-------|-------|-------|-------|-------|--------|-------|-------|-------|-------|-------|--------|-------|-------|---|-------|-------|--------|-------|-------|-------|-------|-------|--------|-------|-------|---|-------|-------|--------|-------|-------|---|-------|-------|--------|-------|-------|---|-------|-------|--------|-------|-------|---|-------|-------|--------|-------|-------|----|--------|--------|--------|-------|-------|----|--------|--------|--------|-------|-------|
| <p>Male Adapter    Bushing    Female Adapter    Cap</p>                     |   |                        |        | <p><b>PVC SCHEDULE 80 - ASTM D 2467</b></p> <table border="1"> <thead> <tr> <th rowspan="2">Nominal Size</th> <th colspan="3">Schedule 80 and Schedule 40 Socket Diameter Tolerance</th> <th rowspan="2">Schedule 80 Socket Length C (Minimum)</th> <th rowspan="2">Schedule 40 Socket Length C (Minimum)</th> </tr> <tr> <th>Entrance A</th> <th>Bottom B</th> <th></th> </tr> </thead> <tbody> <tr><td>1/2</td><td>0.848</td><td>0.836</td><td>±0.004</td><td>0.875</td><td>0.688</td></tr> <tr><td>3/4</td><td>1.058</td><td>1.046</td><td>±0.004</td><td>1.000</td><td>0.719</td></tr> <tr><td>1</td><td>1.325</td><td>1.310</td><td>±0.005</td><td>1.125</td><td>0.875</td></tr> <tr><td>1 1/4</td><td>1.670</td><td>1.655</td><td>±0.005</td><td>1.250</td><td>0.938</td></tr> <tr><td>1 1/2</td><td>1.912</td><td>1.894</td><td>±0.006</td><td>1.375</td><td>1.094</td></tr> <tr><td>2</td><td>2.387</td><td>2.369</td><td>±0.006</td><td>1.500</td><td>1.156</td></tr> <tr><td>2 1/2</td><td>2.889</td><td>2.868</td><td>±0.007</td><td>1.750</td><td>1.750</td></tr> <tr><td>3</td><td>3.516</td><td>3.492</td><td>±0.008</td><td>1.875</td><td>1.875</td></tr> <tr><td>4</td><td>4.518</td><td>4.491</td><td>±0.009</td><td>2.250</td><td>2.000</td></tr> <tr><td>6</td><td>6.647</td><td>6.614</td><td>±0.011</td><td>3.000</td><td>3.000</td></tr> <tr><td>8</td><td>8.655</td><td>8.610</td><td>±0.015</td><td>4.000</td><td>4.000</td></tr> <tr><td>10</td><td>10.780</td><td>10.735</td><td>±0.015</td><td>5.000</td><td>5.000</td></tr> <tr><td>12</td><td>12.780</td><td>12.735</td><td>±0.015</td><td>6.000</td><td>6.000</td></tr> </tbody> </table> |                                       | Nominal Size | Schedule 80 and Schedule 40 Socket Diameter Tolerance |   |       | Schedule 80 Socket Length C (Minimum) | Schedule 40 Socket Length C (Minimum) | Entrance A | Bottom B |   | 1/2 | 0.848 | 0.836 | ±0.004 | 0.875 | 0.688 | 3/4 | 1.058 | 1.046 | ±0.004 | 1.000 | 0.719 | 1 | 1.325 | 1.310 | ±0.005 | 1.125 | 0.875 | 1 1/4 | 1.670 | 1.655 | ±0.005 | 1.250 | 0.938 | 1 1/2 | 1.912 | 1.894 | ±0.006 | 1.375 | 1.094 | 2 | 2.387 | 2.369 | ±0.006 | 1.500 | 1.156 | 2 1/2 | 2.889 | 2.868 | ±0.007 | 1.750 | 1.750 | 3 | 3.516 | 3.492 | ±0.008 | 1.875 | 1.875 | 4 | 4.518 | 4.491 | ±0.009 | 2.250 | 2.000 | 6 | 6.647 | 6.614 | ±0.011 | 3.000 | 3.000 | 8 | 8.655 | 8.610 | ±0.015 | 4.000 | 4.000 | 10 | 10.780 | 10.735 | ±0.015 | 5.000 | 5.000 | 12 | 12.780 | 12.735 | ±0.015 | 6.000 | 6.000 |
| Nominal Size  | Schedule 80 and Schedule 40 Socket Diameter Tolerance |                        |        | Schedule 80 Socket Length C (Minimum)   | Schedule 40 Socket Length C (Minimum) |              |   |   |       |                                       |                                       |            |          |   |     |       |       |        |       |       |     |       |       |        |       |       |   |       |       |        |       |       |       |       |       |        |       |       |       |       |       |        |       |       |   |       |       |        |       |       |       |       |       |        |       |       |   |       |       |        |       |       |   |       |       |        |       |       |   |       |       |        |       |       |   |       |       |        |       |       |    |        |        |        |       |       |    |        |        |        |       |       |
|   | Entrance A  | Bottom B               |        |   |                                       |              |   |   |       |                                       |                                       |            |          |   |     |       |       |        |       |       |     |       |       |        |       |       |   |       |       |        |       |       |       |       |       |        |       |       |       |       |       |        |       |       |   |       |       |        |       |       |       |       |       |        |       |       |   |       |       |        |       |       |   |       |       |        |       |       |   |       |       |        |       |       |   |       |       |        |       |       |    |        |        |        |       |       |    |        |        |        |       |       |
| 1/2   | 0.848   | 0.836                  | ±0.004 | 0.875   | 0.688                                 |              |   |   |       |                                       |                                       |            |          |   |     |       |       |        |       |       |     |       |       |        |       |       |   |       |       |        |       |       |       |       |       |        |       |       |       |       |       |        |       |       |   |       |       |        |       |       |       |       |       |        |       |       |   |       |       |        |       |       |   |       |       |        |       |       |   |       |       |        |       |       |   |       |       |        |       |       |    |        |        |        |       |       |    |        |        |        |       |       |
| 3/4   | 1.058   | 1.046                  | ±0.004 | 1.000   | 0.719                                 |              |   |   |       |                                       |                                       |            |          |   |     |       |       |        |       |       |     |       |       |        |       |       |   |       |       |        |       |       |       |       |       |        |       |       |       |       |       |        |       |       |   |       |       |        |       |       |       |       |       |        |       |       |   |       |       |        |       |       |   |       |       |        |       |       |   |       |       |        |       |       |   |       |       |        |       |       |    |        |        |        |       |       |    |        |        |        |       |       |
| 1   | 1.325   | 1.310                  | ±0.005 | 1.125   | 0.875                                 |              |   |   |       |                                       |                                       |            |          |   |     |       |       |        |       |       |     |       |       |        |       |       |   |       |       |        |       |       |       |       |       |        |       |       |       |       |       |        |       |       |   |       |       |        |       |       |       |       |       |        |       |       |   |       |       |        |       |       |   |       |       |        |       |       |   |       |       |        |       |       |   |       |       |        |       |       |    |        |        |        |       |       |    |        |        |        |       |       |
| 1 1/4   | 1.670   | 1.655                  | ±0.005 | 1.250   | 0.938                                 |              |   |   |       |                                       |                                       |            |          |   |     |       |       |        |       |       |     |       |       |        |       |       |   |       |       |        |       |       |       |       |       |        |       |       |       |       |       |        |       |       |   |       |       |        |       |       |       |       |       |        |       |       |   |       |       |        |       |       |   |       |       |        |       |       |   |       |       |        |       |       |   |       |       |        |       |       |    |        |        |        |       |       |    |        |        |        |       |       |
| 1 1/2   | 1.912   | 1.894                  | ±0.006 | 1.375   | 1.094                                 |              |   |   |       |                                       |                                       |            |          |   |     |       |       |        |       |       |     |       |       |        |       |       |   |       |       |        |       |       |       |       |       |        |       |       |       |       |       |        |       |       |   |       |       |        |       |       |       |       |       |        |       |       |   |       |       |        |       |       |   |       |       |        |       |       |   |       |       |        |       |       |   |       |       |        |       |       |    |        |        |        |       |       |    |        |        |        |       |       |
| 2   | 2.387   | 2.369                  | ±0.006 | 1.500   | 1.156                                 |              |   |   |       |                                       |                                       |            |          |   |     |       |       |        |       |       |     |       |       |        |       |       |   |       |       |        |       |       |       |       |       |        |       |       |       |       |       |        |       |       |   |       |       |        |       |       |       |       |       |        |       |       |   |       |       |        |       |       |   |       |       |        |       |       |   |       |       |        |       |       |   |       |       |        |       |       |    |        |        |        |       |       |    |        |        |        |       |       |
| 2 1/2   | 2.889   | 2.868                  | ±0.007 | 1.750   | 1.750                                 |              |   |   |       |                                       |                                       |            |          |   |     |       |       |        |       |       |     |       |       |        |       |       |   |       |       |        |       |       |       |       |       |        |       |       |       |       |       |        |       |       |   |       |       |        |       |       |       |       |       |        |       |       |   |       |       |        |       |       |   |       |       |        |       |       |   |       |       |        |       |       |   |       |       |        |       |       |    |        |        |        |       |       |    |        |        |        |       |       |
| 3   | 3.516   | 3.492                  | ±0.008 | 1.875   | 1.875                                 |              |   |   |       |                                       |                                       |            |          |   |     |       |       |        |       |       |     |       |       |        |       |       |   |       |       |        |       |       |       |       |       |        |       |       |       |       |       |        |       |       |   |       |       |        |       |       |       |       |       |        |       |       |   |       |       |        |       |       |   |       |       |        |       |       |   |       |       |        |       |       |   |       |       |        |       |       |    |        |        |        |       |       |    |        |        |        |       |       |
| 4   | 4.518   | 4.491                  | ±0.009 | 2.250   | 2.000                                 |              |   |   |       |                                       |                                       |            |          |   |     |       |       |        |       |       |     |       |       |        |       |       |   |       |       |        |       |       |       |       |       |        |       |       |       |       |       |        |       |       |   |       |       |        |       |       |       |       |       |        |       |       |   |       |       |        |       |       |   |       |       |        |       |       |   |       |       |        |       |       |   |       |       |        |       |       |    |        |        |        |       |       |    |        |        |        |       |       |
| 6   | 6.647   | 6.614                  | ±0.011 | 3.000   | 3.000                                 |              |   |   |       |                                       |                                       |            |          |   |     |       |       |        |       |       |     |       |       |        |       |       |   |       |       |        |       |       |       |       |       |        |       |       |       |       |       |        |       |       |   |       |       |        |       |       |       |       |       |        |       |       |   |       |       |        |       |       |   |       |       |        |       |       |   |       |       |        |       |       |   |       |       |        |       |       |    |        |        |        |       |       |    |        |        |        |       |       |
| 8   | 8.655   | 8.610                  | ±0.015 | 4.000   | 4.000                                 |              |   |   |       |                                       |                                       |            |          |   |     |       |       |        |       |       |     |       |       |        |       |       |   |       |       |        |       |       |       |       |       |        |       |       |       |       |       |        |       |       |   |       |       |        |       |       |       |       |       |        |       |       |   |       |       |        |       |       |   |       |       |        |       |       |   |       |       |        |       |       |   |       |       |        |       |       |    |        |        |        |       |       |    |        |        |        |       |       |
| 10  | 10.780  | 10.735                 | ±0.015 | 5.000   | 5.000                                 |              |   |   |       |                                       |                                       |            |          |   |     |       |       |        |       |       |     |       |       |        |       |       |   |       |       |        |       |       |       |       |       |        |       |       |       |       |       |        |       |       |   |       |       |        |       |       |       |       |       |        |       |       |   |       |       |        |       |       |   |       |       |        |       |       |   |       |       |        |       |       |   |       |       |        |       |       |    |        |        |        |       |       |    |        |        |        |       |       |
| 12  | 12.780  | 12.735                 | ±0.015 | 6.000   | 6.000                                 |              |   |   |       |                                       |                                       |            |          |   |     |       |       |        |       |       |     |       |       |        |       |       |   |       |       |        |       |       |       |       |       |        |       |       |       |       |       |        |       |       |   |       |       |        |       |       |       |       |       |        |       |       |   |       |       |        |       |       |   |       |       |        |       |       |   |       |       |        |       |       |   |       |       |        |       |       |    |        |        |        |       |       |    |        |        |        |       |       |
| <p>Plug    Tee    Coupling</p> <p><i>Not all fitting patterns shown</i></p> |   |                        |        |   |                                       |              |   |   |       |                                       |                                       |            |          |   |     |       |       |        |       |       |     |       |       |        |       |       |   |       |       |        |       |       |       |       |       |        |       |       |       |       |       |        |       |       |   |       |       |        |       |       |       |       |       |        |       |       |   |       |       |        |       |       |   |       |       |        |       |       |   |       |       |        |       |       |   |       |       |        |       |       |    |        |        |        |       |       |    |        |        |        |       |       |
| <p>Van Stone Flange</p>   |   |                        |        |   |                                       |              |   |   |       |                                       |                                       |            |          |   |     |       |       |        |       |       |     |       |       |        |       |       |   |       |       |        |       |       |       |       |       |        |       |       |       |       |       |        |       |       |   |       |       |        |       |       |       |       |       |        |       |       |   |       |       |        |       |       |   |       |       |        |       |       |   |       |       |        |       |       |   |       |       |        |       |       |    |        |        |        |       |       |    |        |        |        |       |       |
| <b>PIPE REFERENCE GUIDE</b>   |   |                        |        |   |                                       |              |   |   |       |                                       |                                       |            |          |   |     |       |       |        |       |       |     |       |       |        |       |       |   |       |       |        |       |       |       |       |       |        |       |       |       |       |       |        |       |       |   |       |       |        |       |       |       |       |       |        |       |       |   |       |       |        |       |       |   |       |       |        |       |       |   |       |       |        |       |       |   |       |       |        |       |       |    |        |        |        |       |       |    |        |        |        |       |       |
|   |   | <b>Sizes Available</b> |        |   |                                       |              |   |   |       |                                       |                                       |            |          |   |     |       |       |        |       |       |     |       |       |        |       |       |   |       |       |        |       |       |       |       |       |        |       |       |       |       |       |        |       |       |   |       |       |        |       |       |       |       |       |        |       |       |   |       |       |        |       |       |   |       |       |        |       |       |   |       |       |        |       |       |   |       |       |        |       |       |    |        |        |        |       |       |    |        |        |        |       |       |
| <b>Product</b>  | 1/4   | 3/8                    | 1/2    | 3/4   | 1                                     | 1 1/4        | 1 1/2   | 2 | 2 1/2 | 3                                     | 4                                     | 5          | 6        | 8 | 10  | 12    | 14    | 16     |       |       |     |       |       |        |       |       |   |       |       |        |       |       |       |       |       |        |       |       |       |       |       |        |       |       |   |       |       |        |       |       |       |       |       |        |       |       |   |       |       |        |       |       |   |       |       |        |       |       |   |       |       |        |       |       |   |       |       |        |       |       |    |        |        |        |       |       |    |        |        |        |       |       |
| PVC Schedule 80   | •   | •                      | •      | •   | •                                     | •            | •   | • | •     | •                                     | •                                     | •          | •        | • | •   | •     | •     | •      |       |       |     |       |       |        |       |       |   |       |       |        |       |       |       |       |       |        |       |       |       |       |       |        |       |       |   |       |       |        |       |       |       |       |       |        |       |       |   |       |       |        |       |       |   |       |       |        |       |       |   |       |       |        |       |       |   |       |       |        |       |       |    |        |        |        |       |       |    |        |        |        |       |       |

# GENERAL INFORMATION

## SUBMITTAL FOR CHARLOTTE PIPE® FLOWGUARD GOLD® CPVC COPPER TUBE SIZE (CTS) HOT AND COLD DOMESTIC WATER DISTRIBUTION SYSTEM

Date: \_\_\_\_\_

Job Name: \_\_\_\_\_

Location: \_\_\_\_\_

Engineer: \_\_\_\_\_

Contractor: \_\_\_\_\_

**► Scope:**

This specification covers Copper Tube Size (CTS) CPVC manufactured to standard dimensional ratio (SDR) 11 for hot and cold domestic water distribution. This system is intended for pressure applications where the operating temperature will not exceed 180° F at 100 psi.

**► Specification:**

Pipe shall be manufactured from virgin rigid CPVC (chlorinated polyvinyl chloride) vinyl compounds with a cell class of 24448 as identified in ASTM D 1784. Fittings shall be manufactured from virgin rigid CPVC (chlorinated polyvinyl chloride) vinyl compounds with a cell class of 23447 as identified in ASTM D 1784.

FlowGuard Gold CTS CPVC pipe and fittings shall conform to ASTM D 2846. Pipe and fittings shall be manufactured as a system and be the product of one manufacturer. All pipe and fittings shall be manufactured in the United States. Pipe and fittings shall conform to National Sanitation Foundation (NSF) Standards 14 and 61.

**► Installation:**

Installation shall comply with the latest installation instructions published by Charlotte Pipe and Foundry and shall conform to all applicable plumbing, fire, and building code requirements. Buried pipe shall be installed in accordance with ASTM F 1668. Solvent cement joints shall be made using CPVC cement conforming to ASTM F 493. If a primer is required by local plumbing or building codes, then a primer conforming to ASTM F 656 should be used. The system shall be protected from chemical agents, fire-stopping materials, thread sealant, plasticized-vinyl products or other aggressive chemical agents not compatible with CPVC compounds. The system shall be hydrostatically tested after installation. **WARNING!** Never test with or transport/store compressed air or gas in CPVC pipe or fittings. Doing so can result in explosive failures and cause severe injury or death.

**► Referenced Standards:**

- ASTM D 1784: Rigid Vinyl Compounds
- ASTM D 2846: CPVC Plastic Hot and Cold Water Distribution System
- ASTM F 493: Solvent Cements for CPVC Pipe and Fittings
- ASTM F 1668: Procedures for Buried Plastic Pipe
- NSF Standard 14: Plastic Piping Components & Related Materials
- NSF Standard 61: Drinking Water System Components–Health Effects



|                     |              |                    |
|---------------------|--------------|--------------------|
|                     |              |                    |
| Quarter Bend        | Eighth Bend  | Brass Male Adapter |
|                     |              |                    |
| Street Quarter Bend | Male Adapter | Bushing            |
|                     |              |                    |
| Cap                 | Tee          | Coupling           |

*Not all fitting patterns shown*

**MINIMUM DIMENSIONS FROM CENTER TO END OF SOCKET (LAYING LENGTH) FOR CPVC 41, SDR 11 FITTINGS**

| NOMINAL SIZE (IN.) | "G" MINIMUM IN. (mm) | "J" MINIMUM IN. (mm) | "N" MINIMUM IN. (mm) |
|--------------------|----------------------|----------------------|----------------------|
| 1/2                | 0.382 (9.70)         | 0.183 (4.65)         | 0.102 (2.59)         |
| 3/4                | 0.507 (12.88)        | 0.235 (5.97)         | 0.102 (2.59)         |
| 1                  | 0.633 (16.08)        | 0.287 (7.29)         | 0.102 (2.59)         |
| 1 1/4              | 0.758 (19.25)        | 0.339 (8.61)         | 0.102 (2.59)         |
| 1 1/2              | 0.884 (22.45)        | 0.391 (9.93)         | 0.102 (2.59)         |
| 2                  | 1.134 (28.83)        | 0.495 (12.57)        | 0.102 (2.59)         |

**PIPE REFERENCE GUIDE**

| Product                         | Sizes Available |     |   |       |       |   |
|---------------------------------|-----------------|-----|---|-------|-------|---|
|                                 | 1/2             | 3/4 | 1 | 1 1/4 | 1 1/2 | 2 |
| FlowGuard Gold® CPVC CTS SDR 11 | •               | •   | • | •     | •     | • |

Charlotte Pipe and Foundry Company • P.O. Box 35430 Charlotte, NC 28235 • (800) 438-6091 • www.charlottepipe.com

Charlotte Pipe and Charlotte Pipe and Foundry Company are registered trademarks of Charlotte Pipe and Foundry Company. FlowGuard Gold is a registered trademark of Lubrizol Corp.

## SUBMITTAL FOR CHARLOTTE PIPE® REUZE® CPVC COPPER TUBE SIZE (CTS) NON-POTABLE WATER DISTRIBUTION SYSTEM

Date: \_\_\_\_\_

Job Name: \_\_\_\_\_

Location: \_\_\_\_\_

Engineer: \_\_\_\_\_

Contractor: \_\_\_\_\_

► **Scope:**

This specification covers Copper Tube Size (CTS) CPVC manufactured to standard dimensional ratio (SDR) 11 for non-potable water distribution. This system is intended for pressure applications where the operating temperature will not exceed 180° F at 100 psi.

► **Specification:**

Pipe shall be manufactured from virgin rigid CPVC (chlorinated polyvinyl chloride) vinyl compounds with a cell class of 24448 as identified in ASTM D 1784. Fittings shall be manufactured from virgin rigid CPVC (chlorinated polyvinyl chloride) vinyl compounds with a cell class of 23447 as identified in ASTM D 1784.

ReUze CTS CPVC pipe and fittings shall conform to ASTM D 2846. Pipe and fittings shall be manufactured as a system and be the product of one manufacturer. All pipe and fittings shall be manufactured in the United States. Pipe and fittings shall conform to NSF International Standard 14. The pipe shall be listed by NSF International for reclaimed water and bear the mark "NSF-rw."

► **Installation:**

Installation shall comply with the latest installation instructions published by Charlotte Pipe and Foundry and shall conform to all applicable plumbing, fire, and building code requirements. Buried pipe shall be installed in accordance with ASTM F 1668 and ASTM D 2774. Solvent cement joints shall be made using CPVC cement conforming to ASTM F 493. If a primer is required by local plumbing or building codes, then a primer conforming to ASTM F 656 should be used. The system shall be protected from chemical agents, fire-stopping materials, thread sealant, plasticized-vinyl products or other aggressive chemical agents not compatible with CPVC compounds. The system shall be hydrostatically tested after installation **WARNING!** Never test with or transport/store compressed air or gas in CPVC pipe or fittings. Doing so can result in explosive failures and cause severe injury or death.

► **Referenced Standards:**

- ASTM D 1784: Rigid Vinyl Compounds
- ASTM D 2774: Underground Installation of Thermoplastic Pressure Piping
- ASTM D 2846: CPVC Plastic Hot and Cold Water Distribution System
- ASTM F 493: Solvent Cements for CPVC Pipe and Fittings
- ASTM F 1668: Procedures for Buried Plastic Pipe
- NSF Standard 14: Plastic Piping Components & Related Materials



|                         |                  |                        |
|-------------------------|------------------|------------------------|
| <br>Quarter Bend        | <br>Eighth Bend  | <br>Brass Male Adapter |
| <br>Street Quarter Bend | <br>Male Adapter | <br>Bushing            |
| <br>Cap                 | <br>Tee          | <br>Coupling           |

*Not all fitting patterns shown*

**MINIMUM DIMENSIONS FROM CENTER TO END OF SOCKET  
(LAYING LENGTH) FOR CPVC 41, SDR 11 FITTINGS**

| NOMINAL SIZE (IN.) | "G" MINIMUM IN. (mm) | "J" MINIMUM IN. (mm) | "N" MINIMUM IN. (mm) |
|--------------------|----------------------|----------------------|----------------------|
| 1/2                | 0.382 (9.70)         | 0.183 (4.65)         | 0.102 (2.59)         |
| 3/4                | 0.507 (12.88)        | 0.235 (5.97)         | 0.102 (2.59)         |
| 1                  | 0.633 (16.08)        | 0.287 (7.29)         | 0.102 (2.59)         |
| 1 1/4              | 0.758 (19.25)        | 0.339 (8.61)         | 0.102 (2.59)         |
| 1 1/2              | 0.884 (22.45)        | 0.391 (9.93)         | 0.102 (2.59)         |
| 2                  | 1.134 (28.83)        | 0.495 (12.57)        | 0.102 (2.59)         |

**PIPE REFERENCE GUIDE**

| Product                | Sizes Available |     |   |       |       |   |
|------------------------|-----------------|-----|---|-------|-------|---|
|                        | 1/2             | 3/4 | 1 | 1 1/4 | 1 1/2 | 2 |
| ReUze® CPVC CTS SDR 11 | •               | •   | • | •     | •     | • |

# GENERAL INFORMATION

## SUBMITTAL FOR CHARLOTTE PIPE® PVC SDR 35 GRAVITY SEWER PIPE

Date: \_\_\_\_\_

Job Name: \_\_\_\_\_

Location: \_\_\_\_\_

Engineer: \_\_\_\_\_

Contractor: \_\_\_\_\_

**Scope:**

This specification covers PVC Standard Dimensional Ratio (SDR) 35 PSM pipe for gravity sewer and surface water applications with a pipe stiffness of 46. This systems is intended for gravity applications where the operating temperature will not exceed 140°F.

**Specification:**

Pipe shall be manufactured from virgin rigid PVC (polyvinyl chloride) vinyl compounds with a cell class of 12364 as identified in ASTM D 1784. The requirement of this specification are intended to provide pipe suitable for non-pressure drainage and surface water.

PVC SDR 35 PSM pipe shall conform to ASTM D 3034 for gasket or solvent-weld pipe with a minimum pipe stiffness of 46. Gaskets shall conform to ASTM F 477. The term "PSM" is not an acronym, but rather an arbitrary designation for a product having certain dimensions.

**Installation:**

Installation shall comply with the latest installation instructions published by Charlotte Pipe and Foundry and shall conform to all applicable plumbing, fire, and building code requirements. Buried pipe shall be installed in accordance with ASTM D 2321 and ASTM F 1668. Solvent cement joints shall be made in a two-step process with primer conforming to ASTM F 656 and solvent cement conforming to ASTM D 2564. The system shall be protected from chemical agents, fire-stopping materials, thread sealant, plasticized-vinyl products or other aggressive chemical agents not compatible with PVC compounds. The system shall be hydrostatically tested after installation **WARNING!** Never test with or transport/store compressed air or gas in PVC pipe or fittings. Doing so can result in explosive failures and cause severe injury or death.

**Referenced Standards:**

- ASTM D 1784            Rigid Vinyl Compounds
- ASTM D 3034        PVC Gravity Sewer Pipe (SDR) 35 PS 46
- ASTM D 2564        Solvent Cements for PVC Pipe and Fittings
- ASTM D 2321        Underground Installation of Thermoplastic Pipe (non-pressure applications)
- ASTM F 477          Elastomeric Seals (Gaskets) for Joining Plastic Pipe
- ASTM F 656          Primers for PVC Pipe and Fittings
- ASTM F 1668        Procedures for Buried Plastic Pipe

| <b>PVC Sewer Pipe</b>      |           |                         |                  |                                     |                           |                  |                    |
|----------------------------|-----------|-------------------------|------------------|-------------------------------------|---------------------------|------------------|--------------------|
| <b>PVC SDR 35 PSM Pipe</b> |           |                         |                  | <b>ASTM D 3034 &amp; ASTM F 477</b> |                           |                  |                    |
| <b>SDR-35</b>              |           | <b>GASKETED - PS 46</b> |                  |                                     |                           |                  |                    |
| PART NO.                   | NOM. SIZE | UPC #<br>611942-        | QTY. PER<br>SKID | LAYING<br>LENGTH                    | WT. PER<br>100 FT. (LBS.) | AVG. OD<br>(IN.) | MIN. WALL<br>(IN.) |
| S/M 6004G                  | 4"x14'    | 11920                   | 840'             | 14'-0"                              | 110.4                     | 4.215            | .120               |
| S/M 6004G                  | 4"x20'    | 04012                   | 1200'            | 20'-0"                              | 109.7                     | 4.215            | .120               |
| S/M 6006G                  | 6"x14'    | 11921                   | 462'             | 14'-0"                              | 249.6                     | 6.275            | .180               |
| S/M 6006G                  | 6"x20'    | 04016                   | 660'             | 20'-0"                              | 247.0                     | 6.275            | .180               |
| S/M 6008G                  | 8"x14'    | 11922                   | 140'             | 14'-0"                              | 451.0                     | 8.400            | .240               |

Weight is approximate and is for shipping purposes only.

Meets All Requirements of ASTM D 3034.  
SDR 35 Gaskets meet or exceed ASTM F 477. Gasketed joints meet ASTM D 3212.

| <b>PVC SDR 35 PSM Pipe</b> |           |                  |                  |                             |                           |                  |                    | <b>ASTM D 3034 &amp; ASTM F 477</b> |  |  |  |  |  |  |  |
|----------------------------|-----------|------------------|------------------|-----------------------------|---------------------------|------------------|--------------------|-------------------------------------|--|--|--|--|--|--|--|
| <b>SDR-35</b>              |           |                  |                  | <b>SOLVENT WELD - PS 46</b> |                           |                  |                    |                                     |  |  |  |  |  |  |  |
| PART NO.                   | NOM. SIZE | UPC #<br>611942- | QTY. PER<br>SKID | LAYING<br>LENGTH            | WT. PER<br>100 FT. (LBS.) | AVG. OD<br>(IN.) | MIN. WALL<br>(IN.) |                                     |  |  |  |  |  |  |  |
| S/M 6004                   | 4"x10'    | 04008            | 600'             | 10'-0"                      | 108.3                     | 4.215            | .120               |                                     |  |  |  |  |  |  |  |
| S/M 6004                   | 4"x20'    | 04009            | 1200'            | 20'-0"                      | 108.3                     | 4.215            | .120               |                                     |  |  |  |  |  |  |  |
| S/M 6006                   | 6"x10'    | 04013            | 330'             | 10'-0"                      | 241.7                     | 6.275            | .180               |                                     |  |  |  |  |  |  |  |
| S/M 6006                   | 6"x20'    | 04014            | 660'             | 20'-0"                      | 241.7                     | 6.275            | .180               |                                     |  |  |  |  |  |  |  |



Charlotte Pipe and Foundry Company • P.O. Box 35430 Charlotte, NC 28235 • (800) 438-6091 • www.charlottepipe.com

Charlotte Pipe and Charlotte Pipe and Foundry Company are registered trademarks of Charlotte Pipe and Foundry Company.

## SUBMITTAL FOR CHARLOTTE PIPE® PVC D 2729 SEWER AND DRAIN PIPE

Date: \_\_\_\_\_

Job Name: \_\_\_\_\_

Location: \_\_\_\_\_

Engineer: \_\_\_\_\_

Contractor: \_\_\_\_\_

**► Scope:**

This specification covers PVC D 2729 Sewer pipe for drainage applications. This systems is intended for drainage applications where the operating temperature will not exceed 140°F.

**► Specification:**

Pipe shall be manufactured from virgin rigid PVC (polyvinyl chloride) vinyl compounds with a cell class of 12454 as identified in ASTM D 1784. PVC D 2729 Sewer Pipe dimensions and physical properties shall conform to ASTM D 2729. All pipe shall be manufactured in the United States.

**► Installation:**

Installation shall comply with the latest installation instructions published by Charlotte Pipe and Foundry and shall conform to all applicable plumbing, fire, and building code requirements. Buried pipe shall be installed in accordance with ASTM D 2321 and ASTM F 1668. Solvent cement joints shall be made in a two-step process with primer conforming to ASTM F 656 and solvent cement conforming to ASTM D 2564. The system shall be protected from chemical agents, fire-stopping materials, thread sealant, plasticized-vinyl products or other aggressive chemical agents not compatible with PVC compounds. The system shall be hydrostatically tested after installation **WARNING!** Never test with or transport/store compressed air or gas in PVC pipe or fittings. Doing so can result in explosive failures and cause severe injury or death.

**► Referenced Standards:**

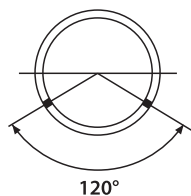
- ASTM D 1784            Rigid Vinyl Compounds
- ASTM D 2729        PVC Sewer Pipe
- ASTM D 2564        Solvent Cements for PVC Pipe and Fittings
- ASTM F 656         Primers for PVC Pipe and Fittings
- ASTM D 2321        Underground Installation of Thermoplastic Pipe (non-pressure applications)
- ASTM F 1668        Procedures for Buried Plastic Pipe

### PVC Sewer and Drain Pipe

**PVC ASTM D 2729 Pipe**

| PART NO.  | NOM. SIZE | SOLVENT WELD BELLED END |               |               |                 | ASTM D 2729      |      | WT. PER 100 FT. (LBS.) |
|-----------|-----------|-------------------------|---------------|---------------|-----------------|------------------|------|------------------------|
|           |           | UPC # 611942-           | QTY. PER SKID | AVG. OD (IN.) | MIN. WALL (IN.) | BELL DEPTH (IN.) |      |                        |
| PVC 30030 | 3" x 10'  | 10903                   | 810'          | 3.250         | 0.070           | 3.00             | 52.8 |                        |
| PVC 30040 | 4" x 10'  | 10905                   | 500'          | 4.215         | 0.075           | 3.50             | 70.4 |                        |

**Perforation Detail  
2-Hole 120 Degree**



**Perforated PVC ASTM D 2729 Pipe**

| PART NO.   | NOM. SIZE | SOLVENT WELD BELLED END |               |               |                 | ASTM D 2729      |      | WT. PER 100 FT. (LBS.) |
|------------|-----------|-------------------------|---------------|---------------|-----------------|------------------|------|------------------------|
|            |           | UPC # 611942-           | QTY. PER SKID | AVG. OD (IN.) | MIN. WALL (IN.) | BELL DEPTH (IN.) |      |                        |
| PVC 30030P | 3" x 10'  | 11814                   | 1040'         | 3.250         | 0.070           | 3.00             | 52.8 |                        |
| PVC 30040P | 4" x 10'  | 11815                   | 500'          | 4.215         | 0.075           | 3.50             | 70.4 |                        |

Perforated pipe is supplied with two rows of 1/2" diameter holes every five inches. Rows are parallel to the pipe axis and are 120° apart.

Weight is approximate and is for shipping purposes only.

Pipe listed meets or exceeds the requirements of ASTM D 2729.



## Product Certification



This is to certify that all Plastic Pipe and Fittings manufactured by Charlotte Pipe and Foundry Company are manufactured in the United States and conform to the following standards:

### **PVC SCH. 40 SOLID WALL PIPE**

ASTM D 1784, ASTM D 1785, ASTM D 2665  
FHA UM 79a  
FEDERAL SPECIFICATION L-P-320a  
NSF STANDARD 14 AND 61

### **PVC SCH. 40 DWV CELLULAR CORE PIPE**

ASTM D 4396, ASTM F 891  
NSF STANDARD NO. 14

### **RePVC® SCH. 40 DWV PIPE WITH RECYCLED CONTENT**

ASTM D 4396, ASTM F 1760  
NSF STANDARD NO. 14

### **PVC SCH. 40 DWV FITTINGS**

ASTM D 1784, ASTM D 2665, ASTM D 3311,  
ASTM F1866  
FHA UM 79a  
FEDERAL SPECIFICATION L-P-320a  
NSF STANDARD NO. 14

### **ConnecTite® PUSH-FIT DWV FITTINGS**

ASME A112.4.4, IAPMO IGC 334  
NSF STANDARD NO. 14

### **PVC SDR-21 AND SDR-26 PRESSURE PIPE**

ASTM D 1784, ASTM D 2241  
NSF STANDARD NO. 14 AND 61

### **PVC SCH. 40 PRESSURE FITTINGS**

ASTM D 1784, ASTM D 2466  
NSF STANDARD 14 AND 61

### **PVC SCH. 40 WELL CASING PIPE**

ASTM D 1784, ASTM F 480  
NSF STANDARD NO. 14 AND 61

### **PVC SCH. 80 PIPE**

ASTM D 1784, ASTM D 1785  
NSF STANDARD NO. 14 AND 61

### **PVC SCH. 80 FITTINGS**

ASTM D 1784, ASTM D 2467  
ASTM D 2464 ASTM F 1970  
NSF STANDARD NO. 14 AND 61

### **PVC SDR 35 SEWER MAIN PIPE**

ASTM D 1784, ASTM D 3034, SDR 35  
ASTM D 3212, ASTM F 477

### **PVC SEWER AND DRAIN PIPE**

ASTM D 1784, ASTM D 2729

### **PVC THIN WALL PIPE & FITTINGS**

ASTM D 1784, ASTM D 2949  
NSF STANDARD NO. 14

### **CPVC FLOWGUARD GOLD® CTS PIPE & FITTINGS**

ASTM D 1784, ASTM D 2846  
FHA UM-61a  
NSF STANDARD NO. 14 AND 61  
CSA LISTED ON SPECIFIED ITEMS

### **CPVC REUZE® CTS PIPE & FITTINGS**

ASTM D 1784, ASTM D 2846  
NSF STANDARD NO. 14

### **CPVC CHEMDRAIN® SCH. 40 PIPE & FITTINGS**

ASTM D 1784, ASTM F 2618  
NSF STANDARD 14

### **ABS SCH. 40 DWV CELLULAR CORE PIPE**

ASTM D 3965, ASTM F 628  
NSF STANDARD NO. 14

### **ABS PLUS® SCH. 40 DWV CELLULAR CORE PIPE**

ASTM D 3965, ASTM D 4396, ASTM F 1488

### **ABS SCH. 40 DWV FITTINGS**

ASTM D 3965, ASTM D 2661, ASTM D 3311  
FHA UM 79a  
FEDERAL SPECIFICATION L-P-322b  
NSF STANDARD NO. 14

CHARLOTTE PIPE AND FOUNDRY COMPANY



## Pipe Reference Guide



| Product   | Sizes Available |     |     |     |   |       |       |   |       |   |   |   |   |   |    |    |    |    |    |   |
|---|-----------------|-----|-----|-----|---|-------|-------|---|-------|---|---|---|---|---|----|----|----|----|----|---|
|   | 1/4             | 3/8 | 1/2 | 3/4 | 1 | 1 1/4 | 1 1/2 | 2 | 2 1/2 | 3 | 4 | 5 | 6 | 8 | 10 | 12 | 14 | 15 | 16 |   |
| ChemDrain® CPVC<br>Schedule 40 ★                  |                 |     |     |     |   |       | ●     | ● |       | ● | ● |   | ● | ● |    |    |    |    |    |   |
| FlowGuard Gold®<br>CPVC CTS SDR 11                |                 |     | ●   | ●   | ● | ●     | ●     | ● |       |   |   |   |   |   |    |    |    |    |    |   |
| ReUze® CPVC CTS SDR 11                            |                 |     | ●   | ●   | ● |       | ●     | ● |       |   |   |   |   |   |    |    |    |    |    |   |
| PVC Schedule 80                                   | ●               | ●   | ●   | ●   | ● | ●     | ●     | ● | ●     | ● | ● | ● | ● | ● | ●  | ●  | ●  | ●  | ●  | ● |
| PVC Schedule 40                                   |                 |     | ●   | ●   | ● | ●     | ●     | ● | ●     | ● | ● | ● | ● | ● | ●  | ●  | ●  | ●  | ●  | ● |
| PVC Schedule 40 DWV ★                             |                 |     |     |     |   | ●     | ●     | ● |       | ● | ● | ● | ● | ● | ●  | ●  | ●  | ●  | ●  | ● |
| RePVC® Schedule 40 DWV<br>with Recycled Content ★ |                 |     |     |     |   |       | ●     | ● |       | ● | ● |   | ● | ● |    |    |    |    |    |   |
| PVC Schedule 30 ★                                 |                 |     |     |     |   |       |       |   |       | ● |   |   |   |   |    |    |    |    |    |   |
| PVC DWV Foam Core ★                               |                 |     |     |     |   |       | ●     | ● |       | ● | ● |   | ● | ● | ●  | ●  |    |    |    |   |
| PVC Well Casing                                   |                 |     |     |     |   |       |       | ● | ●     | ● | ● |   | ● | ● | ●  | ●  | ●  |    |    | ● |
| PVC SDR 13.5 (PR315)                              |                 |     | ●   |     |   |       |       |   |       |   |   |   |   |   |    |    |    |    |    |   |
| PVC SDR 21 (PR200)                                |                 |     |     | ●   | ● | ●     | ●     | ● |       |   |   |   |   |   |    |    |    |    |    |   |
| PVC SDR 26 (PR160)                                |                 |     |     |     |   | ●     | ●     | ● |       | ● |   |   |   |   |    |    |    |    |    |   |
| PVC SDR 35 Sewer Main<br>Belled-End ★†            |                 |     |     |     |   |       |       |   |       |   | ● |   | ● |   |    |    |    |    |    |   |
| PVC SDR 35 Sewer Main<br>Gasketed ★†              |                 |     |     |     |   |       |       |   |       |   | ● |   | ● | ● |    |    |    |    |    |   |
| PVC D 2729 Sewer and Drain ★†                     |                 |     |     |     |   |       |       |   |       |   | ● | ● |   |   |    |    |    |    |    |   |
| ABS DWV Foam Core ★                               |                 |     |     |     |   |       |       | ● | ●     |   | ● | ● |   | ● |    |    |    |    |    |   |
| ABS Plus® Foam Core DWV★                          |                 |     |     |     |   |       |       | ● | ●     |   | ● | ● |   |   |    |    |    |    |    |   |

★ Non-Pressure  
† Not NSF Listed

**You can't beat the system.®**

Notes:

1. End treatments are Plain and Belled. Consult factory for availability.
2. Lengths are 10 and 20 feet (14 and 20 feet for Gasketed Sewer Main). Consult factory for availability and non-standard lengths.
3. PVC Schedule 40 Bell End and PVC Well Casing pipe lengths for sizes 4", 6", and 8" are 20 feet plus the bell (20 foot laying length). The length for all other sizes of Schedule 40 Bell End pipe and PVC Well Casing pipe are 20 feet, including the bell.
4. PVC SDR 35 Sewer Main Pipe in 14 foot lengths are 14 feet plus the bell (14 foot laying length).

ABS Plus, ReUze, RePVC, ChemDrain and "You can't beat the system" are registered trademarks of Charlotte Pipe and Foundry Company. FlowGuard Gold is a registered trademark of Lubrizol Corp.

# ABS Foam Core DWV Pipe



>> ABS Schedule 40 DWV Pipe

| ABS SCHEDULE 40 FOAM CORE (BLACK) PLAIN END FOR NON-PRESSURE APPLICATIONS ASTM F 628 |           |                  |               |                 |                           |
|--|-----------|------------------|---------------|-----------------|---------------------------|
| PART NO.   | NOM. SIZE | UPC #<br>611942- | AVG. OD (IN.) | MIN. WALL (IN.) | WT. PER<br>100 FT. (LBS.) |
| ABS 3112   | 1½" x 10' | 03132            | 1.900         | 0.145           | 27.1                      |
| ABS 3112   | 1½" x 20' | 03133            | 1.900         | 0.145           | 27.1                      |
| ABS 3200   | 2" x 10'  | 03134            | 2.375         | 0.154           | 37.7                      |
| ABS 3200   | 2" x 20'  | 03135            | 2.375         | 0.154           | 37.7                      |
| ABS 3300   | 3" x 10'  | 03136            | 3.500         | 0.216           | 74.5                      |
| ABS 3300   | 3" x 20'  | 03137            | 3.500         | 0.216           | 74.5                      |
| ABS 3400   | 4" x 10'  | 03138            | 4.500         | 0.237           | 107.1                     |
| ABS 3400   | 4" x 20'  | 03139            | 4.500         | 0.237           | 107.1                     |
| ABS 3600   | 6" x 20'  | 03141            | 6.625         | 0.280           | 187.8                     |

NSF Listed. Meets All Requirements of ASTM F 628.

cNSF® us-dwv approved

## NOTICE

### NOT FOR PRESSURE

Do not use PVC / ABS / ABS Plus® cellular core (foam core) pipe for pressure applications. The use of cellular core pipe in pressure applications may result in system failure and property damage.

## ! WARNING

Testing with or use of compressed air or gas in PVC / ABS / CPVC pipe or fittings can result in explosive failures and cause severe injury or death.

AIR/GAS



- NEVER test with or transport/store compressed air or gas in PVC / ABS / CPVC pipe or fittings.
- NEVER test PVC / ABS / CPVC pipe or fittings with compressed air or gas, or air over water boosters.
- ONLY use PVC / ABS / CPVC pipe or fittings for water or approved chemicals.
- Refer to warnings on PPFA's website and ASTM D 1785.



# ABS Plus® Foam Core DWV Pipe

ABS Plus is a registered trademark of Charlotte Pipe and Foundry Company.



## >> ABS Plus® Schedule 40 DWV Pipe (For Non-Pressure Applications)

| ABS PLUS® SCHEDULE 40 DWV PIPE (BLACK) |           |                  |                  | PLAIN END     |                 | ASTM F 1488               |
|--|-----------|------------------|------------------|---------------|-----------------|---------------------------|
| PART NO.                               | NOM. SIZE | UPC #<br>611942- | QTY. PER<br>SKID | AVG. OD (IN.) | MIN. WALL (IN.) | WT. PER<br>100 FT. (LBS.) |
| APA 17112                              | 1½" x 10' | 12495            | 2590'            | 1.900         | 0.145           | 31.4                      |
| APA 17112                              | 1½" x 20' | 12494            | 5180'            | 1.900         | 0.145           | 31.4                      |
| APA 17200                              | 2" x 10'  | 12497            | 1670'            | 2.375         | 0.154           | 41.9                      |
| APA 17200                              | 2" x 20'  | 12496            | 3340'            | 2.375         | 0.154           | 41.9                      |
| APA 17300                              | 3" x 10'  | 12499            | 750'             | 3.500         | 0.216           | 84.0                      |
| APA 17300                              | 3" x 20'  | 12498            | 1500'            | 3.500         | 0.216           | 84.0                      |
| APA 17400                              | 4" x 10'  | 12501            | 480'             | 4.500         | 0.237           | 118.8                     |
| APA 17400                              | 4" x 20'  | 12500            | 960'             | 4.500         | 0.237           | 118.8                     |

NSF Listed. Meets All Requirements of ASTM F 1488.

All products manufactured by Charlotte Pipe and Foundry Company are proudly made in the U.S.A.

## NOTICE

NOT FOR PRESSURE

Do not use PVC / ABS / ABS Plus® cellular core (foam core) pipe for pressure applications. The use of cellular core pipe in pressure applications may result in system failure and property damage.

**WARNING**

Testing with or use of compressed air or gas in PVC / ABS / CPVC pipe or fittings can result in explosive failures and cause severe injury or death.

AIR/GAS

- NEVER test with or transport/store compressed air or gas in PVC / ABS / CPVC pipe or fittings.
- NEVER test PVC / ABS / CPVC pipe or fittings with compressed air or gas, or air over water boosters.
- ONLY use PVC / ABS / CPVC pipe or fittings for water or approved chemicals.
- Refer to warnings on PPA's website and ASTM D 1785.

# RePVC<sup>®</sup> DWV Pipe

RePVC is a registered trademark of Charlotte Pipe and Foundry Company.



## >> PVC Schedule 40 DWV Pipe with Recycled Content

| PVC SCHEDULE 40 (WHITE) |           | PLAIN END FOR NON-PRESSURE APPLICATIONS |                  |               |                 | ASTM F 1760               |
|-------------------------|-----------|---|------------------|---------------|-----------------|---------------------------|
| PART NO.                | NOM. SIZE | UPC #<br>611942-                        | QTY. PER<br>SKID | AVG. OD (IN.) | MIN. WALL (IN.) | WT. PER<br>100 FT. (LBS.) |
| PVC 15112               | 1½" x 20' | 11744                                   | 3300'            | 1.900         | 0.145           | 50.7                      |
| PVC 15200               | 2" x 20'  | 11745                                   | 2220'            | 2.375         | 0.154           | 68.1                      |
| PVC 15300               | 3" x 20'  | 11746                                   | 920'             | 3.500         | 0.216           | 141.2                     |
| PVC 15400               | 4" x 20'  | 11748                                   | 1200'            | 4.500         | 0.237           | 201.2                     |
| PVC 15600               | 6" x 20'  | 11749                                   | 560'             | 6.625         | 0.280           | 353.7                     |
| PVC 15800               | 8" x 20'  | 11984                                   | 360'             | 8.625         | 0.322           | 544.6                     |

NSF Listed. Meets All Requirements of ASTM D 4396 and ASTM F 1760.

All products manufactured by Charlotte Pipe and Foundry Company are proudly made in the U.S.A.

## NOTICE

### NOT FOR PRESSURE

Do not use RePVC DWV pipe for pressure applications. The use of co-extruded DWV pipe in pressure applications may result in system failure and property damage.

## WARNING

Testing with or use of compressed air or gas in PVC / ABS / CPVC pipe or fittings can result in explosive failures and cause severe injury or death.

AIR/GAS



- NEVER test with or transport/store compressed air or gas in PVC / ABS / CPVC pipe or fittings.
- NEVER test PVC / ABS / CPVC pipe or fittings with compressed air or gas, or air over water boosters.
- ONLY use PVC / ABS / CPVC pipe or fittings for water or approved chemicals.
- Refer to warnings on PFA's website and ASTM D 1785.

# PVC Foam Core DWV Pipe



>> PVC Schedule 40 DWV Pipe

| PVC SCHEDULE 40 FOAM CORE (WHITE) |           | PLAIN END        | FOR NON-PRESSURE APPLICATIONS |                 | ASTM F 891                |
|-----------------------------------|-----------|------------------|-------------------------------|-----------------|---------------------------|
| PART NO.                          | NOM. SIZE | UPC #<br>611942- | AVG. OD (IN.)                 | MIN. WALL (IN.) | WT. PER<br>100 FT. (LBS.) |
| PVC 4112                          | 1½" x 10' | 04178            | 1.900                         | 0.145           | 32.3                      |
| PVC 4112                          | 1½" x 20' | 04177            | 1.900                         | 0.145           | 32.3                      |
| PVC 4200                          | 2" x 10'  | 04174            | 2.375                         | 0.154           | 43.9                      |
| PVC 4200                          | 2" x 20'  | 04173            | 2.375                         | 0.154           | 43.9                      |
| PVC 4300                          | 3" x 10'  | 03934            | 3.500                         | 0.216           | 89.7                      |
| PVC 4300                          | 3" x 20'  | 03935            | 3.500                         | 0.216           | 89.7                      |
| PVC 4400                          | 4" x 10'  | 03936            | 4.500                         | 0.237           | 123.8                     |
| PVC 4400                          | 4" x 20'  | 03937            | 4.500                         | 0.237           | 123.8                     |
| PVC 4600                          | 6" x 10'  | 03938            | 6.625                         | 0.280           | 235.0                     |
| PVC 4600                          | 6" x 20'  | 03939            | 6.625                         | 0.280           | 235.0                     |
| PVC 4800                          | 8" x 20'  | 03941            | 8.625                         | 0.322           | 371.0                     |
| PVC 4910                          | 10" x 20' | 03942            | 10.750                        | 0.365           | 566.3                     |
| PVC 4912                          | 12" x 20' | 03943            | 12.750                        | 0.406           | 700.0                     |

| PVC SCHEDULE 40 FOAM CORE (WHITE) |           | BELL-END         | FOR NON-PRESSURE APPLICATIONS |                 |                           |
|-----------------------------------|-----------|------------------|-------------------------------|-----------------|---------------------------|
| PART NO.                          | NOM. SIZE | UPC #<br>611942- | AVG. OD (IN.)                 | MIN. WALL (IN.) | WT. PER<br>100 FT. (LBS.) |
| PVC 4300B                         | 3" x 20'  | 04782            | 3.500                         | 0.216           | 89.7                      |
| PVC 4400B                         | 4" x 10'  | 04783            | 4.500                         | 0.237           | 123.8                     |
| PVC 4400B                         | 4" x 20'  | 04784            | 4.500                         | 0.237           | 123.8                     |
| PVC 4600B                         | 6" x 10'  | 09904            | 6.625                         | 0.280           | 235.0                     |
| PVC 4600B                         | 6" x 20'  | 04786            | 6.625                         | 0.280           | 235.0                     |

**NOTE:** When ordering, please specify plain end or bell-end.

NSF Listed. Meets All Requirements of ASTM F 891.

## NOTICE

NOT FOR PRESSURE

Do not use PVC / ABS / ABS Plus® cellular core (foam core) pipe for pressure applications. The use of cellular core pipe in pressure applications may result in system failure and property damage.

## ⚠ WARNING

Testing with or use of compressed air or gas in PVC / ABS / CPVC pipe or fittings can result in explosive failures and cause severe injury or death.

AIR/GAS

- NEVER test with or transport/store compressed air or gas in PVC / ABS / CPVC pipe or fittings.
- NEVER test PVC / ABS / CPVC pipe or fittings with compressed air or gas, or air over water boosters.
- ONLY use PVC / ABS / CPVC pipe or fittings for water or approved chemicals.
- Refer to warnings on PFFA's website and ASTM D 1785.

# PVC Schedule 40 DWV Pipe



## >> PVC Schedule 40 DWV Pipe, Type 1, Grade 1

| PVC SCHEDULE 40 (WHITE) |           | PLAIN END        | PVC 1120      | ASTM D 2665     |                           |
|-------------------------|-----------|------------------|---------------|-----------------|---------------------------|
| PART NO.                | NOM. SIZE | UPC #<br>611942- | AVG. OD (IN.) | MIN. WALL (IN.) | WT. PER<br>100 FT. (LBS.) |
| PVC 7100*               | 1¼" x 10' | 03945            | 1.660         | .140            | 42.4                      |
| PVC 7100*               | 1¼" x 20' | 03946            | 1.660         | .140            | 42.4                      |
| PVC 7112*               | 1½" x 10' | 03947            | 1.900         | .145            | 51.8                      |
| PVC 7112*               | 1½" x 20' | 03948            | 1.900         | .145            | 51.8                      |
| PVC 7200*               | 2" x 10'  | 03949            | 2.375         | .154            | 69.5                      |
| PVC 7200*               | 2" x 20'  | 03950            | 2.375         | .154            | 69.5                      |
| PVC 7300*               | 3" x 10'  | 03951            | 3.500         | .216            | 144.2                     |
| PVC 7300*               | 3" x 20'  | 03952            | 3.500         | .216            | 144.2                     |
| PVC 7400†               | 4" x 10'  | 03953            | 4.500         | .237            | 205.5                     |
| PVC 7400†               | 4" x 20'  | 03954            | 4.500         | .237            | 205.5                     |
| PVC 7500†               | 5" x 20'  | 04837            | 5.563         | .258            | 272.5                     |
| PVC 7600†               | 6" x 10'  | 03955            | 6.625         | .280            | 361.2                     |
| PVC 7600†               | 6" x 20'  | 03956            | 6.625         | .280            | 361.2                     |
| PVC 7800†               | 8" x 10'  | 13087            | 8.625         | .322            | 543.6                     |
| PVC 7800†               | 8" x 20'  | 03958            | 8.625         | .322            | 543.6                     |
| PVC 7910†               | 10" x 20' | 03959            | 10.750        | .365            | 770.7                     |
| PVC 7912†               | 12" x 20' | 03961            | 12.750        | .406            | 1019.0                    |
| PVC 7914†               | 14" x 20' | 04862            | 14.000        | .437            | 1205.0                    |
| PVC 7916†               | 16" x 20' | 04918            | 16.000        | .500            | 1575.7                    |

\* Dual Marked ASTM D 1785 & ASTM D 2665.

† Triple Marked ASTM D 1785 & ASTM D 2665 & ASTM F 480

NSF Listed. Meets All Requirements of ASTM D 1784, ASTM D 1785, and ASTM D 2665.

WARNING

Testing with or use of compressed air or gas in PVC / ABS / CPVC pipe or fittings can result in explosive failures and cause severe injury or death.

AIR/GAS

- NEVER test with or transport/store compressed air or gas in PVC / ABS / CPVC pipe or fittings.
- NEVER test PVC / ABS / CPVC pipe or fittings with compressed air or gas, or air over water boosters.
- ONLY use PVC / ABS / CPVC pipe or fittings for water or approved chemicals.
- Refer to warnings on PPFA's website and ASTM D 1785.

# PVC Pipe: Schedule 40



>> PVC Schedule 40 Pipe, Type 1, Grade 1 - Plain End

| PVC SCHEDULE 40 (WHITE) |              | PLAIN END        |               | PVC 1120        | ASTM D 1785                               |                           |
|-------------------------|--------------|------------------|---------------|-----------------|---|---------------------------|
| PART NO.                | NOM. SIZE    | UPC #<br>611942- | AVG. OD (IN.) | MIN. WALL (IN.) | MAX WORK<br>PRESSURE<br>AT 23° C OR 73° F | WT. PER<br>100 FT. (LBS.) |
| PVC 4005                | 1/2" x 10'   | 06658            | .840          | .109            | 600 PSI                                   | 15.9                      |
| PVC 4005                | 1/2" x 20'   | 03922            | .840          | .109            | 600 PSI                                   | 15.9                      |
| PVC 4007                | 3/4" x 10'   | 06661            | 1.050         | .113            | 480 PSI                                   | 21.1                      |
| PVC 4007                | 3/4" x 20'   | 03925            | 1.050         | .113            | 480 PSI                                   | 21.1                      |
| PVC 4010                | 1" x 10'     | 06664            | 1.315         | .133            | 450 PSI                                   | 31.3                      |
| PVC 4010                | 1" x 20'     | 03928            | 1.315         | .133            | 450 PSI                                   | 31.3                      |
| PVC 7100*               | 1 1/4" x 10' | 03945            | 1.660         | .140            | 370 PSI                                   | 42.4                      |
| PVC 7100*               | 1 1/4" x 20' | 03946            | 1.660         | .140            | 370 PSI                                   | 42.4                      |
| PVC 7112*               | 1 1/2" x 10' | 03947            | 1.900         | .145            | 330 PSI                                   | 51.8                      |
| PVC 7112*               | 1 1/2" x 20' | 03948            | 1.900         | .145            | 330 PSI                                   | 51.8                      |
| PVC 7200*               | 2" x 10'     | 03949            | 2.375         | .154            | 280 PSI                                   | 69.5                      |
| PVC 7200*               | 2" x 20'     | 03950            | 2.375         | .154            | 280 PSI                                   | 69.5                      |
| PVC 4025‡               | 2 1/2" x 20' | 04205            | 2.875         | .203            | 300 PSI                                   | 110.0                     |
| PVC 7300*               | 3" x 10'     | 03951            | 3.500         | .216            | 260 PSI                                   | 144.2                     |
| PVC 7300*               | 3" x 20'     | 03952            | 3.500         | .216            | 260 PSI                                   | 144.2                     |
| PVC 7400†               | 4" x 10'     | 03953            | 4.500         | .237            | 220 PSI                                   | 205.5                     |
| PVC 7400†               | 4" x 20'     | 03954            | 4.500         | .237            | 220 PSI                                   | 205.5                     |
| PVC 7500†               | 5" x 20'     | 04837            | 5.563         | .258            | 190 PSI                                   | 272.5                     |
| PVC 7600†               | 6" x 10'     | 03955            | 6.625         | .280            | 180 PSI                                   | 361.2                     |
| PVC 7600†               | 6" x 20'     | 03956            | 6.625         | .280            | 180 PSI                                   | 361.2                     |
| PVC 7800†               | 8" x 10'     | 13087            | 8.625         | .322            | 160 PSI                                   | 543.6                     |
| PVC 7800†               | 8" x 20'     | 03958            | 8.625         | .322            | 160 PSI                                   | 543.6                     |
| PVC 7910†               | 10" x 20'    | 03959            | 10.750        | .365            | 140 PSI                                   | 770.7                     |
| PVC 7912†               | 12" x 20'    | 03961            | 12.750        | .406            | 130 PSI                                   | 1019.0                    |
| PVC 7914†               | 14" x 20'    | 04862            | 14.000        | .437            | 130 PSI                                   | 1205.0                    |
| PVC 7916†               | 16" x 20'    | 04918            | 16.000        | .500            | 130 PSI                                   | 1575.7                    |

\* Dual Marked ASTM D 1785 and ASTM D 2665.

† Triple Marked ASTM D 1785 & ASTM D 2665 & ASTM F 480.

‡ Dual Marked ASTM D 1785 & ASTM F 480.

NOTE: When ordering, please specify plain end or bell end.

NSF Listed. Meets All Requirements of ASTM D 1784 and ASTM D 1785.

## ⚠ WARNING

Testing with or use of compressed air or gas in PVC / ABS / CPVC pipe or fittings can result in explosive failures and cause severe injury or death.

- NEVER test with or transport/store compressed air or gas in PVC / ABS / CPVC pipe or fittings.
- NEVER test PVC / ABS / CPVC pipe or fittings with compressed air or gas, or air over water boosters.
- ONLY use PVC / ABS / CPVC pipe or fittings for water or approved chemicals.
- Refer to warnings on PPFA's website and ASTM D 1785.

# PRODUCT DATA

## >> PVC Schedule 40 Pipe, Type 1, Grade 1 - Bell End\*

| PVC SCHEDULE 40 (WHITE) |           |                  | BELL END      |                 | PVC 1120                                  | ASTM D 1785         |                           |
|-------------------------|-----------|------------------|---------------|-----------------|---|---------------------|---------------------------|
| PART NO.                | NOM. SIZE | UPC #<br>611942- | AVG. OD (IN.) | MIN. WALL (IN.) | MAX WORK<br>PRESSURE<br>AT 23° C OR 73° F | BELL DEPTH<br>(IN.) | WT. PER<br>100 FT. (LBS.) |
| PVC 4005B**             | ½" x 10'  | 04986            | .840          | .109            | 600 PSI                                   | 2.00                | 15.9                      |
| PVC 4005B**             | ½" x 20'  | 03923            | .840          | .109            | 600 PSI                                   | 2.00                | 15.9                      |
| PVC 4007B**             | ¾" x 10'  | 04987            | 1.050         | .113            | 480 PSI                                   | 2.25                | 21.1                      |
| PVC 4007B**             | ¾" x 20'  | 03926            | 1.050         | .113            | 480 PSI                                   | 2.25                | 21.1                      |
| PVC 4010B**             | 1" x 10'  | 04988            | 1.315         | .133            | 450 PSI                                   | 2.50                | 31.3                      |
| PVC 4010B**             | 1" x 20'  | 03929            | 1.315         | .133            | 450 PSI                                   | 2.50                | 31.3                      |
| PVC 4012B§              | 1¼" x 10' | 04989            | 1.660         | .140            | 370 PSI                                   | 2.75                | 42.4                      |
| PVC 4012B§              | 1¼" x 20' | 03930            | 1.660         | .140            | 370 PSI                                   | 2.75                | 42.4                      |
| PVC 4015B§              | 1½" x 10' | 04990            | 1.900         | .145            | 330 PSI                                   | 3.00                | 51.8                      |
| PVC 4015B§              | 1½" x 20' | 03931            | 1.900         | .145            | 330 PSI                                   | 3.00                | 51.8                      |
| PVC 4020B†              | 2" x 10'  | 04991            | 2.375         | .154            | 280 PSI                                   | 4.00                | 69.5                      |
| PVC 4020B†              | 2" x 20'  | 03932            | 2.375         | .154            | 280 PSI                                   | 4.00                | 69.5                      |
| PVC 4025B‡              | 2½" x 20' | 04206            | 2.875         | .203            | 300 PSI                                   | 4.00                | 110.0                     |
| PVC 7300B§              | 3" x 10'  | 04853            | 3.500         | .216            | 260 PSI                                   | 4.00                | 147.6                     |
| PVC 4030B†              | 3" x 20'  | 03933            | 3.500         | .216            | 260 PSI                                   | 4.00                | 144.2                     |
| PVC 7400B§              | 4" x 10'  | 04835            | 4.500         | .237            | 220 PSI                                   | 4.00                | 212.3                     |
| PVC 9400B†              | 4" x 20'  | 03964            | 4.500         | .237            | 220 PSI                                   | 5.00                | 210.6                     |
| PVC 7600B§              | 6" x 10'  | 04850            | 6.625         | .280            | 180 PSI                                   | 6.50                | 379.3                     |
| PVC 9600B†              | 6" x 20'  | 03965            | 6.625         | .280            | 180 PSI                                   | 6.50                | 373.2                     |
| PVC 7800B†              | 8" x 10'  | 09903            | 8.625         | .322            | 160 PSI                                   | 7.00                | 556.9                     |
| PVC 9800B†              | 8" x 20'  | 03967            | 8.625         | .322            | 160 PSI                                   | 7.00                | 564.0                     |
| PVC 7910B†              | 10" x 20' | 03960            | 10.750        | .365            | 140 PSI                                   | 9.00                | 781.4                     |
| PVC 7912B†              | 12" x 20' | 03962            | 12.750        | .406            | 130 PSI                                   | 10.00               | 1033.2                    |
| PVC 7914B†              | 14" x 20' | 04863            | 14.000        | .437            | 130 PSI                                   | 10.00               | 1221.8                    |
| PVC 7916B†              | 16" x 20' | 04929            | 16.000        | .500            | 130 PSI                                   | 10.00               | 1594.5                    |

\* Bell dimensions meet either ASTM D 2672 or ASTM F 480, depending upon pipe diameter

\*\* ASTM D 1785

§ Dual Marked ASTM D 1785 & ASTM D 2665

† Triple Marked ASTM D 1785 & ASTM D 2665 & ASTM F 480

‡ Dual Marked ASTM D 1785 & ASTM F 480

WARNING

**Testing with or use of compressed air or gas in PVC / ABS / CPVC pipe or fittings can result in explosive failures and cause severe injury or death.**

**AIR/GAS**

- NEVER test with or transport/store compressed air or gas in PVC / ABS / CPVC pipe or fittings.
- NEVER test PVC / ABS / CPVC pipe or fittings with compressed air or gas, or air over water boosters.
- ONLY use PVC / ABS / CPVC pipe or fittings for water or approved chemicals.
- Refer to warnings on PFA's website and ASTM D 1785.

# PRODUCT DATA

## >> PVC Well Casing, Type 1, Grade 1

| PVC SCHEDULE 40 (WHITE) |           | BELL END WELL CASING |               | PVC 1120        |                  | ASTM F 480             |
|-------------------------|-----------|----------------------|---------------|-----------------|------------------|------------------------|
| PART NO.                | NOM. SIZE | UPC #<br>611942-     | AVG. OD (IN.) | MIN. WALL (IN.) | BELL DEPTH (IN.) | WT. PER 100 FT. (LBS.) |
| PVC 4020B               | 2" X 20'  | 03932                | 2.375         | .154            | 4.00             | 69.5                   |
| PVC 4025B               | 2½" X 20' | 04206                | 2.875         | .203            | 4.00             | 110.0                  |
| PVC 4030B               | 3" X 20'  | 03933                | 3.500         | .216            | 4.00             | 144.2                  |
| PVC 9400B               | 4" X 20'  | 03964                | 4.500         | .237            | 5.00             | 210.6                  |
| PVC 9600B               | 6" X 20'  | 03965                | 6.625         | .280            | 6.50             | 373.2                  |
| PVC 9800B               | 8" X 20'  | 03967                | 8.625         | .322            | 7.00             | 564.0                  |
| PVC 7910B               | 10" X 20' | 03960                | 10.750        | .365            | 9.00             | 781.4                  |
| PVC 7912B               | 12" X 20' | 03962                | 12.750        | .406            | 10.00            | 1033.2                 |
| PVC 7914B               | 14" X 20' | 04863                | 14.000        | .437            | 10.00            | 1221.8                 |
| PVC 7916B               | 16" X 20' | 04929                | 16.000        | .500            | 10.00            | 1594.5                 |

## >> PVC SDR Pipe

| PR 200     | PVC 1120   | BELL END         |               | ASTM D 2241     |                                     | SDR 21           |                        |
|------------|------------|------------------|---------------|-----------------|-------------------------------------|------------------|------------------------|
| PART NO.   | NOM. SIZE  | UPC #<br>611942- | AVG. OD (IN.) | MIN. WALL (IN.) | MAX WORK PRESSURE AT 23° C OR 73° F | BELL DEPTH (IN.) | WT. PER 100 FT. (LBS.) |
| PVC 23155B | *1½" x 20' | 03991            | .840          | .062            | 315 PSI                             | 2.00             | 10.0                   |
| PVC 20007B | ¾" x 10'   | 10742            | 1.050         | .060            | 200 PSI                             | 2.25             | 11.8                   |
| PVC 20007B | ¾" x 20'   | 03984            | 1.050         | .060            | 200 PSI                             | 2.25             | 11.8                   |
| PVC 20010B | 1" x 20'   | 03986            | 1.315         | .063            | 200 PSI                             | 2.50             | 15.7                   |
| PVC 20012B | 1¼" x 20'  | 03987            | 1.660         | .079            | 200 PSI                             | 2.75             | 25.5                   |
| PVC 20015B | 1½" x 20'  | 03988            | 1.900         | .090            | 200 PSI                             | 3.00             | 32.4                   |
| PVC 20020B | 2" x 20'   | 03989            | 2.375         | .113            | 200 PSI                             | 4.00             | 50.8                   |

\*PR 315 / SDR 13.5

| PR 160     | PVC 1120  | BELL END         |               | ASTM D 2241     |                                     | SDR 26           |                        |
|------------|-----------|------------------|---------------|-----------------|-------------------------------------|------------------|------------------------|
| PART NO.   | NOM. SIZE | UPC #<br>611942- | AVG. OD (IN.) | MIN. WALL (IN.) | MAX WORK PRESSURE AT 23° C OR 73° F | BELL DEPTH (IN.) | WT. PER 100 FT. (LBS.) |
| PVC 16012B | 1¼" x 20' | 04211            | 1.660         | .064            | 160 PSI                             | 2.75             | 21.5                   |
| PVC 16015B | 1½" x 20' | 04210            | 1.900         | .073            | 160 PSI                             | 3.00             | 26.6                   |
| PVC 16020B | 2" x 20'  | 04212            | 2.375         | .091            | 160 PSI                             | 4.00             | 41.4                   |
| PVC 16030B | 3" x 20'  | 04222            | 3.500         | .135            | 160 PSI                             | 4.00             | 90.8                   |



### ⚠ WARNING

Testing with or use of compressed air or gas in PVC / ABS / CPVC pipe or fittings can result in explosive failures and cause severe injury or death.

AIR/GAS

- NEVER test with or transport/store compressed air or gas in PVC / ABS / CPVC pipe or fittings.
- NEVER test PVC / ABS / CPVC pipe or fittings with compressed air or gas, or air over water boosters.
- ONLY use PVC / ABS / CPVC pipe or fittings for water or approved chemicals.
- Refer to warnings on PFFA's website and ASTM D 1785.

# FlowGuard Gold<sup>®</sup> Pipe

## >> CPVC Copper Tube Size Pipe



| STRAIGHT LENGTHS |           |                  | PLAIN END SDR 11 CPVC COPPER TUBE SIZE PIPE |                            |               |               | ASTM D 2846     |                                     |                        |
|------------------|-----------|------------------|---|----------------------------|---------------|---------------|-----------------|-------------------------------------|------------------------|
| PART NO.         | NOM. SIZE | UPC #<br>611942- | QTY. PER BUNDLE                             | TRUCKLOAD PERCENT PER SKID | QTY. PER SKID | AVG. OD (IN.) | MIN. WALL (IN.) | MAX WORK PRESSURE AT 23° C OR 73° F | WT. PER 100 FT. (LBS.) |
| CTS 12005        | ½" x 10'  | 04979            | 500'  | 2.083                      | 12,000'       | .625          | .068            | 400 PSI                             | 8.3                    |
| CTS 12005        | ½" x 20'  | 04993            | 1,000'                                      | 5.000                      | 24,000'       | .625          | .068            | 400 PSI                             | 8.3                    |
| CTS 12007        | ¾" x 10'  | 04980            | 250'  | 2.083                      | 6,000'        | .875          | .080            | 400 PSI                             | 13.9                   |
| CTS 12007        | ¾" x 20'  | 05145            | 500'  | 5.000                      | 12,000'       | .875          | .080            | 400 PSI                             | 13.9                   |
| CTS 12010        | 1" x 10'  | 05146            | 150'  | 2.083                      | 3,600'        | 1.125         | .102            | 400 PSI                             | 22.2                   |
| CTS 12010        | 1" x 20'  | 05147            | 300'  | 5.000                      | 7,200'        | 1.125         | .102            | 400 PSI                             | 22.2                   |
| CTS 12012        | 1¼" x 10' | 05148            | 100'  | 2.083                      | 2,400'        | 1.375         | .125            | 400 PSI                             | 33.3                   |
| CTS 12012        | 1¼" x 20' | 05321            | 200'  | 5.000                      | 4,800'        | 1.375         | .125            | 400 PSI                             | 33.3                   |
| CTS 12015        | 1½" x 10' | 05150            | 60'   | 2.083                      | 1,440'        | 1.625         | .148            | 400 PSI                             | 46.6                   |
| CTS 12015        | 1½" x 20' | 05306            | 120'  | 5.000                      | 2,880'        | 1.625         | .148            | 400 PSI                             | 46.6                   |
| CTS 12020        | 2" x 10'  | 05152            | 40'   | 2.083                      | 960'          | 2.125         | .193            | 400 PSI                             | 79.5                   |
| CTS 12020        | 2" x 20'  | 05322            | 80'   | 5.000                      | 1,920'        | 2.125         | .193            | 400 PSI                             | 79.5                   |

NOTE: STRAIGHT LENGTH PIPE ARE SHIPPED IN FULL BUNDLE QUANTITY ONLY.

| COILED PIPE SDR 11 |           |                  | COILED SDR CPVC COPPER TUBE SIZE PIPE |                            |               |               | ASTM D 2846     |                                     |                        |
|--------------------|-----------|------------------|---------------------------------------|----------------------------|---------------|---------------|-----------------|-------------------------------------|------------------------|
| PART NO.           | NOM. SIZE | UPC #<br>611942- | QTY. PER BUNDLE                       | TRUCKLOAD PERCENT PER SKID | QTY. PER SKID | AVG. OD (IN.) | MIN. WALL (IN.) | MAX WORK PRESSURE AT 23° C OR 73° F | WT. PER 100 FT. (LBS.) |
| CTS 12005          | ½" x 150' | 05313            | 150'                                  | 4.166                      | 3,750'        | .625          | .068            | 400 PSI                             | 8.3                    |
| CTS 12007          | ¾" x 100' | 05314            | 100'                                  | 4.166                      | 2,500'        | .875          | .080            | 400 PSI                             | 13.9                   |
| CTS 12010          | 1" x 100' | 10643            | 100'                                  | 4.166                      | 1,200'        | 1.125         | .102            | 400 PSI                             | 22.2                   |

NSF Listed. Meets All Requirements of ASTM D 2846.

NOTE: Please call Charlotte Pipe at 800/438-6091 or visit our website [www.CharlottePipe.com](http://www.CharlottePipe.com) for the latest CPVC Chemical Compatibility Sheet.

**WARNING**

Testing with or use of compressed air or gas in PVC / ABS / CPVC pipe or fittings can result in explosive failures and cause severe injury or death.

AIR/GAS

- NEVER test with or transport/store compressed air or gas in PVC / ABS / CPVC pipe or fittings.
- NEVER test PVC / ABS / CPVC pipe or fittings with compressed air or gas, or air over water boosters.
- ONLY use PVC / ABS / CPVC pipe or fittings for water or approved chemicals.
- Refer to warnings on PPFAs website and ASTM D 1785.



# ReUze<sup>®</sup> Pipe

ReUze is a registered trademark of Charlotte Pipe and Foundry Company.



## >> CPVC Copper-Tube-Size Pipe for Non-Potable Water Distribution

| STRAIGHT LENGTHS |           | PLAIN END SDR 11 CPVC COPPER TUBE SIZE PIPE |                 |                            |               |               |                 | ASTM D 2846                         |                        |
|------------------|-----------|---|-----------------|----------------------------|---------------|---------------|-----------------|-------------------------------------|------------------------|
| PART NO.         | NOM. SIZE | UPC #<br>611942-                            | QTY. PER BUNDLE | TRUCKLOAD PERCENT PER SKID | QTY. PER SKID | AVG. OD (IN.) | MIN. WALL (IN.) | MAX WORK PRESSURE AT 23° C OR 73° F | WT. PER 100 FT. (LBS.) |
| CTS 12005 RU     | ½" x 20'  | 11642                                       | 1,000'          | 5.000                      | 24,000'       | .625          | .068            | 400 PSI                             | 8.3                    |
| CTS 12007 RU     | ¾" x 20'  | 11643                                       | 500'            | 5.000                      | 12,000'       | .875          | .080            | 400 PSI                             | 13.9                   |
| CTS 12010 RU     | 1" x 20'  | 11644                                       | 300'            | 5.000                      | 7,200'        | 1.125         | .102            | 400 PSI                             | 22.2                   |
| CTS 12015 RU     | 1½" x 20' | 11645                                       | 120'            | 5.000                      | 2,880'        | 1.625         | .148            | 400 PSI                             | 46.6                   |
| CTS 12020 RU     | 2" x 20'  | 11646                                       | 80'             | 5.000                      | 1,920'        | 2.125         | .193            | 400 PSI                             | 79.5                   |

NOTE: STRAIGHT LENGTH PIPE ARE SHIPPED IN FULL BUNDLE QUANTITY ONLY.

NSF Listed. Meets All Requirements of ASTM D 2846.

NOTE: Please call Charlotte Pipe at 800/438-6091 or visit our website [www.CharlottePipe.com](http://www.CharlottePipe.com) for the latest CPVC Chemical Compatibility Sheet.

Due to conflicting requirements in the plumbing codes, pipe marking may not be in conformance with local code requirements. Check code requirements for conformance with all local plumbing and building codes.

## ⚠ WARNING

Testing with or use of compressed air or gas in PVC / ABS / CPVC pipe or fittings can result in explosive failures and cause severe injury or death.

AIR/GAS

- NEVER test with or transport/store compressed air or gas in PVC / ABS / CPVC pipe or fittings.
- NEVER test PVC / ABS / CPVC pipe or fittings with compressed air or gas, or air over water boosters.
- ONLY use PVC / ABS / CPVC pipe or fittings for water or approved chemicals.
- Refer to warnings on PPFA's website and ASTM D 1785.

# PVC Schedule 80 Pipe



## >> PVC Schedule 80 Pipe, Type 1, Grade 1 - Plain End

ASTM D 1784 & ASTM D 1785

| PVC SCHEDULE 80 (GRAY) |           |                  | PLAIN END     |                 |  | PVC 1120                  |
|------------------------|-----------|------------------|---------------|-----------------|--|---------------------------|
| PART NO.               | NOM. SIZE | UPC #<br>611942- | AVG. OD (IN.) | MIN. WALL (IN.) | MAX WORK PRESSURE<br>AT 23° C OR 73° F | WT. PER<br>100 FT. (LBS.) |
| PVC 10002              | ¼" x 20'  | 04920            | 0.540         | .119            | 1130 PSI                               | 10.0                      |
| PVC 10003              | ⅜" x 20'  | 04917            | 0.675         | .126            | 920 PSI                                | 13.8                      |
| PVC 10005              | ½" x 20'  | 03968            | 0.840         | .147            | 850 PSI                                | 20.3                      |
| PVC 10007              | ¾" x 20'  | 03969            | 1.050         | .154            | 690 PSI                                | 27.5                      |
| PVC 10010              | 1" x 20'  | 03970            | 1.315         | .179            | 630 PSI                                | 40.5                      |
| PVC 10012              | 1¼" x 20' | 03973            | 1.660         | .191            | 520 PSI                                | 55.9                      |
| PVC 10015              | 1½" x 20' | 03976            | 1.900         | .200            | 470 PSI                                | 67.7                      |
| PVC 10020              | 2" x 20'  | 03977            | 2.375         | .218            | 400 PSI                                | 93.6                      |
| PVC 10025              | 2½" x 20' | 03978            | 2.875         | .276            | 420 PSI                                | 142.8                     |
| PVC 10030              | 3" x 20'  | 03979            | 3.500         | .300            | 370 PSI                                | 194.2                     |
| PVC 10040              | 4" x 20'  | 03980            | 4.500         | .337            | 320 PSI                                | 279.3                     |
| PVC 10050              | 5" x 20'  | 04831            | 5.563         | .375            | 290 PSI                                | 387.3                     |
| PVC 10060              | 6" x 20'  | 03981            | 6.625         | .432            | 280 PSI                                | 532.7                     |
| PVC 10080              | 8" x 20'  | 04175            | 8.625         | .500            | 250 PSI                                | 808.9                     |
| PVC 10100              | 10" x 20' | 04768            | 10.750        | .593            | 230 PSI                                | 1199.3                    |
| PVC 10120              | 12" x 20' | 04770            | 12.750        | .687            | 230 PSI                                | 1650.1                    |
| PVC 10140              | 14" x 20' | 04816            | 14.000        | .750            | 220 PSI                                | 1930.0                    |
| PVC 10160              | 16" x 20' | 04919            | 16.000        | .843            | 220 PSI                                | 2544.1                    |

NSF Listed. Meets All Requirements of ASTM D 1784 and ASTM D 1785.

WARNING

Testing with or use of compressed air or gas in PVC / ABS / CPVC pipe or fittings can result in explosive failures and cause severe injury or death.

AIR/GAS

- NEVER test with or transport/store compressed air or gas in PVC / ABS / CPVC pipe or fittings.
- NEVER test PVC / ABS / CPVC pipe or fittings with compressed air or gas, or air over water boosters.
- ONLY use PVC / ABS / CPVC pipe or fittings for water or approved chemicals.
- Refer to warnings on PPFA's website and ASTM D 1785.

# PVC Schedule 80 Pipe



>> PVC Schedule 80 Pipe, Type 1, Grade 1 - Belled End

ASTM D 1784 & ASTM D 1785

| PVC SCHEDULE 80 (GRAY) |           |                  | BELLED-END    |                 |   | PVC 1120                  |
|------------------------|-----------|------------------|---------------|-----------------|---|---------------------------|
| PART NO.               | NOM. SIZE | UPC #<br>611942- | AVG. OD (IN.) | MIN. WALL (IN.) | MAX WORK<br>PRESSURE<br>AT 23° C OR 73° F | WT. PER<br>100 FT. (LBS.) |
| PVC 10005B             | ½" x 20'  | 04924            | 0.840         | .147            | 850 PSI                                   | 20.3                      |
| PVC 10007B             | ¾" x 20'  | 04925            | 1.050         | .154            | 690 PSI                                   | 27.0                      |
| PVC 10010B             | 1" x 20'  | 04926            | 1.315         | .179            | 630 PSI                                   | 40.5                      |
| PVC 10012B             | 1¼" x 20' | 04927            | 1.660         | .191            | 520 PSI                                   | 55.9                      |
| PVC 10015B             | 1½" x 20' | 04928            | 1.900         | .200            | 470 PSI                                   | 67.7                      |
| PVC 10020B             | 2" x 20'  | 04764            | 2.375         | .218            | 400 PSI                                   | 93.6                      |
| PVC 10025B             | 2½" x 20' | 04875            | 2.875         | .276            | 420 PSI                                   | 142.8                     |
| PVC 10030B             | 3" x 20'  | 04776            | 3.500         | .300            | 370 PSI                                   | 191.1                     |
| PVC 10040B             | 4" x 20'  | 04774            | 4.500         | .337            | 320 PSI                                   | 279.3                     |
| PVC 10060B             | 6" x 20'  | 04763            | 6.625         | .432            | 280 PSI                                   | 532.7                     |
| PVC 10080B             | 8" x 20'  | 04766            | 8.625         | .500            | 250 PSI                                   | 808.9                     |
| PVC 10100B             | 10" x 20' | 04769            | 10.750        | .593            | 230 PSI                                   | 1199.3                    |
| PVC 10120B             | 12" x 20' | 04771            | 12.750        | .687            | 230 PSI                                   | 1650.1                    |
| PVC 10140B             | 14" x 20' | 04832            | 14.000        | .750            | 220 PSI                                   | 1930.0                    |
| PVC 10160B             | 16" x 20' | 09372            | 16.000        | .843            | 220 PSI                                   | 2544.1                    |

NSF Listed. Meets All Requirements of ASTM D 1784 and ASTM D 1785.

**WARNING**

Testing with or use of compressed air or gas in PVC / ABS / CPVC pipe or fittings can result in explosive failures and cause severe injury or death.

**AIR/GAS**

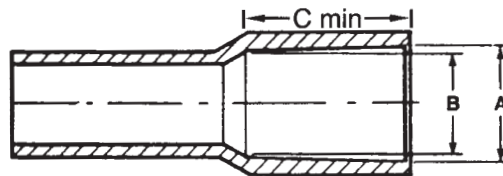
- NEVER test with or transport/store compressed air or gas in PVC / ABS / CPVC pipe or fittings.
- NEVER test PVC / ABS / CPVC pipe or fittings with compressed air or gas, or air over water boosters.
- ONLY use PVC / ABS / CPVC pipe or fittings for water or approved chemicals.
- Refer to warnings on PPFA's website and ASTM D 1785.

# PRODUCT DATA

## Socket Dimensions For Belled-End Pipe

| NOM.<br>Pipe size | ASTM<br>Standard | SOCKET ENTRANCE (A) |           | SOCKET BOTTOM (B) |           | SOCKET LENGTH (C) |             |             |
|-------------------|------------------|---------------------|-----------|-------------------|-----------|-------------------|-------------|-------------|
|                   |                  | I.D. Min.           | I.D. Max. | I.D. Min.         | I.D. Max. | SDR               | Schedule 40 | Schedule 80 |
| ½                 | D 2672           | .844                | 0.852     | 0.832             | 0.840     | 2.000             | 2.000       | 1.000       |
| ¾                 | D 2672           | 1.054               | 1.062     | 1.042             | 1.050     | 2.250             | 2.250       | 1.250       |
| 1                 | D 2672           | 1.320               | 1.330     | 1.305             | 1.315     | 2.500             | 2.500       | 1.500       |
| 1¼                | D 2672           | 1.665               | 1.675     | 1.650             | 1.660     | 2.750             | 2.750       | 1.750       |
| 1½                | D 2672           | 1.906               | 1.918     | 1.888             | 1.900     | 3.000             | 3.000       | 2.000       |
| 2                 | D 2672           | 2.381               | 2.393     | 2.357             | 2.369     | 4.000             | —           | 2.250       |
| 2                 | F 480            | 2.380               | 2.392     | 2.357             | 2.369     | —                 | 4.000       | —           |
| 2½                | D 2672           | 2.882               | 2.896     | 2.854             | 2.868     | 4.000             | —           | 2.500       |
| 2½                | F 480            | 2.880               | 2.894     | 2.854             | 2.868     | —                 | 4.000       | —           |
| 3                 | D 2672           | 3.508               | 3.524     | 3.476             | 3.492     | 4.000             | —           | 3.250       |
| 3                 | F 480            | 3.506               | 3.522     | 3.476             | 3.492     | —                 | 4.000       | —           |
| 4                 | D 2672           | 4.509               | 4.527     | 4.473             | 4.491     | 5.000             | —           | 4.000       |
| 4                 | F 480            | 4.508               | 4.526     | 4.473             | 4.491     | —                 | 5.000       | —           |
| 6                 | D 2672           | 6.636               | 6.658     | 6.592             | 6.614     | 6.500             | —           | 6.000       |
| 6                 | F 480            | 6.637               | 6.659     | 6.592             | 6.614     | —                 | 6.500       | —           |
| 8                 | D 2672           | 8.640               | 8.670     | 8.583             | 8.613     | —                 | —           | 6.000       |
| 8                 | F 480            | 8.634               | 8.664     | 8.583             | 8.613     | —                 | 7.000       | —           |
| 10                | D 2672           | 10.761              | 10.791    | 10.707            | 10.737    | —                 | 9.000       | 7.500       |
| 12                | D 2672           | 12.763              | 12.793    | 12.706            | 12.736    | —                 | 10.000      | 8.500       |
| 14                | D 2672           | 14.020              | 14.050    | 13.970            | 14.000    | —                 | 10.000      | 9.000       |
| 16                | D 2672           | 16.030              | 16.060    | 15.965            | 15.995    | —                 | 10.000      | 10.000      |

Note: All dimensions are in inches.



# CPVC Schedule 80 Pipe\*



>> \* **CORZAN** CPVC Schedule 80 Pipe, Type IV, Grade 1

ASTM D 1784 & ASTM F 441

| CPVC SCHEDULE 80 (LIGHT GRAY) |           |                  | PLAIN END     |                 | CPVC 4120                                 |                           |
|-------------------------------|-----------|------------------|---------------|-----------------|---|---------------------------|
| PART NO.                      | NOM. SIZE | UPC #<br>611942- | AVG. OD (IN.) | MIN. WALL (IN.) | MAX WORK<br>PRESSURE<br>AT 23° C OR 73° F | WT. PER<br>100 FT. (LBS.) |
| CPV 11005                     | ½" x 19'  | 13088            | .840          | .147            | 850 PSI                                   | 22.1                      |
| CPV 11007                     | ¾" x 19'  | 13089            | 1.050         | .154            | 690 PSI                                   | 30.0                      |
| CPV 11010                     | 1" x 19'  | 13090            | 1.315         | .179            | 630 PSI                                   | 44.2                      |
| CPV 11012                     | 1¼" x 19' | 13091            | 1.660         | .191            | 520 PSI                                   | 61.0                      |
| CPV 11015                     | 1½" x 19' | 13092            | 1.900         | .200            | 470 PSI                                   | 73.9                      |
| CPV 11020                     | 2" x 19'  | 13093            | 2.375         | .218            | 400 PSI                                   | 102.2                     |
| CPV 11025                     | 2½" x 19' | 13094            | 2.875         | .276            | 420 PSI                                   | 155.9                     |
| CPV 11030                     | 3" x 19'  | 13095            | 3.500         | .300            | 370 PSI                                   | 208.6                     |
| CPV 11040                     | 4" x 19'  | 13096            | 4.500         | .337            | 320 PSI                                   | 304.9                     |
| CPV 11060                     | 6" x 19'  | 13097            | 6.625         | .432            | 280 PSI                                   | 581.5                     |
| CPV 11080                     | 8" x 19'  | 14138            | 8.625         | .500            | 250 PSI                                   | 882.9                     |

\* Note: This product is not currently available for sale in the United States. Information provided is for reference only.

NSF Listed. Meets All Requirements of ASTM D 1784 and ASTM F 441.

Corzan is a registered trademark of Lubrizol Corp.

**WARNING**

Testing with or use of compressed air or gas in PVC / ABS / CPVC pipe or fittings can result in explosive failures and cause severe injury or death.

**AIR/GAS**

- NEVER test with or transport/store compressed air or gas in PVC / ABS / CPVC pipe or fittings.
- NEVER test PVC / ABS / CPVC pipe or fittings with compressed air or gas, or air over water boosters.
- ONLY use PVC / ABS / CPVC pipe or fittings for water or approved chemicals.
- Refer to warnings on PPSA's website and ASTM D 1785.

# PVC Sewer Pipe

## >> PVC SDR 35 PSM Pipe

ASTM D 3034 & ASTM F 477

| SDR-35    |           | GASKETED - PS 46 |                  |                                  |                  |                           |               |                 |
|-----------|-----------|------------------|------------------|----------------------------------|------------------|---------------------------|---------------|-----------------|
| PART NO.  | NOM. SIZE | UPC #<br>611942- | QTY. PER<br>SKID | TRUCKLOAD<br>PERCENT<br>PER SKID | LAYING<br>LENGTH | WT. PER<br>100 FT. (LBS.) | AVG. OD (IN.) | MIN. WALL (IN.) |
| S/M 6004G | 4" x 14'  | 11920            | 840'             | 5.556                            | 14'-0"           | 110.4                     | 4.215         | .120            |
| S/M 6004G | 4" x 20'  | 04012            | 1200'            | 7.144                            | 20'-0"           | 109.7                     | 4.215         | .120            |
| S/M 6006G | 6" x 14'  | 11921            | 462'             | 5.555                            | 14'-0"           | 249.6                     | 6.275         | .180            |
| S/M 6006G | 6" x 20'  | 04016            | 660'             | 8.330                            | 20'-0"           | 247.0                     | 6.275         | .180            |
| S/M 6008G | 8" x 14'  | 11922            | 140'             | 3.333                            | 14'-0"           | 451.0                     | 8.400         | .240            |

Weight is approximate and is for shipping purposes only.

| SDR-35   |           | SOLVENT WELD - PS 46 |                  |                                  |                  |                           |               |                 |
|----------|-----------|----------------------|------------------|----------------------------------|------------------|---------------------------|---------------|-----------------|
| PART NO. | NOM. SIZE | UPC #<br>611942-     | QTY. PER<br>SKID | TRUCKLOAD<br>PERCENT<br>PER SKID | LAYING<br>LENGTH | WT. PER<br>100 FT. (LBS.) | AVG. OD (IN.) | MIN. WALL (IN.) |
| S/M 6004 | 4" x 10'  | 04008                | 600'             | 4.160                            | 10'-0"           | 108.3                     | 4.215         | .120            |
| S/M 6004 | 4" x 20'  | 04009                | 1200'            | 7.144                            | 20'-0"           | 108.3                     | 4.215         | .120            |
| S/M 6006 | 6" x 10'  | 04013                | 330'             | 4.160                            | 10'-0"           | 241.7                     | 6.275         | .180            |
| S/M 6006 | 6" x 20'  | 04014                | 660'             | 8.330                            | 20'-0"           | 241.7                     | 6.275         | .180            |

Weight is approximate and is for shipping purposes only.

NOTE: For truckloads of mixed sizes, multiply skids desired by truckload percent per skid.

Meets All Requirements of ASTM D 3034.

SDR 35 Gaskets meet or exceed ASTM F 477.

Gasketed joints meet ASTM D 3212.

## NOTICE

### NOT FOR PRESSURE

Do not use PVC Sewer pipe for pressure applications. The use of sewer pipe in pressure applications may result in system failure and property damage.

## WARNING

Testing with or use of compressed air or gas in PVC / ABS / CPVC pipe or fittings can result in explosive failures and cause severe injury or death.

AIR/GAS



- NEVER test with or transport/store compressed air or gas in PVC / ABS / CPVC pipe or fittings.
- NEVER test PVC / ABS / CPVC pipe or fittings with compressed air or gas, or air over water boosters.
- ONLY use PVC / ABS / CPVC pipe or fittings for water or approved chemicals.
- Refer to warnings on PPA's website and ASTM D 1785.

# PVC Sewer and Drain Pipe

>> **PVC ASTM D 2729 Pipe**

| SOLVENT WELD BELLED END |           |                  |                  |                                  |               |                 |                     | ASTM D 2729               |                           |
|-------------------------|-----------|------------------|------------------|----------------------------------|---------------|-----------------|---------------------|---------------------------|---------------------------|
| PART NO.                | NOM. SIZE | UPC #<br>611942- | QTY. PER<br>SKID | TRUCKLOAD<br>PERCENT<br>PER SKID | AVG. OD (IN.) | MIN. WALL (IN.) | BELL DEPTH<br>(IN.) | WT. PER<br>100 FT. (LBS.) | LIST PRICE<br>PER 100 FT. |
| PVC 30030               | 3" x 10'  | 10903            | 810'             | 3.125                            | 3.250         | 0.070           | 3.00                | 52.8                      | <b>\$ 110.00</b>          |
| PVC 30040               | 4" x 10'  | 10905            | 500'             | 3.125                            | 4.215         | 0.075           | 3.50                | 70.4                      | <b>\$ 130.00</b>          |

>> **Perforated PVC ASTM D 2729 Pipe**

| SOLVENT WELD BELLED END |           |                  |                  |                                  |               |                 |                     | ASTM D 2729               |                           |
|-------------------------|-----------|------------------|------------------|----------------------------------|---------------|-----------------|---------------------|---------------------------|---------------------------|
| PART NO.                | NOM. SIZE | UPC #<br>611942- | QTY. PER<br>SKID | TRUCKLOAD<br>PERCENT<br>PER SKID | AVG. OD (IN.) | MIN. WALL (IN.) | BELL DEPTH<br>(IN.) | WT. PER<br>100 FT. (LBS.) | LIST PRICE<br>PER 100 FT. |
| PVC 30030P              | 3" x 10'  | 11814            | 1040'            | 4.160                            | 3.250         | 0.070           | 3.00                | 52.8                      | <b>\$ 110.00</b>          |
| PVC 30040P              | 4" x 10'  | 11815            | 500'             | 3.125                            | 4.215         | 0.075           | 3.50                | 70.4                      | <b>\$ 130.00</b>          |

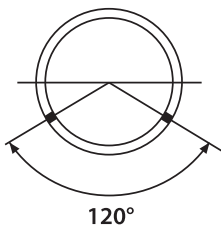
Perforated pipe is supplied with two rows of 1/2" diameter holes every five inches. Rows are parallel to the pipe axis and are 120° apart.

Weight is approximate and is for shipping purposes only.

NOTE: For truckloads of mixed sizes, multiply skids desired by truckload percent per skid.

Pipe listed in this section meets or exceeds the requirements of ASTM D 2729.

Perforation Detail  
2-Hole 120 Degree



## NOTICE

**NOT FOR PRESSURE**

Do not use PVC Sewer pipe for pressure applications. The use of sewer pipe in pressure applications may result in system failure and property damage.

## WARNING

Testing with or use of compressed air or gas in PVC / ABS / CPVC pipe or fittings can result in explosive failures and cause severe injury or death.

- NEVER test with or transport/store compressed air or gas in PVC / ABS / CPVC pipe or fittings.
- NEVER test PVC / ABS / CPVC pipe or fittings with compressed air or gas, or air over water boosters.
- ONLY use PVC / ABS / CPVC pipe or fittings for water or approved chemicals.
- Refer to warnings on PPFA's website and ASTM D 1785.

AIR/GAS

## FlowGuard Gold® and ReUze® CTS CPVC ASTM D 2846 Dimensions and Tolerances

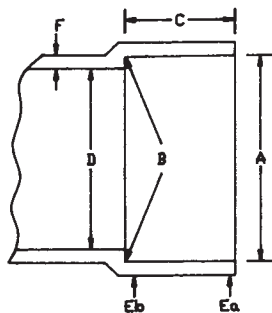
FlowGuard Gold CTS CPVC pipe and fittings used in potable water systems and ReUze® CTS CPVC pipe and fittings used in non-potable water systems are manufactured to the dimensions and specifications shown in ASTM D 2846. This product is tan in color, and the pipe has the same outside diameter as copper tubing. Pipe up through nominal 2" size is manufactured to a standard dimension ratio (SDR) of 11. The standard dimension ratio represents the ratio of the pipe O.D. to the pipe wall thickness. Consequently, all of the SDR 11 CPVC sizes have the same pressure rating.

### Outside Diameters, Wall Thicknesses and Tolerances CPVC 4120, SDR 11 Plastic Pipe, in inches

| Nominal Size | Average Pipe O.D. | Tolerance on Average O.D. | Wall Thickness | Tolerance on Wall |
|--------------|-------------------|---------------------------|----------------|-------------------|
| ½            | 0.625             | ±0.003                    | 0.068          | +0.020            |
| ¾            | 0.875             | ±0.003                    | 0.080          | +0.020            |
| 1            | 1.125             | ±0.003                    | 0.102          | +0.020            |
| 1¼           | 1.375             | ±0.003                    | 0.125          | +0.020            |
| 1½           | 1.625             | ±0.003                    | 0.148          | +0.020            |
| 2            | 2.125             | ±0.004                    | 0.193          | +0.023            |

## Tapered Socket Dimensions and Tolerances

### Tapered Socket Dimensions CPVC 4120, SDR 11, Plastic Fittings, in inches



| Nominal Size | Socket Entrance (A) I.D. | Socket Bottom (B) I.D. | I.D. Tolerance | (C) Min. | (D) Min. | (Ea) Min. | (Eb) Min. | (F) Min. |
|--------------|--------------------------|------------------------|----------------|----------|----------|-----------|-----------|----------|
| ½            | 0.633                    | 0.619                  | ±0.003         | 0.500    | 0.489    | 0.068     | 0.102     | 0.128    |
| ¾            | 0.884                    | 0.870                  | ±0.003         | 0.700    | 0.715    | 0.080     | 0.102     | 0.128    |
| 1            | 1.135                    | 1.121                  | ±0.003         | 0.900    | 0.921    | 0.102     | 0.102     | 0.128    |
| 1¼           | 1.386                    | 1.372                  | ±0.003         | 1.100    | 1.125    | 0.125     | 0.125     | 0.156    |
| 1½           | 1.640                    | 1.622                  | ±0.004         | 1.300    | 1.329    | 0.148     | 0.148     | 0.185    |
| 2            | 2.141                    | 2.123                  | ±0.004         | 1.700    | 1.739    | 0.193     | 0.193     | 0.241    |



# PRODUCT DATA

**ASTM D 2846**  
Standard Specifications  
for  
**FLOWGUARD GOLD®**  
CPVC  
PIPE AND FITTINGS  
for  
**HOT- AND COLD-WATER**  
DISTRIBUTION SYSTEMS



| Outside Diameters and Wall Thickness For CPVC 41, SDR 11 Plastic Pipe |                            |                  |                          |                  |
|---|----------------------------|------------------|--------------------------|------------------|
| Nominal Size (in.)  | Outside Diameter, In. (mm) |                  | Wall Thickness, In. (mm) |                  |
|   | Average                    | Tolerance        | Minimum                  | Tolerance        |
| 1/2   | 0.625 (15.9)               | ± 0.003 (± 0.08) | 0.068 (1.73)             | + 0.020 (+ 0.51) |
| 3/4   | 0.875 (22.2)               | ± 0.003 (± 0.08) | 0.080 (2.03)             | + 0.020 (+ 0.51) |
| 1   | 1.125 (28.6)               | ± 0.003 (± 0.08) | 0.102 (2.59)             | + 0.020 (+ 0.51) |
| 1 1/4   | 1.375 (34.9)               | ± 0.003 (± 0.08) | 0.125 (3.18)             | + 0.020 (+ 0.51) |
| 1 1/2   | 1.625 (41.3)               | ± 0.004 (± 0.10) | 0.148 (3.76)             | + 0.020 (+ 0.51) |
| 2   | 2.125 (54.0)               | ± 0.004 (± 0.10) | 0.193 (4.90)             | + 0.023 (+ 0.58) |

| Tapered Socket Dimensions For CPVC 41, SDR 11 Plastic Fittings |                                    |                  |                                  |                  |
|--|------------------------------------|------------------|----------------------------------|------------------|
|  |                                    |                  |                                  |                  |
| Nominal Size (in.)   | Socket Entrance Diameter, In. (mm) |                  | Socket Bottom Diameter, In. (mm) |                  |
|  | "A" Average                        | "A" Tolerance    | "B" Average                      | "B" Tolerance    |
| 1/2  | 0.633 (16.08)                      | ± 0.003 (± 0.08) | 0.619 (15.72)                    | ± 0.003 (± 0.08) |
| 3/4  | 0.884 (22.45)                      | ± 0.003 (± 0.08) | 0.870 (22.10)                    | ± 0.003 (± 0.08) |
| 1  | 1.135 (28.83)                      | ± 0.003 (± 0.08) | 1.121 (28.47)                    | ± 0.003 (± 0.08) |
| 1 1/4  | 1.386 (35.20)                      | ± 0.003 (± 0.08) | 1.372 (34.85)                    | ± 0.003 (± 0.08) |
| 1 1/2  | 1.640 (41.66)                      | ± 0.004 (± 0.10) | 1.622 (41.20)                    | ± 0.004 (± 0.10) |
| 2  | 2.141 (54.38)                      | ± 0.004 (± 0.10) | 2.123 (53.92)                    | ± 0.004 (± 0.10) |

| Socket Length, In. (mm)<br>"C" min. | Inside Diameter In. (mm)<br>"D" min. | Wall Thickness, In. (mm)  |                         |              |
|-------------------------------------|--------------------------------------|---------------------------|-------------------------|--------------|
|                                     |                                      | Socket Entrance "EA" min. | Socket Bottom "EB" min. | "F"          |
| 0.500 (12.70)                       | 0.489 (12.42)                        | 0.068 (1.73)              | 0.102 (2.59)            | 0.128 (3.25) |
| 0.700 (17.78)                       | 0.715 (18.16)                        | 0.080 (2.03)              | 0.102 (2.59)            | 0.128 (3.25) |
| 0.900 (22.86)                       | 0.921 (23.39)                        | 0.102 (2.59)              | 0.102 (2.59)            | 0.128 (3.25) |
| 1.100 (27.94)                       | 1.125 (28.58)                        | 0.125 (3.18)              | 0.125 (3.18)            | 0.156 (3.96) |
| 1.300 (33.02)                       | 1.329 (33.76)                        | 0.148 (3.76)              | 0.148 (3.76)            | 0.185 (4.70) |
| 1.700 (43.18)                       | 1.739 (44.17)                        | 0.193 (4.90)              | 0.193 (4.90)            | 0.241 (6.12) |

All information contained herein is given in good faith without guarantee of completeness or accuracy. If additional information is needed, please contact Charlotte Pipe and Foundry Company.

| Minimum Dimensions From Center To End Of Socket (Laying Length) For CPVC 41, SDR 11 Fittings |                   |                   |                   |
|--|-------------------|-------------------|-------------------|
|  |                   |                   |                   |
| Nominal Size (in.)   | "G" min. in. (mm) | "J" min. in. (mm) | "N" min. in. (mm) |
| 1/2  | 0.382 (9.70)      | 0.183 (4.65)      | 0.102 (2.59)      |
| 3/4  | 0.507 (12.88)     | 0.235 (5.97)      | 0.102 (2.59)      |
| 1  | 0.633 (16.08)     | 0.287 (7.29)      | 0.102 (2.59)      |
| 1 1/4  | 0.758 (19.25)     | 0.339 (8.61)      | 0.102 (2.59)      |
| 1 1/2  | 0.884 (22.45)     | 0.391 (9.93)      | 0.102 (2.59)      |
| 2  | 1.134 (28.83)     | 0.495 (12.57)     | 0.102 (2.59)      |

| Pressure Ratings For CPVC 4120, SDR 11 Plastic Pipe |                      |                |
|---|----------------------|----------------|
| Nominal Size (in.)                                  | Pressure Rating, PSI |                |
|   | 73.4° F (23° C)      | 180° F (82° C) |
| 1/2   | 400                  | 100            |
| 3/4   | 400                  | 100            |
| 1   | 400                  | 100            |
| 1 1/4   | 400                  | 100            |
| 1 1/2   | 400                  | 100            |
| 2   | 400                  | 100            |

## Pressure/Temperature Relationship

### Maximum Operating Temperatures For Various Piping Systems (de-rate operating pressure at temperatures in excess of 73°F)

| Piping System              | Max. Operating Temp. °F |
|----------------------------|-------------------------|
| ABS                        | 140                     |
| PVC                        | 140                     |
| CPVC - FlowGuard Gold® CTS | 180                     |
| CPVC - Corzan® Sch. 80     | 200                     |
| CPVC - ChemDrain®*         | 220                     |

\* See the ChemDrain Technical Manual for more information on this product.

**NOTICE:** The maximum recommended temperature and de-rating of working pressure applies to both heat generated from fluid being distributed through pipe system and heat generated from sources external to the pipe system.

## Temperature De-Rating For Schedule 40 & 80 PVC & CPVC

The operating pressure of PVC and CPVC pipe will be reduced as the operating temperature increases above 73° F. To calculate this reduction, multiply the operating pressures shown on the previous pages by the correction factors shown below:

| Operating Temperature (°F) | Correction Factors |      |
|----------------------------|--------------------|------|
|                            | PVC                | CPVC |
| 73                         | 1.00               | 1.00 |
| 80                         | .88                | 1.00 |
| 90                         | .75                | .91  |
| 100                        | .62                | .82  |
| 110                        | .50                | .77  |
| 120                        | .40                | .65  |
| 130                        | .30                | .62  |
| 140                        | .22                | .50  |
| 150                        | NR                 | .47  |
| 160                        | NR                 | .40  |
| 170                        | NR                 | .32  |
| 180                        | NR                 | .25  |
| 200                        | NR                 | .20  |

For example, the operating pressure for 6" Schedule 80 PVC pipe is 280 psi. If the operating temperature is 140° F, the maximum operating pressure is now 62 psi (280 x .22).

## Temperature De-Rating for ASTM D 2846 CTS CPVC SDR 11 Piping Systems

| Temperature °F | De-Rating Factor | Pressure Rating, PSI |
|----------------|------------------|----------------------|
| 73             | 1.00             | 400                  |
| 80             | 1.00             | 400                  |
| 90             | 0.91             | 360                  |
| 100            | 0.82             | 325                  |
| 120            | 0.65             | 260                  |
| 140            | 0.50             | 200                  |
| 160            | 0.40             | 160                  |
| 180            | 0.25             | 100                  |

Source: PPSA Bulletin No. 2-80 (10/79)

Example: Determine the maximum allowable operating pressure for a CTS CPVC piping system with an operating temperature of 140°F. The de-rating factor from the above chart is 0.50. Maximum allowable operating pressure = 400 x 0.50 = 200 psi.

### De-rating Threaded Fittings, Valves and Unions

Pressure ratings shown are for socket (solvent cement) systems. The system must always be de-rated to the pressure rating of the lowest rated system component at the expected maximum system operating temperature.

- For pressure ratings of flanges or unions, see flanges and unions in the installation procedures section of this manual.
- Pressure ratings of Sch. 40 and Sch. 80 molded or cut threads are 50% of solvent cement systems. Please see table in the Threaded Joints and Threading of PVC and CPVC Pipe section of this manual.

- For pressure ratings of valves or other system components, always consult the technical recommendations from the manufacturers of those products.

NOTICE

**Do not exceed the maximum working pressure of any system components including pipe, fittings, valves, molded or cut threads, unions, mechanical coupling or flanges.**

- The pressure rating of all components must be reduced at temperatures above 73 degrees F. Refer to de-rating table in this manual.
- Exceeding the maximum working temperature or pressure of the system may result in system failure and property damage.

NOTICE

**Use of FlowGuard Gold® CTS CPVC all-plastic threaded male adapters in hot water applications may result in system failure and property damage.**

- Use plastic threaded CTS CPVC male adapters in cold water applications only.
- Use CTS CPVC x brass threaded transition fittings for hot water applications.
- Do not use compression fittings with brass ferrules to connect to CTS CPVC pipe or fittings where water temperatures will exceed 140 degrees F.
- CPVC pipe can be used with standard brass ferrules to make compression connections where the operating temperature will not exceed 140°F. Apply Teflon (PTFE) tape over the ferrule to allow for the dissimilar thermal expansion and contraction characteristics of the metal ferrule and the plastic pipe.

## Pressure Rating of Fittings, Flanges, and Unions

### Pressure Rating PVC Schedule 40 and PVC Schedule 80

One of the more complex questions in the plastic pipe and fittings industry is associated with the pressure rating of fittings used in PVC Schedule 40 and PVC Schedule 80 systems. While these fittings are used in pressure systems, strictly speaking, they are not pressure rated.

There has been an effort underway at ASTM International for many years to solve this question. However, the industry has not been able to develop a methodology for pressure rating fittings due to their varied configurations. The best effort to date is found within ASTM F 2261 *Standard Test Method for Pressure Rating PVC Plastic Pipe Fittings, Schedule 40 and 80 Socket Type*. This test method is similar to that found within ASTM D 2837 which is used to determine the Hydrostatic Design Basis (HDB) of plastic pipe. However, plastic pipe has a uniform shape that reacts consistently to pressure and fittings do not.

ASTM F 2261 indicates:

1.2 Unless the data (for fitting failure tests) approximates a straight line, when calculated using log-log coordinates, it is not possible to assign a pressure rating to that product or sample product. ... where the lower confidence level limits

are not met the data shall be classified as unsuitable.

Unfortunately, logged fitting failure test data is typically dispersed and judged as unsuitable.

The 1987 publication *Designing, Operating and Maintaining Piping Systems Using PVC Fittings* by Ron D. Bliesner is a respected reference addressing the pressure rating of fittings. This publication establishes a rule of thumb indicating that the working pressure for fittings is 60% of the working pressure of pipe. Charlotte Pipe agrees with this rule of thumb and recommends that the maximum working pressure for PVC Schedule 40 and PVC Schedule 80 fittings is 60% of the maximum working pressure of pipe of the same diameter and schedule. As with pipe, the maximum working pressure must be de-rated at temperatures exceeding 73 degrees F.

Special engineered fittings such as flanges, unions or valves differ in that they carry a pressure rating specified by the manufacturer which is usually lower than that of pipe of the same diameter.

### Pressure Rating of PVC Flanges at Elevated Temperatures

| System Operating Temperature °F (C) | 73   | 80   | 90   | 100  | 110  | 120  | 130  | 140  |
|-------------------------------------|------|------|------|------|------|------|------|------|
|                                     | (23) | (27) | (32) | (38) | (43) | (49) | (54) | (60) |
| Pressure Rating (psi)               | 150  | 132  | 113  | 93   | 75   | 60   | 45   | 33   |

Maximum operating temperature for PVC is 140°F. Exceeding the maximum operating temperature could cause system failure and/or property damage.

### Pressure Rating for PVC Schedule 80 Unions

| Size | Unions                      |                             |
|------|-----------------------------|-----------------------------|
|      | Socket Type                 | Threaded Type               |
|      | Max Working Pressure @ 73°F | Max Working Pressure @ 73°F |
| ½"   | 235 psi                     | 235 psi                     |
| ¾"   | 235 psi                     | 235 psi                     |
| 1"   | 235 psi                     | 235 psi                     |
| 1¼"  | 235 psi                     | 235 psi                     |
| 1½"  | 235 psi                     | 235 psi                     |
| 2"   | 235 psi                     | 200 psi                     |
| 3"   | 235 psi                     | 185 psi                     |

## Threaded Joints and Threading of PVC and CPVC Pipe

Only Schedule 80 PVC pipe can be threaded. Schedule 40, Schedule 80 CPVC or SDR pipe cannot be threaded; molded threaded adapters must be used on those systems.

The pressure rating of molded or cut threads must be derated by an additional 50% beyond the pressure rating for pipe and fittings. See pressure/temperature derating information in this technical manual for systems exposed to operating conditions above 73°F.

## NOTICE

**Do not exceed the maximum working pressure of any system components including pipe, fittings, valves, molded or cut threads, unions, mechanical coupling or flanges.**

- The pressure rating of all components must be reduced at temperatures above 73 degrees F. Refer to de-rating table in this manual.
- Exceeding the maximum working temperature or pressure of the system may result in system failure and property damage.

## Maximum Pressure Rating for PVC and CPVC Piping Systems With Threaded Fittings or Threaded Pipe in Pressure Applications

| Size   | Type                       | Pressure Rating (PSI) @ |       |       |        |        |        |        |        |        |
|--------|----------------------------|-------------------------|-------|-------|--------|--------|--------|--------|--------|--------|
|        |                            | 73 °F                   | 80 °F | 90 °F | 100 °F | 110 °F | 120 °F | 130 °F | 140 °F | 150 °F |
| 1/2"   | PVC Sch. 40                | 300                     | 264   | 225   | 186    | 150    | 120    | 90     | 66     | NR     |
|        | PVC Sch. 80 / CPVC Sch. 80 | 425                     | 374   | 319   | 264    | 213    | 170    | 128    | 94     | NR     |
| 3/4"   | PVC Sch. 40                | 240                     | 211   | 180   | 149    | 120    | 96     | 72     | 53     | NR     |
|        | PVC Sch. 80 / CPVC Sch. 80 | 345                     | 304   | 259   | 214    | 173    | 138    | 104    | 76     | NR     |
| 1"     | PVC Sch. 40                | 225                     | 198   | 169   | 140    | 113    | 90     | 68     | 50     | NR     |
|        | PVC Sch. 80 / CPVC Sch. 80 | 315                     | 277   | 236   | 195    | 158    | 126    | 95     | 69     | NR     |
| 1-1/4" | PVC Sch. 40                | 185                     | 163   | 139   | 115    | 93     | 74     | 56     | 41     | NR     |
|        | PVC Sch. 80 / CPVC Sch. 80 | 260                     | 229   | 195   | 161    | 130    | 104    | 78     | 57     | NR     |
| 1-1/2" | PVC Sch. 40                | 165                     | 145   | 124   | 102    | 83     | 66     | 50     | 36     | NR     |
|        | PVC Sch. 80 / CPVC Sch. 80 | 235                     | 207   | 176   | 146    | 118    | 94     | 71     | 52     | NR     |
| 2"     | PVC Sch. 40                | 140                     | 123   | 105   | 87     | 70     | 56     | 42     | 31     | NR     |
|        | PVC Sch. 80 / CPVC Sch. 80 | 200                     | 176   | 150   | 124    | 100    | 80     | 60     | 44     | NR     |
| 3"     | PVC Sch. 40                | 130                     | 114   | 98    | 81     | 65     | 52     | 39     | 29     | NR     |
|        | PVC Sch. 80 / CPVC Sch. 80 | 185                     | 163   | 139   | 115    | 93     | 74     | 56     | 41     | NR     |
| 4"     | PVC Sch. 40                | 110                     | 97    | 83    | 68     | 55     | 44     | 33     | 24     | NR     |
|        | PVC Sch. 80 / CPVC Sch. 80 | 160                     | 141   | 120   | 99     | 80     | 64     | 48     | 35     | NR     |
| 6"     | PVC Sch. 40                | 90                      | 79    | 68    | 56     | 45     | 36     | 27     | 20     | NR     |

Note: Threading of PVC Schedule 40 and CPVC Schedule 80 pipe is not recommended.  
Threading pipe over 4" in diameter is not recommended.

## PVC Schedule 40 Pressure Ratings

| Size | Pipe | Pressure Rating (psi) @ 73°F |                   |         |        |
|------|------|------------------------------|-------------------|---------|--------|
|      |      | Socket Fittings              | Threaded Fittings | Flanges | Unions |
| ½"   | 600  | 360                          | 300               | 150     | 235    |
| ¾"   | 480  | 288                          | 240               | 150     | 235    |
| 1"   | 450  | 270                          | 225               | 150     | 235    |
| 1¼"  | 370  | 222                          | 185               | 150     | 235    |
| 1½"  | 330  | 198                          | 165               | 150     | 235    |
| 2"   | 280  | 168                          | 140               | 150     | 235    |
| 2½"  | 300  | 180                          | 150               | 150     | -      |
| 3"   | 260  | 156                          | 130               | 150     | 235    |
| 4"   | 220  | 132                          | 110               | 150     | -      |
| 5"   | 190  | 114                          | 95                | -       | -      |
| 6"   | 180  | 108                          | 90                | 150     | -      |
| 8"   | 160  | 96                           | 80                | 150     | -      |
| 10"  | 140  | 84                           | 70                | 150     | -      |
| 12"  | 130  | 78                           | 65                | 150     | -      |
| 14"  | 130  | 78                           | 65                | -       | -      |
| 16"  | 130  | 78                           | 65                | -       | -      |

| Pipe | Pressure Rating (psi) @ 140°F |                   |         |        | Unions |
|------|-------------------------------|-------------------|---------|--------|--------|
|      | Socket Fittings               | Threaded Fittings | Flanges | Unions |        |
| 132  | 79                            | 66                | 33      | 52     |        |
| 106  | 63                            | 53                | 33      | 52     |        |
| 99   | 59                            | 50                | 33      | 52     |        |
| 81   | 49                            | 41                | 33      | 52     |        |
| 73   | 44                            | 36                | 33      | 52     |        |
| 62   | 37                            | 31                | 33      | 52     |        |
| 66   | 40                            | 33                | 33      | -      |        |
| 57   | 34                            | 29                | 33      | 52     |        |
| 48   | 29                            | 24                | 33      | -      |        |
| 42   | 25                            | 21                | -       | -      |        |
| 40   | 24                            | 20                | 33      | -      |        |
| 35   | 21                            | 18                | 33      | -      |        |
| 31   | 18                            | 15                | 33      | -      |        |
| 29   | 17                            | 14                | 33      | -      |        |
| 29   | 17                            | 14                | -       | -      |        |
| 29   | 17                            | 14                | -       | -      |        |

## PVC Schedule 80 Pressure Ratings

| Size | Pipe | Pressure Rating (psi) @ 73°F |                   |         |                 |
|------|------|------------------------------|-------------------|---------|-----------------|
|      |      | Socket Fittings              | Threaded Fittings | Flanges | Unions (Socket) |
| ½"   | 850  | 510                          | 425               | 150     | 235             |
| ¾"   | 690  | 414                          | 345               | 150     | 235             |
| 1"   | 630  | 378                          | 315               | 150     | 235             |
| 1¼"  | 520  | 312                          | 260               | 150     | 235             |
| 1½"  | 470  | 282                          | 235               | 150     | 235             |
| 2"   | 400  | 240                          | 200               | 150     | 235             |
| 2½"  | 420  | 252                          | 210               | 150     | -               |
| 3"   | 370  | 222                          | 185               | 150     | 235             |
| 4"   | 320  | 192                          | 160               | 150     | -               |
| 5"   | 290  | 174                          | 145               | -       | -               |
| 6"   | 280  | 168                          | 140               | 150     | -               |
| 8"   | 250  | 150                          | 125               | 150     | -               |
| 10"  | 230  | 138                          | 115               | 150     | -               |
| 12"  | 230  | 138                          | 115               | 150     | -               |
| 14"  | 220  | 132                          | 110               | -       | -               |
| 16"  | 220  | 132                          | 110               | -       | -               |

| Pipe | Pressure Rating (psi) @ 140°F |                   |         |                 | Unions (Socket) |
|------|-------------------------------|-------------------|---------|-----------------|-----------------|
|      | Socket Fittings               | Threaded Fittings | Flanges | Unions (Socket) |                 |
| 187  | 112                           | 94                | 33      | 52              |                 |
| 152  | 91                            | 76                | 33      | 52              |                 |
| 139  | 83                            | 69                | 33      | 52              |                 |
| 114  | 69                            | 57                | 33      | 52              |                 |
| 103  | 62                            | 52                | 33      | 52              |                 |
| 88   | 53                            | 44                | 33      | 52              |                 |
| 92   | 55                            | 46                | 33      | -               |                 |
| 81   | 49                            | 41                | 33      | 52              |                 |
| 70   | 42                            | 35                | 33      | -               |                 |
| 64   | 38                            | 32                | -       | -               |                 |
| 62   | 37                            | 31                | 33      | -               |                 |
| 55   | 33                            | 28                | 33      | -               |                 |
| 51   | 30                            | 25                | 33      | -               |                 |
| 51   | 30                            | 25                | 33      | -               |                 |
| 48   | 29                            | 24                | -       | -               |                 |
| 48   | 29                            | 24                | -       | -               |                 |

## NOTICE

Do not exceed the maximum working pressure of any system components including pipe, fittings, valves, molded or cut threads, unions, mechanical coupling or flanges.

- The pressure rating of all components must be reduced at temperatures above 73 degrees F. Refer to de-rating table in this manual.
- Exceeding the maximum working temperature or pressure of the system may result in system failure and property damage.

## Fluid Flow Properties

### Gravity Flow

#### Manning Roughness Factor ("N" Value)

Fluid velocity, pipe size and hydraulic slope for gravity drainage can be determined using the Manning "N" value. This coefficient relates to the interior wall smoothness of pipe and is used for liquids with a steady flow, at a constant depth, in a prismatic open channel. The Manning's equation is shown below:

$$V = \frac{1.486 R^{2/3} S^{1/2}}{N}$$

Where:

V = Velocity of flow, ft./second

N = Manning's value

r = hydraulic radius, ft. obtained by dividing the cross sectional area of flow by the wetted perimeter of the pipe in contact with the flow. R is a special case for v with pipes either 1/2 full or full:

R = Inside diameter / 4, in feet

$$S = \frac{\text{Upstream elevation} - \text{Down stream elevation}}{\text{pipe length}} \text{ (ft./ft.)}$$

Example 1:

2" diameter Schedule 40 PVC,

flowing full 30 foot pipe run, 7.5 inch drop

$$S = \frac{17.5'' - 10.0''}{30 \text{ ft.}} = 0.0208 \text{ ft./ft.}$$

$$R = \frac{2.067''}{4} = 0.043 \text{ ft.}$$

$$V = \frac{1.486 R^{2/3} S^{1/2}}{N}$$

Manning's "N" value is generally accepted as 0.009 for Designing gravity sewer systems

$$V = \frac{1.486 (0.043)^{2/3} (0.0208)^{1/2}}{0.009}$$

$$V = 2.9 \text{ ft./second}$$

Example 2:

4" diameter Schedule 40 ABS, flowing 1/2 full

10 foot pipe run, 1.5 inch drop

$$S = \frac{20'' - 18.5''}{10 \text{ ft.}} = 0.0125 \text{ ft./ft.}$$

$$R = \frac{4.026''}{4} = 0.0839 \text{ ft.}$$

Assume "N" to be 0.010

$$V = \frac{1.486 (0.0839)^{2/3} (0.0125)^{1/2}}{0.010}$$

$$V = 3.2 \text{ ft./second}$$

It is widely recommended that the flow velocity in sanitary sewer systems to be equal to or greater than 2.0 feet per second for self cleaning drain lines.

Laboratory tests have shown that the "N" value for ABS and PVC pipe ranges from .008 to .012. The table below shows "N" values for other piping materials.

#### "N" Values For Typical Piping Materials

| Piping Material     | "N" Values  |
|---------------------|-------------|
| Cast Iron           | .011 - .015 |
| Finished Concrete   | .011 - .015 |
| Unfinished Concrete | .013 - .017 |
| Corrugated Metal    | .021 - .027 |
| Glass               | .009 - .013 |
| Clay                | .011 - .017 |

### Fluid Flow Rate

Calculation of Volume Flow Rate:

$$Q = aV$$

Where:

a = Cross sectional area of flow, ft.<sup>2</sup>

V = Flow Velocity, ft/sec

Q = Volume flow rate, ft<sup>3</sup>/sec

Example 1:

2" Schedule 40 PVC

Where:

di=inside diameter of pipe in inches

$$a = \frac{\pi di^2}{4} = \frac{\pi (2.06712)^2}{4} = 0.0233 \text{ ft}^2$$

$$V = 2.9 \text{ ft/sec}$$

$$Q = 0.0233 \times 2.9 = 0.0676 \text{ ft}^3/\text{sec}$$

$$Q = \frac{0.0676 \text{ ft}^3}{\text{sec}} \times \frac{7.48 \text{ gal}}{\text{ft}^3} \times \frac{60 \text{ sec}}{\text{min}} = \frac{30.3 \text{ gals}}{\text{min}}$$

Example 2:

4" Schedule 40 PVC

$$a = \frac{\pi (di)^2}{4} = \frac{\pi (4.02612)^2}{4} = .088 \text{ ft}^2$$

$$V = 3.2 \text{ ft/sec}$$

$$Q = .088 \times 3.2 = 0.283 \text{ ft}^3/\text{sec}$$

$$Q = \frac{0.283 \text{ ft}^3}{\text{sec}} \times \frac{7.48 \text{ gal}}{\text{ft}^3} \times \frac{60 \text{ sec}}{\text{min}} = \frac{127 \text{ gals}}{\text{min}}$$

## Pressure Flow

Friction loss through PVC pipe is normally obtained by using the Hazen-Williams equation shown below for water:

$$f = 0.2083 \times \left(\frac{100}{C}\right)^{1.852} \times \frac{Q^{1.852}}{di^{4.8655}}$$

Where:

- f = friction head loss in feet of water per 100 feet of pipe
- C = constant for inside pipe roughness (C = 150 for ABS and PVC pipe)
- Q = flow in U.S. gallons per minute
- di = inside diameter of pipe in inches

## Water Velocities

Water velocities in feet per second may be calculated as follows:

$$V = 0.408709 \frac{Q}{di^2}$$

Where:

- V = velocity in feet per second
- Q = flow in U.S. gallons per minute
- di = inside diameter of pipe in inches

## Friction Loss Through Fittings

The friction loss through fittings is considered to be equivalent to the loss through a certain number of linear feet of pipe of the same diameter as the fittings. To determine the loss through a piping system, add together the number of "equivalent feet" calculated for the fittings in the system.

The chart below shows approximate friction losses, in equivalent feet, for a variety of Schedule 40 & 80 PVC and CPVC fittings of different sizes.

### Approximate Friction Loss For PVC and CPVC Fittings In Equivalent Feet Of Straight Pipe

| Fitting             | ½"  | ¾"  | 1"  | 1¼"  | 1½" | 2"   | 2½"  | 3"   | 4"   | 6"   | 8"   |
|---------------------|-----|-----|-----|------|-----|------|------|------|------|------|------|
| Tee (Run)           | 1.0 | 1.4 | 1.7 | 2.3  | 2.7 | 4.3  | 5.1  | 6.2  | 8.3  | 12.5 | 16.5 |
| Tee (Branch)        | 4.0 | 5.0 | 6.0 | 7.3  | 8.4 | 12.0 | 15.0 | 16.4 | 22.0 | 32.7 | 49.0 |
| 90° Elbow           | 1.5 | 2.0 | 2.5 | 3.8  | 4.0 | 5.7  | 6.9  | 7.9  | 12.0 | 18.0 | 22.0 |
| 45° Elbow           | .80 | 1.1 | 1.4 | 1.8  | 2.1 | 2.6  | 3.1  | 4.0  | 5.1  | 8.0  | 10.6 |
| Male/Female Adapter | 1.0 | 1.5 | 2.0 | 2.75 | 3.5 | 4.5  | 5.5  | 6.5  | 9.0  | 14.0 | —    |

The table on page 49 shows friction heads in feet and friction losses in psi for Schedule 40 pipe. It also shows the gallons per minute (GPM) and velocities (in feet per second) for various pipe sizes.



## Water Hammer

Water hammer is a term used to describe the sudden increase in pressure created by quickly stopping, starting, or changing the direction of the flow of fluid in a piping system. Typical actions which cause water hammer are:

- (1) Quickly closing a valve.
- (2) Quickly opening a valve.
- (3) Starting pumps with an empty discharge line.
- (4) A high speed wall of liquid (such as starting a pump) suddenly changes direction (such as going through a 90° elbow).
- (5) Moving entrapped air through the system.

The pressure increase generated must be added to the fluid pressure already existing in the piping system to determine the total pressure the system must withstand. **CAUTION!** If water hammer is not accounted for, the sudden pressure surge could be enough to burst the pipe, or break the fittings or valves.

Taking the following measures will help prevent problems:

- (1) Keep fluid velocities under 5 feet per second for PVC and 8 feet per second for CTS CPVC.
- (2) Use actuated valves with controlled opening and closing speeds.
- (3) Instruct operators of manual valves on the proper opening and closing speeds.
- (4) When starting a pump, partially close the valve in the discharge line to minimize the volume of liquid accelerating through the system. Fully open the valve after the line is completely filled.
- (5) Use a check valve in the pipe line, near the pump, to keep the line full.
- (6) Use air relief valves to control the amount of air that is admitted or exhausted throughout the piping system.
- (7) Design the piping system so that the total pressure (operating plus water hammer surge) does not exceed the pressure rating of the lowest rated component in the system.

## How To Use The Nomograph On The Following Page:

1. Liquid Velocity (feet/second), pipeline length (feet), and valve closing time (seconds) must be known.
2. Place a straight edge on the liquid velocity in pipe (line A) and the pipeline length (line D).
3. Mark intersection of straight edge with pivot line (line C).
4. Place straight edge on mark just placed on pivot line (line C) and on valve closing time for valve being used (line A).
5. The intersection of the straight edge with the pressure increase line (line B) is the liquid momentum surge pressure (water hammer).

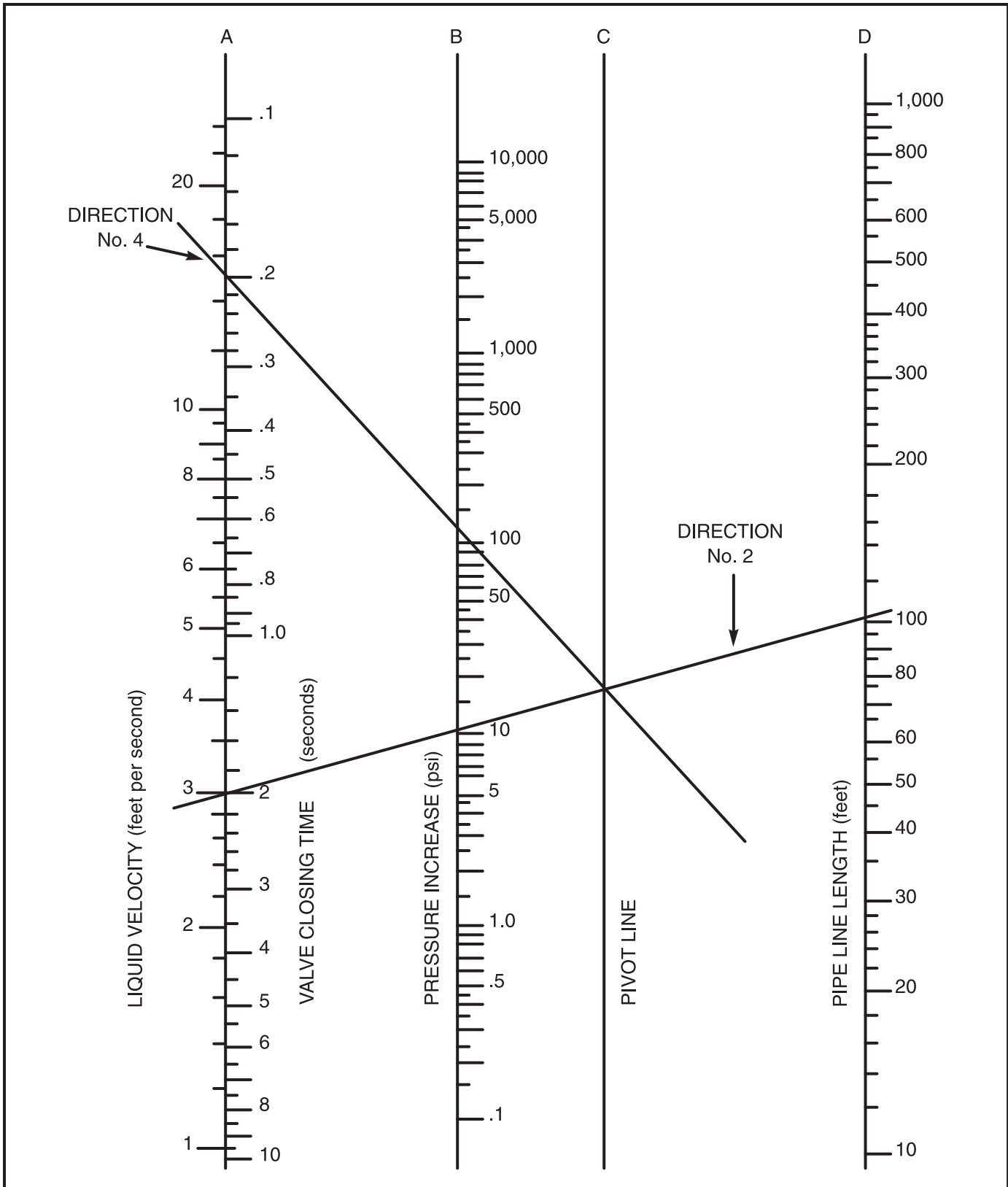
The liquid momentum surge pressure should be added to the operating line pressure to determine the system's maximum line pressure. The maximum line pressure is used to select the proper pipe schedule or wall thickness.

The nomograph is based on the formula

$$P = \frac{0.070VL}{T}$$

where P is increase in pressure due to momentum surge in psi, L is pipeline length in feet, V is liquid velocity in feet per second, and T is valve closing time in seconds.

## Water Hammer Nomograph



## Entrapped Air

### Source

There are many potential sources for air in pipelines. Air may be introduced at the point where fluid enters the system or during initial filling of the system.

### Problem

Air in a piping system tends to accumulate at high points in the system. As the flowrate increases, the entrapped air is forced along the pipeline by the moving water. These pockets of air cause flow restrictions reducing the efficiency and performance of the system. Water is about 5 times more dense than air at 100 psi, so when a pocket of air reaches an outlet, it escapes rapidly and water rushes to replace the void. Such pressure surges can easily exceed the strength of a piping system and its components.



## WARNING

### Entrapped Air

- Pressure surges associated with entrapped air may result in serious personal injury, system failure, and property damage.
- Install air relief valves at the high points in a system to vent air that accumulates during service.
- Failure to bleed trapped air may give faulty test results and may result in an explosion.

### Solution

Designers should be concerned about entrapped air, but the issue of entrapped air is very complex. The behavior of air in a piping system is not easy to analyze, but the effects can be devastating. Obviously, the best way to reduce problems would be to prevent air from entering the system. Systems should be filled slowly and air vented from the high points before the system is pressurized. Additionally, air relief valves should be installed at high points in the system to vent air that accumulates during service.

## WEATHERING

### UV Exposure

PVC, CPVC and ABS pipe can suffer surface discoloration when exposed to ultraviolet (UV) radiation from sunlight. UV radiation affects PVC, CPVC and ABS when energy from the sun causes excitation of the molecular bonds in the plastic. The resulting reaction occurs only on the exposed surface of the pipe and to the extremely shallow depths of .001 to .003 inches. The effect does not continue when exposure to sunlight is terminated.

A two-year study was undertaken to quantify the effects of UV radiation on the properties of PVC pipe (See Uni-Bell's UNI-TR-5). The study found that exposure to UV radiation results in a change in the pipe's surface color and a reduction in impact strength. Other properties such as tensile strength (pressure rating) and modulus of elasticity (pipe stiffness) are not adversely affected.

The presence of an opaque shield between the sun and the pipe prevents UV degradation. UV radiation will not penetrate thin shields such as paint coatings or wrappings. Burial of PVC, CPVC and ABS pipe provides complete protection against UV attack.

The most common method used to protect above ground PVC, CPVC and ABS pipe from the sun is painting with a latex (water base) paint. Preparation of the surface to be painted is very important. The pipe should be cleaned to remove moisture, dirt, and oil and wiped with a clean, dry cloth. **NOTICE:** Petroleum-based paints should not be used, since the presence of petroleum will prevent proper bonding of paint to pipe.

Reference: Uni-Bell PVC Pipe Association 2001.

### Heat Build-Up

In addition to considering ambient air and operating temperatures in a piping system, piping designers must consider the radiant effect of sunlight when selecting piping material. Testing to the ASTM D 4803 Standard Test Method for Predicting Heat Build-up in PVC Building Products indicates that radiant heat from the sun can increase pipe surface temperatures by 50°F or more, possibly causing a piping system to exceed maximum working temperature or de-rated pressure carrying capability. Painting dark colored pipe with a light pigmented water based paint may reduce, but will not eliminate heat build-up.

# FRICION LOSS AND FLOW VELOCITY FOR SCHEDULE 40 THERMOPLASTIC PIPE

(Friction head and friction loss are per 100 feet of pipe.) NOTICE: Flow velocity should not exceed 5 feet per second. Velocities in excess of 5 feet per second may result in system failure and property damage.

| Gallons Per Minute | 1/2 in.                  |                    |                                      | 3/4 in.                  |                    |                                      | 1 in.                    |                    |                                      | 1 1/4 in.                |                    |                                      | 1 1/2 in.                |                    |                                      | 2 in.                    |                    |                                      | 2 1/2 in.                |                    |                                      | 3 in.                    |                    |                                      |      |      |  |
|--------------------|--------------------------|--------------------|--------------------------------------|--------------------------|--------------------|--------------------------------------|--------------------------|--------------------|--------------------------------------|--------------------------|--------------------|--------------------------------------|--------------------------|--------------------|--------------------------------------|--------------------------|--------------------|--------------------------------------|--------------------------|--------------------|--------------------------------------|--------------------------|--------------------|--------------------------------------|------|------|--|
|                    | Velocity Feet Per Second | Friction Head Feet | Friction Loss Pounds Per Square Inch | Velocity Feet Per Second | Friction Head Feet | Friction Loss Pounds Per Square Inch | Velocity Feet Per Second | Friction Head Feet | Friction Loss Pounds Per Square Inch | Velocity Feet Per Second | Friction Head Feet | Friction Loss Pounds Per Square Inch | Velocity Feet Per Second | Friction Head Feet | Friction Loss Pounds Per Square Inch | Velocity Feet Per Second | Friction Head Feet | Friction Loss Pounds Per Square Inch | Velocity Feet Per Second | Friction Head Feet | Friction Loss Pounds Per Square Inch | Velocity Feet Per Second | Friction Head Feet | Friction Loss Pounds Per Square Inch |      |      |  |
| 1                  | 1.13                     | 1.16               | 0.50                                 | 0.63                     | 0.28               | 0.12                                 | 0.77                     | 0.31               | 0.13                                 | 0.03                     | 0.44               | 0.08                                 | 0.03                     | 0.02               | 0.32                                 | 0.04                     | 0.02               | 0.49                                 | 0.06                     | 0.03               | 0.34                                 | 0.02                     | 0.01               | 0.22                                 | 0.01 | 0.00 |  |
| 2                  | 2.26                     | 4.19               | 1.82                                 | 1.26                     | 1.03               | 0.44                                 | 1.93                     | 1.69               | 0.73                                 | 0.19                     | 1.10               | 0.43                                 | 0.19                     | 0.09               | 0.81                                 | 0.20                     | 0.09               | 2.17                                 | 0.16                     | 0.05               | 0.48                                 | 0.05                     | 0.02               | 0.31                                 | 0.02 | 0.01 |  |
| 5                  | 5.64                     | 22.88              | 9.92                                 | 3.16                     | 5.60               | 2.43                                 | 5.70                     | 3.14               | 1.36                                 | 0.35                     | 1.55               | 0.83                                 | 0.35                     | 0.16               | 1.13                                 | 0.38                     | 0.16               | 4.31                                 | 0.21                     | 0.09               | 0.68                                 | 0.09                     | 0.04               | 0.44                                 | 0.03 | 0.01 |  |
| 7                  | 7.89                     | 42.66              | 18.50                                | 4.43                     | 10.44              | 4.53                                 | 4.70                     | 6.08               | 2.64                                 | 0.68                     | 2.21               | 1.57                                 | 0.68                     | 0.32               | 1.62                                 | 0.73                     | 0.32               | 5.79                                 | 0.21                     | 0.09               | 1.03                                 | 0.19                     | 0.04               | 0.66                                 | 0.07 | 0.03 |  |
| 10                 | 11.28                    | 82.59              | 35.81                                | 6.32                     | 20.21              | 8.76                                 | 3.86                     | 6.08               | 2.64                                 | 1.44                     | 3.31               | 3.32                                 | 1.44                     | 0.67               | 2.42                                 | 1.55                     | 0.67               | 8.48                                 | 0.21                     | 0.09               | 1.37                                 | 0.33                     | 0.14               | 0.88                                 | 0.11 | 0.05 |  |
| 15                 |                          |                    |                                      | 9.48                     | 42.82              | 18.56                                | 5.79                     | 12.89              | 5.59                                 | 3.31                     | 4.42               | 5.65                                 | 2.45                     | 1.15               | 3.23                                 | 2.64                     | 1.15               | 11.95                                | 0.21                     | 0.09               | 1.71                                 | 0.49                     | 0.21               | 1.10                                 | 0.17 | 0.07 |  |
| 20                 | 0.51                     | 0.03               | 0.01                                 | 12.63                    | 72.95              | 31.63                                | 7.72                     | 21.96              | 9.52                                 | 4.42                     | 5.52               | 8.55                                 | 3.71                     | 1.73               | 4.04                                 | 4.00                     | 1.73               | 2.44                                 | 1.17                     | 0.51               | 2.05                                 | 0.69                     | 0.30               | 1.33                                 | 0.24 | 0.10 |  |
| 25                 | 0.64                     | 0.05               | 0.02                                 |                          |                    |                                      | 9.65                     | 33.20              | 14.39                                | 6.63                     | 6.63               | 11.98                                | 5.19                     | 2.43               | 5.66                                 | 7.45                     | 2.43               | 3.41                                 | 2.18                     | 1.21               | 2.39                                 | 0.92                     | 0.40               | 1.55                                 | 0.32 | 0.14 |  |
| 30                 | 0.77                     | 0.06               | 0.03                                 | 0.49                     | 0.02               | 0.01                                 | 11.58                    | 46.54              | 20.17                                | 7.73                     | 15.94              | 6.91                                 | 5.66                     | 3.23               | 6.47                                 | 9.54                     | 4.14               | 3.90                                 | 2.79                     | 1.21               | 2.73                                 | 1.18                     | 0.51               | 1.77                                 | 0.41 | 0.18 |  |
| 35                 | 0.89                     | 0.08               | 0.04                                 | 0.57                     | 0.03               | 0.01                                 |                          |                    |                                      | 8.84                     | 20.41              | 8.85                                 | 6.47                     | 4.14               | 7.27                                 | 11.87                    | 5.15               | 4.39                                 | 3.42                     | 1.51               | 3.08                                 | 1.46                     | 0.63               | 1.99                                 | 0.51 | 0.22 |  |
| 40                 | 1.02                     | 0.11               | 0.05                                 | 0.65                     | 0.04               | 0.02                                 |                          |                    |                                      | 9.94                     | 25.39              | 11.01                                | 8.08                     | 14.43              | 8.08                                 | 14.43                    | 6.25               | 4.88                                 | 4.22                     | 1.83               | 3.42                                 | 1.78                     | 0.77               | 2.21                                 | 0.61 | 0.27 |  |
| 45                 | 1.15                     | 0.13               | 0.06                                 | 0.73                     | 0.04               | 0.02                                 |                          |                    |                                      | 11.05                    | 30.86              | 13.38                                | 9.70                     | 20.22              | 9.70                                 | 20.22                    | 8.77               | 5.85                                 | 5.92                     | 2.56               | 4.10                                 | 2.49                     | 1.08               | 2.65                                 | 0.86 | 0.37 |  |
| 50                 | 1.28                     | 0.16               | 0.07                                 | 0.81                     | 0.05               | 0.02                                 |                          |                    |                                      |                          |                    |                                      |                          |                    |                                      |                          |                    | 6.83                                 | 7.87                     | 3.41               | 4.79                                 | 3.32                     | 1.44               | 3.09                                 | 1.15 | 0.50 |  |
| 60                 | 1.53                     | 0.23               | 0.10                                 | 0.97                     | 0.08               | 0.03                                 |                          |                    |                                      |                          |                    |                                      |                          |                    |                                      |                          |                    | 7.32                                 | 8.94                     | 3.88               | 5.13                                 | 3.77                     | 1.63               | 3.31                                 | 1.30 | 0.56 |  |
| 70                 | 1.79                     | 0.30               | 0.13                                 | 1.14                     | 0.10               | 0.04                                 |                          |                    |                                      |                          |                    |                                      |                          |                    |                                      |                          |                    | 7.80                                 | 10.08                    | 4.37               | 5.47                                 | 4.25                     | 1.84               | 3.53                                 | 1.47 | 0.64 |  |
| 80                 | 2.05                     | 0.39               | 0.17                                 | 1.30                     | 0.13               | 0.06                                 |                          |                    |                                      |                          |                    |                                      |                          |                    |                                      |                          |                    | 8.78                                 | 12.53                    | 5.43               | 6.15                                 | 5.28                     | 2.29               | 3.98                                 | 1.82 | 0.79 |  |
| 90                 | 2.30                     | 0.48               | 0.21                                 | 1.46                     | 0.16               | 0.07                                 |                          |                    |                                      |                          |                    |                                      |                          |                    |                                      |                          |                    | 9.75                                 | 15.23                    | 6.60               | 8.55                                 | 9.58                     | 4.21               | 5.52                                 | 3.35 | 1.45 |  |
| 100                | 2.56                     | 0.59               | 0.25                                 | 1.62                     | 0.19               | 0.08                                 |                          |                    |                                      |                          |                    |                                      |                          |                    |                                      |                          |                    | 10.26                                | 13.60                    | 5.90               | 10.26                                | 13.60                    | 5.90               | 6.63                                 | 4.70 | 2.04 |  |
| 125                | 3.20                     | 0.88               | 0.38                                 | 2.03                     | 0.29               | 0.13                                 |                          |                    |                                      |                          |                    |                                      |                          |                    |                                      |                          |                    |                                      |                          |                    |                                      |                          |                    |                                      |      |      |  |
| 150                | 3.84                     | 1.24               | 0.54                                 | 2.44                     | 0.41               | 0.18                                 |                          |                    |                                      |                          |                    |                                      |                          |                    |                                      |                          |                    |                                      |                          |                    |                                      |                          |                    |                                      |      |      |  |
| 175                | 4.47                     | 1.65               | 0.71                                 | 2.84                     | 0.55               | 0.24                                 |                          |                    |                                      |                          |                    |                                      |                          |                    |                                      |                          |                    |                                      |                          |                    |                                      |                          |                    |                                      |      |      |  |
| 200                | 5.11                     | 2.08               | 0.90                                 | 3.25                     | 0.70               | 0.30                                 |                          |                    |                                      |                          |                    |                                      |                          |                    |                                      |                          |                    |                                      |                          |                    |                                      |                          |                    |                                      |      |      |  |
| 250                | 6.39                     | 3.20               | 1.39                                 | 4.06                     | 1.06               | 0.46                                 |                          |                    |                                      |                          |                    |                                      |                          |                    |                                      |                          |                    |                                      |                          |                    |                                      |                          |                    |                                      |      |      |  |
| 300                | 7.67                     | 4.49               | 1.95                                 | 4.87                     | 1.49               | 0.65                                 |                          |                    |                                      |                          |                    |                                      |                          |                    |                                      |                          |                    |                                      |                          |                    |                                      |                          |                    |                                      |      |      |  |
| 350                | 8.95                     | 5.97               | 2.59                                 | 5.69                     | 1.98               | 0.86                                 |                          |                    |                                      |                          |                    |                                      |                          |                    |                                      |                          |                    |                                      |                          |                    |                                      |                          |                    |                                      |      |      |  |
| 400                | 10.23                    | 7.52               | 3.26                                 | 6.50                     | 2.54               | 1.10                                 |                          |                    |                                      |                          |                    |                                      |                          |                    |                                      |                          |                    |                                      |                          |                    |                                      |                          |                    |                                      |      |      |  |
| 450                |                          |                    |                                      | 7.31                     | 3.15               | 1.37                                 |                          |                    |                                      |                          |                    |                                      |                          |                    |                                      |                          |                    |                                      |                          |                    |                                      |                          |                    |                                      |      |      |  |
| 500                |                          |                    |                                      | 8.12                     | 3.83               | 1.66                                 |                          |                    |                                      |                          |                    |                                      |                          |                    |                                      |                          |                    |                                      |                          |                    |                                      |                          |                    |                                      |      |      |  |
| 750                |                          |                    |                                      |                          |                    |                                      |                          |                    |                                      |                          |                    |                                      |                          |                    |                                      |                          |                    |                                      |                          |                    |                                      |                          |                    |                                      |      |      |  |
| 1000               |                          |                    |                                      |                          |                    |                                      |                          |                    |                                      |                          |                    |                                      |                          |                    |                                      |                          |                    |                                      |                          |                    |                                      |                          |                    |                                      |      |      |  |
| 1250               |                          |                    |                                      |                          |                    |                                      |                          |                    |                                      |                          |                    |                                      |                          |                    |                                      |                          |                    |                                      |                          |                    |                                      |                          |                    |                                      |      |      |  |
| 1500               |                          |                    |                                      |                          |                    |                                      |                          |                    |                                      |                          |                    |                                      |                          |                    |                                      |                          |                    |                                      |                          |                    |                                      |                          |                    |                                      |      |      |  |
| 2000               |                          |                    |                                      |                          |                    |                                      |                          |                    |                                      |                          |                    |                                      |                          |                    |                                      |                          |                    |                                      |                          |                    |                                      |                          |                    |                                      |      |      |  |
| 2500               |                          |                    |                                      |                          |                    |                                      |                          |                    |                                      |                          |                    |                                      |                          |                    |                                      |                          |                    |                                      |                          |                    |                                      |                          |                    |                                      |      |      |  |
| 3000               |                          |                    |                                      |                          |                    |                                      |                          |                    |                                      |                          |                    |                                      |                          |                    |                                      |                          |                    |                                      |                          |                    |                                      |                          |                    |                                      |      |      |  |
| 3500               |                          |                    |                                      |                          |                    |                                      |                          |                    |                                      |                          |                    |                                      |                          |                    |                                      |                          |                    |                                      |                          |                    |                                      |                          |                    |                                      |      |      |  |
| 4000               |                          |                    |                                      |                          |                    |                                      |                          |                    |                                      |                          |                    |                                      |                          |                    |                                      |                          |                    |                                      |                          |                    |                                      |                          |                    |                                      |      |      |  |
| 4500               |                          |                    |                                      |                          |                    |                                      |                          |                    |                                      |                          |                    |                                      |                          |                    |                                      |                          |                    |                                      |                          |                    |                                      |                          |                    |                                      |      |      |  |
| 5000               |                          |                    |                                      |                          |                    |                                      |                          |                    |                                      |                          |                    |                                      |                          |                    |                                      |                          |                    |                                      |                          |                    |                                      |                          |                    |                                      |      |      |  |
| 5500               |                          |                    |                                      |                          |                    |                                      |                          |                    |                                      |                          |                    |                                      |                          |                    |                                      |                          |                    |                                      |                          |                    |                                      |                          |                    |                                      |      |      |  |
| 6000               |                          |                    |                                      |                          |                    |                                      |                          |                    |                                      |                          |                    |                                      |                          |                    |                                      |                          |                    |                                      |                          |                    |                                      |                          |                    |                                      |      |      |  |
| 7000               |                          |                    |                                      |                          |                    |                                      |                          |                    |                                      |                          |                    |                                      |                          |                    |                                      |                          |                    |                                      |                          |                    |                                      |                          |                    |                                      |      |      |  |
| 8000               |                          |                    |                                      |                          |                    |                                      |                          |                    |                                      |                          |                    |                                      |                          |                    |                                      |                          |                    |                                      |                          |                    |                                      |                          |                    |                                      |      |      |  |
| 8500               |                          |                    |                                      |                          |                    |                                      |                          |                    |                                      |                          |                    |                                      |                          |                    |                                      |                          |                    |                                      |                          |                    |                                      |                          |                    |                                      |      |      |  |
| 9000               |                          |                    |                                      |                          |                    |                                      |                          |                    |                                      |                          |                    |                                      |                          |                    |                                      |                          |                    |                                      |                          |                    |                                      |                          |                    |                                      |      |      |  |
| 9500               |                          |                    |                                      |                          |                    |                                      |                          |                    |                                      |                          |                    |                                      |                          |                    |                                      |                          |                    |                                      |                          |                    |                                      |                          |                    |                                      |      |      |  |
| 10000              |                          |                    |                                      |                          |                    |                                      |                          |                    |                                      |                          |                    |                                      |                          |                    |                                      |                          |                    |                                      |                          |                    |                                      |                          |                    |                                      |      |      |  |

# FRICION LOSS AND FLOW VELOCITY FOR SCHEDULE 80 THERMOPLASTIC PIPE

(Friction head and friction loss are per 100 feet of pipe.)

**NOTICE:** Flow velocity should not exceed 5 feet per second. Velocities in excess of 5 feet per second may result in system failure and property damage.

| Gallons Per Minute | 1/2 in.                  |                    |                                      | 3/4 in.                  |                    |                                      | 1 in.                    |                    |                                      | 1 1/4 in.                |                    |                                      | 1 1/2 in.                |                    |                                      | 2 in.                    |                    |                                      | 2 1/2 in.                |                    |                                      | 3 in.                    |                    |                                      | 14 in.                   |                    |                                      | 16 in.                   |                    |                                      |      |      |
|--------------------|--------------------------|--------------------|--------------------------------------|--------------------------|--------------------|--------------------------------------|--------------------------|--------------------|--------------------------------------|--------------------------|--------------------|--------------------------------------|--------------------------|--------------------|--------------------------------------|--------------------------|--------------------|--------------------------------------|--------------------------|--------------------|--------------------------------------|--------------------------|--------------------|--------------------------------------|--------------------------|--------------------|--------------------------------------|--------------------------|--------------------|--------------------------------------|------|------|
|                    | Velocity Feet Per Second | Friction Head Feet | Friction Loss Pounds Per Square Inch | Velocity Feet Per Second | Friction Head Feet | Friction Loss Pounds Per Square Inch | Velocity Feet Per Second | Friction Head Feet | Friction Loss Pounds Per Square Inch | Velocity Feet Per Second | Friction Head Feet | Friction Loss Pounds Per Square Inch | Velocity Feet Per Second | Friction Head Feet | Friction Loss Pounds Per Square Inch | Velocity Feet Per Second | Friction Head Feet | Friction Loss Pounds Per Square Inch | Velocity Feet Per Second | Friction Head Feet | Friction Loss Pounds Per Square Inch | Velocity Feet Per Second | Friction Head Feet | Friction Loss Pounds Per Square Inch | Velocity Feet Per Second | Friction Head Feet | Friction Loss Pounds Per Square Inch | Velocity Feet Per Second | Friction Head Feet | Friction Loss Pounds Per Square Inch |      |      |
| 1                  | 1.48                     | 2.24               | 0.97                                 | 0.78                     | 0.048              | 0.21                                 | 0.93                     | 0.49               | 0.21                                 | 0.05                     | 0.12               | 0.52                                 | 0.38                     | 0.05               | 0.02                                 | 0.56                     | 0.08               | 0.04                                 | 0.39                     | 0.03               | 0.01                                 | 0.25                     | 0.01               | 0.01                                 | 0.01                     | 0.01               | 0.01                                 | 0.01                     | 0.01               |                                      |      |      |
| 2                  | 2.95                     | 8.08               | 3.50                                 | 1.57                     | 1.73               | 0.75                                 | 2.33                     | 2.67               | 1.16                                 | 0.28                     | 0.64               | 1.30                                 | 0.94                     | 0.29               | 0.13                                 | 0.94                     | 0.15               | 0.07                                 | 0.55                     | 0.06               | 0.03                                 | 0.35                     | 0.02               | 0.01                                 | 0.02                     | 0.02               | 0.02                                 | 0.02                     | 0.02               |                                      |      |      |
| 5                  | 7.39                     | 44.12              | 19.13                                | 3.92                     | 9.45               | 4.10                                 | 6.27                     | 4.98               | 2.16                                 | 0.52                     | 1.20               | 2.82                                 | 1.31                     | 0.29               | 0.24                                 | 1.12                     | 0.30               | 0.13                                 | 0.78                     | 0.12               | 0.05                                 | 0.50                     | 0.04               | 0.02                                 | 0.04                     | 0.04               | 0.04                                 | 0.04                     | 0.04               |                                      |      |      |
| 7                  | 10.34                    | 82.27              | 35.67                                | 5.49                     | 17.62              | 7.64                                 | 4.67                     | 9.65               | 4.18                                 | 1.00                     | 2.32               | 2.59                                 | 1.88                     | 1.05               | 0.46                                 | 1.12                     | 0.30               | 0.13                                 | 1.17                     | 0.26               | 0.11                                 | 0.75                     | 0.09               | 0.04                                 | 0.07                     | 0.07               | 0.07                                 | 0.07                     | 0.07               |                                      |      |      |
| 10                 |                          |                    |                                      | 7.84                     | 34.11              | 14.79                                | 7.00                     | 20.44              | 8.86                                 | 2.13                     | 4.91               | 3.89                                 | 2.81                     | 2.23               | 0.97                                 | 1.68                     | 0.63               | 0.27                                 | 1.17                     | 0.26               | 0.11                                 | 1.00                     | 0.15               | 0.04                                 | 0.10                     | 0.10               | 0.10                                 | 0.10                     | 0.10               |                                      |      |      |
| 15                 |                          |                    |                                      | 11.76                    | 72.27              | 31.33                                | 9.33                     | 34.82              | 15.10                                | 3.62                     | 8.36               | 5.19                                 | 3.75                     | 3.80               | 1.65                                 | 2.23                     | 1.07               | 0.47                                 | 1.56                     | 0.45               | 0.19                                 | 1.00                     | 0.23               | 0.10                                 | 0.23                     | 0.23               | 0.23                                 | 0.23                     | 0.23               |                                      |      |      |
| 20                 |                          |                    |                                      |                          |                    |                                      | 11.66                    | 52.64              | 22.82                                | 5.48                     | 12.64              | 6.49                                 | 4.69                     | 5.74               | 2.49                                 | 2.79                     | 1.63               | 0.70                                 | 1.95                     | 0.68               | 0.29                                 | 1.25                     | 0.25               | 0.10                                 | 0.25                     | 0.25               | 0.25                                 | 0.25                     | 0.25               |                                      |      |      |
| 25                 |                          |                    |                                      |                          |                    |                                      | 14.00                    | 73.78              | 31.99                                | 7.78                     | 17.71              | 9.68                                 | 5.63                     | 8.04               | 3.49                                 | 3.35                     | 2.28               | 0.99                                 | 2.34                     | 0.95               | 0.41                                 | 1.49                     | 0.32               | 0.14                                 | 0.32                     | 0.32               | 0.32                                 | 0.32                     | 0.32               |                                      |      |      |
| 30                 |                          |                    |                                      |                          |                    |                                      |                          |                    |                                      | 10.21                    | 23.56              | 10.21                                | 6.57                     | 10.70              | 4.64                                 | 3.91                     | 3.03               | 1.31                                 | 2.73                     | 1.26               | 0.55                                 | 1.74                     | 0.43               | 0.18                                 | 0.43                     | 0.43               | 0.43                                 | 0.43                     | 0.43               | 0.43                                 |      |      |
| 35                 |                          |                    |                                      |                          |                    |                                      |                          |                    |                                      | 13.08                    | 30.17              | 13.08                                | 7.50                     | 13.71              | 5.94                                 | 4.47                     | 3.88               | 1.68                                 | 3.12                     | 1.62               | 0.70                                 | 1.99                     | 0.54               | 0.24                                 | 0.54                     | 0.54               | 0.54                                 | 0.54                     | 0.54               | 0.54                                 |      |      |
| 40                 |                          |                    |                                      |                          |                    |                                      |                          |                    |                                      | 16.27                    | 37.53              | 16.27                                | 8.44                     | 17.05              | 7.39                                 | 5.03                     | 4.83               | 2.01                                 | 3.51                     | 2.01               | 0.87                                 | 2.24                     | 0.68               | 0.29                                 | 0.68                     | 0.68               | 0.68                                 | 0.68                     | 0.68               | 0.68                                 |      |      |
| 45                 |                          |                    |                                      |                          |                    |                                      |                          |                    |                                      | 19.78                    | 45.62              | 19.78                                | 9.38                     | 20.72              | 8.98                                 | 5.68                     | 5.87               | 2.54                                 | 3.90                     | 2.45               | 1.06                                 | 2.49                     | 0.82               | 0.36                                 | 0.82                     | 0.82               | 0.82                                 | 0.82                     | 0.82               | 0.82                                 | 0.82 |      |
| 50                 |                          |                    |                                      |                          |                    |                                      |                          |                    |                                      |                          |                    | 11.68                                | 11.68                    | 11.68              | 10.05                                | 10.05                    | 10.05              | 2.54                                 | 4.68                     | 3.43               | 1.49                                 | 2.99                     | 1.15               | 0.50                                 | 1.15                     | 1.15               | 1.15                                 | 1.15                     | 1.15               | 1.15                                 | 1.15 |      |
| 60                 |                          |                    |                                      |                          |                    |                                      |                          |                    |                                      |                          |                    | 12.97                                | 12.97                    | 12.97              | 11.17                                | 11.17                    | 11.17              | 3.56                                 | 6.70                     | 4.74               | 1.98                                 | 3.49                     | 1.54               | 0.76                                 | 1.54                     | 1.54               | 1.54                                 | 1.54                     | 1.54               | 1.54                                 | 1.54 |      |
| 70                 |                          |                    |                                      |                          |                    |                                      |                          |                    |                                      |                          |                    |                                      |                          |                    |                                      |                          |                    | 3.56                                 | 7.82                     | 5.46               | 2.25                                 | 3.74                     | 1.74               | 0.76                                 | 1.74                     | 1.74               | 1.74                                 | 1.74                     | 1.74               | 1.74                                 | 1.74 |      |
| 75                 |                          |                    |                                      |                          |                    |                                      |                          |                    |                                      |                          |                    |                                      |                          |                    |                                      |                          |                    | 3.56                                 | 8.38                     | 5.85               | 2.25                                 | 3.74                     | 1.74               | 0.76                                 | 1.74                     | 1.74               | 1.74                                 | 1.74                     | 1.74               | 1.74                                 | 1.74 |      |
| 80                 |                          |                    |                                      |                          |                    |                                      |                          |                    |                                      |                          |                    |                                      |                          |                    |                                      |                          |                    | 3.56                                 | 8.93                     | 6.23               | 2.53                                 | 3.99                     | 1.97               | 0.85                                 | 1.97                     | 1.97               | 1.97                                 | 1.97                     | 1.97               | 1.97                                 | 1.97 | 1.97 |
| 90                 |                          |                    |                                      |                          |                    |                                      |                          |                    |                                      |                          |                    |                                      |                          |                    |                                      |                          |                    | 3.56                                 | 10.05                    | 7.01               | 2.82                                 | 4.48                     | 2.45               | 1.06                                 | 2.45                     | 2.45               | 2.45                                 | 2.45                     | 2.45               | 2.45                                 | 2.45 | 2.45 |
| 100                |                          |                    |                                      |                          |                    |                                      |                          |                    |                                      |                          |                    |                                      |                          |                    |                                      |                          |                    | 3.56                                 | 11.17                    | 7.79               | 3.16                                 | 4.98                     | 2.97               | 1.29                                 | 2.97                     | 2.97               | 2.97                                 | 2.97                     | 2.97               | 2.97                                 | 2.97 | 2.97 |
| 125                |                          |                    |                                      |                          |                    |                                      |                          |                    |                                      |                          |                    |                                      |                          |                    |                                      |                          |                    | 3.56                                 | 13.34                    | 9.74               | 3.83                                 | 5.78                     | 3.49               | 1.95                                 | 3.49                     | 3.49               | 3.49                                 | 3.49                     | 3.49               | 3.49                                 | 3.49 | 3.49 |
| 150                |                          |                    |                                      |                          |                    |                                      |                          |                    |                                      |                          |                    |                                      |                          |                    |                                      |                          |                    | 3.56                                 | 18.70                    | 11.69              | 5.78                                 | 8.11                     | 4.49               | 2.73                                 | 4.49                     | 4.49               | 4.49                                 | 4.49                     | 4.49               | 4.49                                 | 4.49 | 4.49 |
| 175                |                          |                    |                                      |                          |                    |                                      |                          |                    |                                      |                          |                    |                                      |                          |                    |                                      |                          |                    | 3.56                                 | 21.18                    | 13.34              | 8.11                                 | 9.74                     | 5.78               | 3.49                                 | 5.78                     | 5.78               | 5.78                                 | 5.78                     | 5.78               | 5.78                                 | 5.78 | 5.78 |
| 200                |                          |                    |                                      |                          |                    |                                      |                          |                    |                                      |                          |                    |                                      |                          |                    |                                      |                          |                    | 3.56                                 | 21.18                    | 13.34              | 8.11                                 | 9.74                     | 5.78               | 3.49                                 | 5.78                     | 5.78               | 5.78                                 | 5.78                     | 5.78               | 5.78                                 | 5.78 | 5.78 |
| 250                |                          |                    |                                      |                          |                    |                                      |                          |                    |                                      |                          |                    |                                      |                          |                    |                                      |                          |                    | 3.56                                 | 21.18                    | 13.34              | 8.11                                 | 9.74                     | 5.78               | 3.49                                 | 5.78                     | 5.78               | 5.78                                 | 5.78                     | 5.78               | 5.78                                 | 5.78 | 5.78 |
| 300                |                          |                    |                                      |                          |                    |                                      |                          |                    |                                      |                          |                    |                                      |                          |                    |                                      |                          |                    | 3.56                                 | 21.18                    | 13.34              | 8.11                                 | 9.74                     | 5.78               | 3.49                                 | 5.78                     | 5.78               | 5.78                                 | 5.78                     | 5.78               | 5.78                                 | 5.78 | 5.78 |
| 350                |                          |                    |                                      |                          |                    |                                      |                          |                    |                                      |                          |                    |                                      |                          |                    |                                      |                          |                    | 3.56                                 | 21.18                    | 13.34              | 8.11                                 | 9.74                     | 5.78               | 3.49                                 | 5.78                     | 5.78               | 5.78                                 | 5.78                     | 5.78               | 5.78                                 | 5.78 | 5.78 |
| 400                |                          |                    |                                      |                          |                    |                                      |                          |                    |                                      |                          |                    |                                      |                          |                    |                                      |                          |                    | 3.56                                 | 21.18                    | 13.34              | 8.11                                 | 9.74                     | 5.78               | 3.49                                 | 5.78                     | 5.78               | 5.78                                 | 5.78                     | 5.78               | 5.78                                 | 5.78 | 5.78 |
| 450                |                          |                    |                                      |                          |                    |                                      |                          |                    |                                      |                          |                    |                                      |                          |                    |                                      |                          |                    | 3.56                                 | 21.18                    | 13.34              | 8.11                                 | 9.74                     | 5.78               | 3.49                                 | 5.78                     | 5.78               | 5.78                                 | 5.78                     | 5.78               | 5.78                                 | 5.78 | 5.78 |
| 500                |                          |                    |                                      |                          |                    |                                      |                          |                    |                                      |                          |                    |                                      |                          |                    |                                      |                          |                    | 3.56                                 | 21.18                    | 13.34              | 8.11                                 | 9.74                     | 5.78               | 3.49                                 | 5.78                     | 5.78               | 5.78                                 | 5.78                     | 5.78               | 5.78                                 | 5.78 | 5.78 |
| 750                |                          |                    |                                      |                          |                    |                                      |                          |                    |                                      |                          |                    |                                      |                          |                    |                                      |                          |                    | 3.56                                 | 21.18                    | 13.34              | 8.11                                 | 9.74                     | 5.78               | 3.49                                 | 5.78                     | 5.78               | 5.78                                 | 5.78                     | 5.78               | 5.78                                 | 5.78 | 5.78 |
| 1000               |                          |                    |                                      |                          |                    |                                      |                          |                    |                                      |                          |                    |                                      |                          |                    |                                      |                          |                    | 3.56                                 | 21.18                    | 13.34              | 8.11                                 | 9.74                     | 5.78               | 3.49                                 | 5.78                     | 5.78               | 5.78                                 | 5.78                     | 5.78               | 5.78                                 | 5.78 | 5.78 |
| 1250               |                          |                    |                                      |                          |                    |                                      |                          |                    |                                      |                          |                    |                                      |                          |                    |                                      |                          |                    | 3.56                                 | 21.18                    | 13.34              | 8.11                                 | 9.74                     | 5.78               | 3.49                                 | 5.78                     | 5.78               | 5.78                                 | 5.78                     | 5.78               | 5.78                                 | 5.78 | 5.78 |
| 1500               |                          |                    |                                      |                          |                    |                                      |                          |                    |                                      |                          |                    |                                      |                          |                    |                                      |                          |                    | 3.56                                 | 21.18                    | 13.34              | 8.11                                 | 9.74                     | 5.78               | 3.49                                 | 5.78                     | 5.78               | 5.78                                 | 5.78                     | 5.78               | 5.78                                 | 5.78 | 5.78 |
| 2000               |                          |                    |                                      |                          |                    |                                      |                          |                    |                                      |                          |                    |                                      |                          |                    |                                      |                          |                    | 3.56                                 | 21.18                    | 13.34              | 8.11                                 | 9.74                     | 5.78               | 3.49                                 | 5.78                     | 5.78               | 5.78                                 | 5.78                     | 5.78               | 5.78                                 | 5.78 | 5.78 |
| 2500               |                          |                    |                                      |                          |                    |                                      |                          |                    |                                      |                          |                    |                                      |                          |                    |                                      |                          |                    | 3.56                                 | 21.18                    | 13.34              | 8.11                                 | 9.74                     | 5.78               | 3.49                                 | 5.78                     | 5.78               | 5.78                                 | 5.78                     | 5.78               | 5.78                                 | 5.78 | 5.78 |
| 3000               |                          |                    |                                      |                          |                    |                                      |                          |                    |                                      |                          |                    |                                      |                          |                    |                                      |                          |                    | 3.56                                 | 21.18                    | 13.34              | 8.11                                 | 9.74                     | 5.78               | 3.49                                 | 5.78                     | 5.78               | 5.78                                 | 5.78                     | 5.78               | 5.78                                 | 5.78 | 5.78 |
| 3500               |                          |                    |                                      |                          |                    |                                      |                          |                    |                                      |                          |                    |                                      |                          |                    |                                      |                          |                    | 3.56                                 | 21.18                    | 13.34              | 8.11                                 | 9.74                     | 5.78               | 3.49                                 | 5.78                     | 5.78               | 5.78                                 | 5.78                     | 5.78               | 5.78                                 | 5.78 | 5.78 |
| 4000               |                          |                    |                                      |                          |                    |                                      |                          |                    |                                      |                          |                    |                                      |                          |                    |                                      |                          |                    | 3.56                                 | 21.18                    | 13.34              | 8.11                                 | 9.74                     | 5.78               | 3.49                                 | 5.78                     | 5.78               | 5.78                                 | 5.78                     | 5.78               | 5.78                                 | 5.78 | 5.78 |
| 4500               |                          |                    |                                      |                          |                    |                                      |                          |                    |                                      |                          |                    |                                      |                          |                    |                                      |                          |                    | 3.56                                 | 21.18                    | 13.34              | 8.11                                 | 9.74                     | 5.78               | 3.49                                 | 5.78                     | 5.78               | 5.78                                 | 5.78                     | 5.78               | 5.78                                 | 5.78 | 5.78 |
| 5000               |                          |                    |                                      |                          |                    |                                      |                          |                    |                                      |                          |                    |                                      |                          |                    |                                      |                          |                    | 3.56                                 | 21.18                    | 13.34              | 8.11                                 | 9.74                     | 5.78               | 3.49                                 | 5.78                     | 5.78               | 5.78                                 | 5.78                     | 5.78               | 5.78                                 | 5.78 | 5.78 |
| 5500               |                          |                    |                                      |                          |                    |                                      |                          |                    |                                      |                          |                    |                                      |                          |                    |                                      |                          |                    | 3.56                                 | 21.18                    | 13.34              | 8.11                                 | 9.74                     | 5.78               | 3.49                                 | 5.78                     | 5.78               | 5.78                                 | 5.78                     | 5.78               | 5.78                                 | 5.78 | 5.78 |
| 6000               |                          |                    |                                      |                          |                    |                                      |                          |                    |                                      |                          |                    |                                      |                          |                    |                                      |                          |                    | 3.56                                 | 21.18                    | 13.34              | 8.11                                 | 9.74                     | 5.78               | 3.49                                 | 5.78                     | 5.78               | 5.78                                 | 5.78                     | 5.78               | 5.78                                 | 5.78 | 5.78 |
| 7000               |                          |                    |                                      |                          |                    |                                      |                          |                    |                                      |                          |                    |                                      |                          |                    |                                      |                          |                    | 3.56                                 | 21.18                    | 13.34              | 8.11                                 | 9.74                     | 5.78               | 3.49                                 | 5.78                     | 5.78               | 5.78                                 | 5.78                     | 5.78               | 5.78                                 | 5.78 | 5.78 |
| 8000               |                          |                    |                                      |                          |                    |                                      |                          |                    |                                      |                          |                    |                                      |                          |                    |                                      |                          |                    | 3.56                                 | 21.18                    | 13.34              | 8.11                                 | 9.74                     | 5.78               | 3.49                                 | 5.78                     | 5.78               | 5.78                                 | 5.78                     | 5.78               | 5.78                                 | 5.78 | 5.78 |
| 8500               |                          |                    |                                      |                          |                    |                                      |                          |                    |                                      |                          |                    |                                      |                          |                    |                                      |                          |                    | 3.56                                 | 21.18                    | 13.34              | 8.11                                 | 9.74                     | 5.78               | 3.49                                 | 5.78                     | 5.78               | 5.78                                 | 5.78                     | 5.78               | 5.78                                 | 5.78 | 5.78 |
| 9000               |                          |                    |                                      |                          |                    |                                      |                          |                    |                                      |                          |                    |                                      |                          |                    |                                      |                          |                    | 3.56                                 | 21.18                    | 13.34              | 8.11                                 | 9.74                     | 5.78               | 3.49                                 | 5.78                     | 5.78               | 5.78                                 | 5.78                     | 5.78               | 5.78                                 | 5.78 | 5.78 |
| 9500               |                          |                    |                                      |                          |                    |                                      |                          |                    |                                      |                          |                    |                                      |                          |                    |                                      |                          |                    | 3.56                                 | 21.18                    | 13.34              | 8.11                                 | 9.74                     | 5.78               | 3.49                                 | 5.78                     | 5.78               | 5.78                                 | 5.78                     | 5.78               | 5.78                                 | 5.78 | 5.78 |
| 10000              |                          |                    |                                      |                          |                    |                                      |                          |                    |                                      |                          |                    |                                      |                          |                    |                                      |                          |                    | 3.56                                 | 21.18                    | 13.34              | 8.11                                 | 9.74                     | 5.78               | 3.49                                 | 5.78                     | 5.78               | 5.78                                 | 5.78                     | 5.78               | 5.78                                 | 5.78 | 5.78 |

# FRICITION LOSS AND FLOW VELOCITY FOR SDR 21 THERMOPLASTIC PIPE

(Friction head and friction loss are per 100 feet of pipe.)

**NOTICE: Flow velocity should not exceed 5 feet per second. Velocities in excess of 5 feet per second may result in system failure and property damage.**

| Gallons Per Minute | 1/2 in.                  |                    | 3/4 in.                              |                    | 1 in.                                |                          | 1 1/4 in.          |                                      | 1 1/2 in.                |                    | 2 in.                                |                          | 2 1/2 in.          |                                      | 3 in.                    |                    |
|--------------------|--------------------------|--------------------|--------------------------------------|--------------------|--------------------------------------|--------------------------|--------------------|--------------------------------------|--------------------------|--------------------|--------------------------------------|--------------------------|--------------------|--------------------------------------|--------------------------|--------------------|
|                    | Velocity Feet Per Second | Friction Head Feet | Friction Loss Pounds Per Square Inch | Friction Head Feet | Friction Loss Pounds Per Square Inch | Velocity Feet Per Second | Friction Head Feet | Friction Loss Pounds Per Square Inch | Velocity Feet Per Second | Friction Head Feet | Friction Loss Pounds Per Square Inch | Velocity Feet Per Second | Friction Head Feet | Friction Loss Pounds Per Square Inch | Velocity Feet Per Second | Friction Head Feet |
| 1                  | 0.84                     | 0.57               | 0.25                                 | 0.16               | 0.07                                 | 0.60                     | 0.17               | 0.05                                 | 0.28                     | 0.03               | 0.01                                 | 0.18                     | 0.01               | 0.00                                 | 0.21                     | 0.01               |
| 2                  | 1.69                     | 2.07               | 0.90                                 | 0.56               | 0.24                                 | 1.50                     | 0.91               | 0.29                                 | 0.71                     | 0.15               | 0.06                                 | 0.45                     | 0.05               | 0.02                                 | 0.29                     | 0.01               |
| 5                  | 4.22                     | 11.29              | 4.90                                 | 3.06               | 1.33                                 | 2.09                     | 1.69               | 0.53                                 | 0.99                     | 0.27               | 0.12                                 | 0.63                     | 0.09               | 0.04                                 | 0.43                     | 0.04               |
| 7                  | 5.91                     | 21.06              | 9.13                                 | 5.71               | 2.48                                 | 2.99                     | 3.27               | 1.03                                 | 1.41                     | 0.53               | 0.23                                 | 0.90                     | 0.18               | 0.08                                 | 0.61                     | 0.07               |
| 10                 | 8.44                     | 40.77              | 17.68                                | 11.06              | 4.80                                 | 4.49                     | 6.93               | 2.18                                 | 2.12                     | 0.95               | 0.49                                 | 1.35                     | 0.37               | 0.16                                 | 0.92                     | 0.15               |
| 15                 |                          |                    |                                      | 23.44              | 10.16                                | 4.49                     | 6.93               | 3.00                                 | 2.83                     | 1.91               | 0.83                                 | 1.80                     | 0.64               | 0.28                                 | 1.23                     | 0.25               |
| 20                 |                          |                    |                                      | 39.94              | 17.31                                | 5.98                     | 11.81              | 5.12                                 | 3.54                     | 2.89               | 1.25                                 | 2.25                     | 0.97               | 0.42                                 | 1.53                     | 0.38               |
| 25                 |                          |                    |                                      |                    |                                      | 7.48                     | 17.85              | 7.74                                 | 4.24                     | 4.05               | 1.75                                 | 2.71                     | 1.35               | 0.59                                 | 1.84                     | 0.53               |
| 30                 |                          |                    |                                      |                    |                                      | 8.97                     | 25.02              | 10.85                                | 4.95                     | 5.38               | 2.33                                 | 3.16                     | 1.80               | 0.78                                 | 2.15                     | 0.71               |
| 35                 |                          |                    |                                      |                    |                                      | 10.47                    | 33.28              | 14.43                                | 5.66                     | 6.89               | 2.99                                 | 3.61                     | 2.31               | 1.00                                 | 2.45                     | 0.90               |
| 40                 |                          |                    |                                      |                    |                                      |                          |                    |                                      | 6.36                     | 8.57               | 3.72                                 | 4.06                     | 2.87               | 1.24                                 | 2.76                     | 1.12               |
| 45                 |                          |                    |                                      |                    |                                      |                          |                    |                                      | 7.07                     | 10.42              | 4.52                                 | 4.51                     | 3.49               | 1.51                                 | 3.07                     | 1.37               |
| 50                 |                          |                    |                                      |                    |                                      |                          |                    |                                      | 8.49                     | 14.60              | 6.33                                 | 5.41                     | 4.89               | 2.12                                 | 3.68                     | 1.91               |
| 60                 |                          |                    |                                      |                    |                                      |                          |                    |                                      | 9.90                     | 19.43              | 8.42                                 | 6.31                     | 6.50               | 2.82                                 | 4.29                     | 2.55               |
| 70                 |                          |                    |                                      |                    |                                      |                          |                    |                                      | 10.61                    | 22.08              | 9.57                                 | 6.76                     | 7.39               | 3.20                                 | 4.60                     | 2.89               |
| 75                 |                          |                    |                                      |                    |                                      |                          |                    |                                      |                          |                    |                                      | 7.21                     | 8.32               | 3.61                                 | 3.10                     | 1.10               |
| 80                 |                          |                    |                                      |                    |                                      |                          |                    |                                      |                          |                    |                                      | 8.12                     | 10.35              | 4.49                                 | 3.30                     | 1.25               |
| 90                 |                          |                    |                                      |                    |                                      |                          |                    |                                      |                          |                    |                                      | 9.02                     | 12.58              | 5.46                                 | 3.72                     | 1.55               |
| 100                |                          |                    |                                      |                    |                                      |                          |                    |                                      |                          |                    |                                      |                          |                    |                                      | 4.13                     | 1.88               |
| 125                |                          |                    |                                      |                    |                                      |                          |                    |                                      |                          |                    |                                      |                          |                    |                                      | 5.16                     | 2.85               |
| 1500               |                          |                    |                                      |                    |                                      |                          |                    |                                      |                          |                    |                                      |                          |                    |                                      | 6.19                     | 3.99               |
| 2000               |                          |                    |                                      |                    |                                      |                          |                    |                                      |                          |                    |                                      |                          |                    |                                      | 7.23                     | 5.31               |
| 2500               |                          |                    |                                      |                    |                                      |                          |                    |                                      |                          |                    |                                      |                          |                    |                                      | 8.26                     | 6.80               |
| 3000               |                          |                    |                                      |                    |                                      |                          |                    |                                      |                          |                    |                                      |                          |                    |                                      | 10.32                    | 10.27              |
| 3500               |                          |                    |                                      |                    |                                      |                          |                    |                                      |                          |                    |                                      |                          |                    |                                      |                          |                    |
| 4000               |                          |                    |                                      |                    |                                      |                          |                    |                                      |                          |                    |                                      |                          |                    |                                      |                          |                    |
| 4500               |                          |                    |                                      |                    |                                      |                          |                    |                                      |                          |                    |                                      |                          |                    |                                      |                          |                    |
| 500                |                          |                    |                                      |                    |                                      |                          |                    |                                      |                          |                    |                                      |                          |                    |                                      |                          |                    |
| 500                |                          |                    |                                      |                    |                                      |                          |                    |                                      |                          |                    |                                      |                          |                    |                                      |                          |                    |
| 750                |                          |                    |                                      |                    |                                      |                          |                    |                                      |                          |                    |                                      |                          |                    |                                      |                          |                    |
| 1000               |                          |                    |                                      |                    |                                      |                          |                    |                                      |                          |                    |                                      |                          |                    |                                      |                          |                    |
| 1250               |                          |                    |                                      |                    |                                      |                          |                    |                                      |                          |                    |                                      |                          |                    |                                      |                          |                    |
| 1500               |                          |                    |                                      |                    |                                      |                          |                    |                                      |                          |                    |                                      |                          |                    |                                      |                          |                    |
| 2000               |                          |                    |                                      |                    |                                      |                          |                    |                                      |                          |                    |                                      |                          |                    |                                      |                          |                    |
| 2500               |                          |                    |                                      |                    |                                      |                          |                    |                                      |                          |                    |                                      |                          |                    |                                      |                          |                    |
| 3000               |                          |                    |                                      |                    |                                      |                          |                    |                                      |                          |                    |                                      |                          |                    |                                      |                          |                    |
| 3500               |                          |                    |                                      |                    |                                      |                          |                    |                                      |                          |                    |                                      |                          |                    |                                      |                          |                    |
| 4000               |                          |                    |                                      |                    |                                      |                          |                    |                                      |                          |                    |                                      |                          |                    |                                      |                          |                    |
| 4500               |                          |                    |                                      |                    |                                      |                          |                    |                                      |                          |                    |                                      |                          |                    |                                      |                          |                    |

# FRICITION LOSS AND FLOW VELOCITY FOR SDR 26 THERMOPLASTIC PIPE

(Friction head and friction loss are per 100 feet of pipe.)

**NOTICE:** Flow velocity should not exceed 5 feet per second. Velocities in excess of 5 feet per second may result in system failure and property damage.

| Gallons Per Minute | 1 in.                    |                    |                                      | 1¼ in.                   |                    |                                      | 1½ in.                   |                    |                                      | 2 in.                    |                    |                                      | 2½ in.                   |                    |                                      | 3 in.                    |                    |                                      |
|--------------------|--------------------------|--------------------|--------------------------------------|--------------------------|--------------------|--------------------------------------|--------------------------|--------------------|--------------------------------------|--------------------------|--------------------|--------------------------------------|--------------------------|--------------------|--------------------------------------|--------------------------|--------------------|--------------------------------------|
|                    | Velocity Feet Per Second | Friction Head Feet | Friction Loss Pounds Per Square Inch | Velocity Feet Per Second | Friction Head Feet | Friction Loss Pounds Per Square Inch | Velocity Feet Per Second | Friction Head Feet | Friction Loss Pounds Per Square Inch | Velocity Feet Per Second | Friction Head Feet | Friction Loss Pounds Per Square Inch | Velocity Feet Per Second | Friction Head Feet | Friction Loss Pounds Per Square Inch | Velocity Feet Per Second | Friction Head Feet | Friction Loss Pounds Per Square Inch |
| 1                  | 0.59                     | 0.16               | 0.07                                 | 0.36                     | 0.05               | 0.02                                 | 0.27                     | 0.02               | 0.01                                 | 0.17                     | 0.01               | 0.00                                 | 0.29                     | 0.02               | 0.01                                 | 0.20                     | 0.01               | 0.00                                 |
| 2                  | 1.48                     | 0.88               | 0.38                                 | 0.89                     | 0.26               | 0.11                                 | 0.68                     | 0.13               | 0.06                                 | 0.43                     | 0.04               | 0.02                                 | 0.41                     | 0.03               | 0.01                                 | 0.28                     | 0.01               | 0.01                                 |
| 5                  | 2.07                     | 1.65               | 0.71                                 | 1.25                     | 0.48               | 0.21                                 | 0.95                     | 0.25               | 0.11                                 | 0.61                     | 0.08               | 0.04                                 | 0.59                     | 0.06               | 0.03                                 | 0.40                     | 0.02               | 0.01                                 |
| 7                  | 2.96                     | 3.18               | 1.38                                 | 1.79                     | 0.94               | 0.41                                 | 1.36                     | 0.48               | 0.21                                 | 0.87                     | 0.16               | 0.07                                 | 0.88                     | 0.13               | 0.06                                 | 0.59                     | 0.05               | 0.02                                 |
| 10                 | 4.44                     | 6.76               | 2.93                                 | 2.68                     | 1.98               | 0.86                                 | 2.04                     | 1.02               | 0.44                                 | 1.30                     | 0.34               | 0.15                                 | 1.18                     | 0.23               | 0.10                                 | 0.79                     | 0.09               | 0.04                                 |
| 15                 | 5.92                     | 11.52              | 4.99                                 | 3.58                     | 3.38               | 1.46                                 | 2.72                     | 1.73               | 0.75                                 | 1.73                     | 0.58               | 0.25                                 | 1.47                     | 0.34               | 0.15                                 | 0.99                     | 0.13               | 0.06                                 |
| 20                 | 7.40                     | 17.41              | 7.55                                 | 4.47                     | 5.10               | 2.21                                 | 3.40                     | 2.62               | 1.14                                 | 2.16                     | 0.87               | 0.38                                 | 1.77                     | 0.48               | 0.21                                 | 1.19                     | 0.18               | 0.08                                 |
| 25                 | 8.88                     | 24.40              | 10.58                                | 5.36                     | 7.15               | 3.10                                 | 4.08                     | 3.67               | 1.59                                 | 2.60                     | 1.23               | 0.53                                 | 2.06                     | 0.64               | 0.28                                 | 1.39                     | 0.24               | 0.11                                 |
| 30                 | 10.36                    | 32.46              | 14.07                                | 6.26                     | 9.52               | 4.13                                 | 4.76                     | 4.89               | 2.12                                 | 3.03                     | 1.63               | 0.71                                 | 2.35                     | 0.82               | 0.35                                 | 1.59                     | 0.31               | 0.14                                 |
| 35                 |                          |                    |                                      | 7.15                     | 12.19              | 5.28                                 | 5.44                     | 6.26               | 2.71                                 | 3.46                     | 2.09               | 0.90                                 | 2.65                     | 1.02               | 0.44                                 | 1.78                     | 0.39               | 0.17                                 |
| 40                 |                          |                    |                                      | 8.04                     | 15.16              | 6.57                                 | 6.12                     | 7.78               | 3.37                                 | 3.89                     | 2.60               | 1.13                                 | 2.94                     | 1.24               | 0.54                                 | 1.98                     | 0.47               | 0.20                                 |
| 45                 |                          |                    |                                      | 8.94                     | 18.43              | 7.99                                 | 6.80                     | 9.46               | 4.10                                 | 4.33                     | 3.16               | 1.37                                 | 3.53                     | 1.73               | 0.75                                 | 2.38                     | 0.66               | 0.29                                 |
| 50                 |                          |                    |                                      |                          |                    |                                      | 8.16                     | 13.26              | 5.75                                 | 5.19                     | 4.42               | 1.92                                 | 4.12                     | 2.30               | 1.00                                 | 2.78                     | 0.88               | 0.38                                 |
| 60                 |                          |                    |                                      |                          |                    |                                      | 9.52                     | 17.64              | 7.65                                 | 6.06                     | 5.88               | 2.55                                 | 4.41                     | 2.62               | 1.13                                 | 2.97                     | 1.00               | 0.43                                 |
| 70                 |                          |                    |                                      |                          |                    |                                      | 10.19                    | 20.05              | 8.69                                 | 6.49                     | 6.60               | 2.86                                 | 4.71                     | 2.95               | 1.28                                 | 3.17                     | 1.13               | 0.49                                 |
| 75                 |                          |                    |                                      |                          |                    |                                      | 10.87                    | 22.59              | 9.80                                 | 6.92                     | 7.54               | 3.27                                 | 5.30                     | 3.67               | 1.59                                 | 3.57                     | 1.40               | 0.61                                 |
| 80                 |                          |                    |                                      |                          |                    |                                      | 12.23                    | 28.10              | 12.18                                | 7.79                     | 9.37               | 4.06                                 | 5.89                     | 4.46               | 1.93                                 | 3.97                     | 1.71               | 0.74                                 |
| 90                 |                          |                    |                                      |                          |                    |                                      | 13.59                    | 34.16              | 14.81                                | 8.66                     | 11.39              | 4.94                                 | 7.36                     | 6.74               | 2.92                                 | 4.96                     | 2.58               | 1.12                                 |
| 100                |                          |                    |                                      |                          |                    |                                      |                          |                    |                                      |                          |                    |                                      | 8.83                     | 9.45               | 4.10                                 | 5.95                     | 3.62               | 1.57                                 |
| 125                |                          |                    |                                      |                          |                    |                                      |                          |                    |                                      |                          |                    |                                      | 10.30                    | 12.57              | 5.45                                 | 6.94                     | 4.81               | 2.09                                 |
| 150                |                          |                    |                                      |                          |                    |                                      |                          |                    |                                      |                          |                    |                                      |                          |                    |                                      | 7.93                     | 6.16               | 2.67                                 |
| 175                |                          |                    |                                      |                          |                    |                                      |                          |                    |                                      |                          |                    |                                      |                          |                    |                                      | 9.92                     | 9.31               | 4.04                                 |
| 200                |                          |                    |                                      |                          |                    |                                      |                          |                    |                                      |                          |                    |                                      |                          |                    |                                      |                          |                    |                                      |
| 250                |                          |                    |                                      |                          |                    |                                      |                          |                    |                                      |                          |                    |                                      |                          |                    |                                      |                          |                    |                                      |
| 300                |                          |                    |                                      |                          |                    |                                      |                          |                    |                                      |                          |                    |                                      |                          |                    |                                      |                          |                    |                                      |
| 350                |                          |                    |                                      |                          |                    |                                      |                          |                    |                                      |                          |                    |                                      |                          |                    |                                      |                          |                    |                                      |
| 400                |                          |                    |                                      |                          |                    |                                      |                          |                    |                                      |                          |                    |                                      |                          |                    |                                      |                          |                    |                                      |
| 450                |                          |                    |                                      |                          |                    |                                      |                          |                    |                                      |                          |                    |                                      |                          |                    |                                      |                          |                    |                                      |
| 500                |                          |                    |                                      |                          |                    |                                      |                          |                    |                                      |                          |                    |                                      |                          |                    |                                      |                          |                    |                                      |

# FRICION LOSS AND FLOW VELOCITY FOR SDR 11 CTS CPVC THERMOPLASTIC PIPE

(Friction head and friction loss are per 100 feet of pipe.)

**NOTICE:** Flow velocity should not exceed 8 feet per second. Velocities in excess of 8 feet per second may result in system failure and property damage.

| Gallons Per Minute | ½ in.                    |                                     |                               | ¾ in.                    |                                     |                               | 1 in.                    |                                     |                               | 1¼ in.                   |                                     |                               | 1½ in.                   |                                     |                               | 2 in.                    |                                     |                               |
|--------------------|--------------------------|-------------------------------------|-------------------------------|--------------------------|-------------------------------------|-------------------------------|--------------------------|-------------------------------------|-------------------------------|--------------------------|-------------------------------------|-------------------------------|--------------------------|-------------------------------------|-------------------------------|--------------------------|-------------------------------------|-------------------------------|
|                    | Velocity Feet Per Second | Head Loss Feet of Water Per 100 Ft. | Pressure Loss PSI Per 100 Ft. | Velocity Feet Per Second | Head Loss Feet of Water Per 100 Ft. | Pressure Loss PSI Per 100 Ft. | Velocity Feet Per Second | Head Loss Feet of Water Per 100 Ft. | Pressure Loss PSI Per 100 Ft. | Velocity Feet Per Second | Head Loss Feet of Water Per 100 Ft. | Pressure Loss PSI Per 100 Ft. | Velocity Feet Per Second | Head Loss Feet of Water Per 100 Ft. | Pressure Loss PSI Per 100 Ft. | Velocity Feet Per Second | Head Loss Feet of Water Per 100 Ft. | Pressure Loss PSI Per 100 Ft. |
| 1                  | 1.71                     | 3.19                                | 1.38                          | 0.80                     | 0.50                                | 0.22                          | 0.48                     | 0.15                                | 0.06                          | 1.61                     | 1.09                                | 0.47                          | 1.16                     | 0.49                                | 0.21                          | 0.68                     | 0.13                                | 0.06                          |
| 2                  | 3.42                     | 11.53                               | 5.00                          | 1.60                     | 1.82                                | 0.79                          | 0.96                     | 0.53                                | 0.23                          | 3.23                     | 3.94                                | 1.71                          | 2.31                     | 1.75                                | 0.76                          | 1.35                     | 0.47                                | 0.21                          |
| 3                  | 5.13                     | 24.43                               | 10.59                         | 2.40                     | 3.85                                | 1.67                          | 1.45                     | 1.12                                | 0.49                          | 4.84                     | 8.35                                | 3.62                          | 3.47                     | 3.71                                | 1.61                          | 2.03                     | 1.00                                | 0.44                          |
| 4                  | 6.84                     | 41.64                               | 18.04                         | 3.20                     | 6.55                                | 2.84                          | 1.93                     | 1.91                                | 0.83                          | 6.46                     | 14.23                               | 6.17                          | 4.63                     | 6.33                                | 2.74                          | 2.70                     | 1.71                                | 0.74                          |
| 5                  | 8.55                     | 62.91                               | 27.27                         | 4.00                     | 9.91                                | 4.29                          | 2.41                     | 2.89                                | 1.25                          | 8.07                     | 21.51                               | 9.33                          | 5.79                     | 9.56                                | 4.15                          | 3.38                     | 2.58                                | 1.12                          |
| 6                  | 10.26                    | 88.18                               | 38.23                         | 4.80                     | 13.89                               | 6.02                          | 2.89                     | 4.05                                | 1.76                          | 9.69                     | 30.15                               | 13.07                         | 6.94                     | 13.40                               | 5.81                          | 4.05                     | 3.62                                | 1.57                          |
| 7                  | 11.96                    | 117.32                              | 50.86                         | 5.60                     | 18.47                               | 8.01                          | 3.37                     | 5.39                                | 2.34                          | 11.30                    | 40.11                               | 17.39                         | 8.10                     | 17.83                               | 7.73                          | 4.73                     | 4.82                                | 2.09                          |
| 8                  | 13.67                    | 150.23                              | 65.13                         | 6.40                     | 23.66                               | 10.26                         | 3.85                     | 6.90                                | 2.99                          | 12.92                    | 51.37                               | 22.37                         | 9.26                     | 22.83                               | 9.90                          | 5.41                     | 6.17                                | 2.68                          |
| 9                  | 15.38                    | 186.85                              | 81.00                         | 7.20                     | 29.42                               | 12.76                         | 4.34                     | 8.58                                | 3.72                          | 14.53                    | 63.89                               | 27.70                         | 10.41                    | 28.40                               | 12.31                         | 6.08                     | 7.68                                | 3.33                          |
| 10                 | 17.09                    | 227.11                              | 98.46                         | 7.99                     | 35.76                               | 15.50                         | 4.82                     | 10.43                               | 4.52                          | 16.15                    | 77.66                               | 33.67                         | 11.57                    | 34.52                               | 14.96                         | 6.76                     | 9.33                                | 4.04                          |
| 15                 |                          |                                     |                               | 11.99                    | 75.78                               | 32.85                         | 7.23                     | 22.11                               | 9.59                          | 17.76                    | 92.65                               | 40.17                         | 12.73                    | 41.18                               | 17.85                         | 7.43                     | 11.13                               | 4.83                          |
| 20                 |                          |                                     |                               | 15.99                    | 129.11                              | 55.97                         | 9.64                     | 37.67                               | 16.33                         | 18.88                    | 106.19                              | 46.04                         | 13.88                    | 48.38                               | 20.98                         | 8.11                     | 13.08                               | 5.67                          |
| 25                 |                          |                                     |                               |                          |                                     |                               | 12.05                    | 56.94                               | 24.69                         |                          |                                     |                               | 16.20                    | 64.37                               | 27.91                         | 9.46                     | 17.40                               | 7.54                          |
| 30                 |                          |                                     |                               |                          |                                     |                               | 14.45                    | 79.82                               | 34.60                         |                          |                                     |                               |                          |                                     |                               | 10.81                    | 22.28                               | 9.66                          |
| 35                 |                          |                                     |                               |                          |                                     |                               | 16.86                    | 106.19                              | 46.04                         |                          |                                     |                               |                          |                                     |                               | 12.16                    | 27.71                               | 12.01                         |
| 40                 |                          |                                     |                               |                          |                                     |                               |                          |                                     |                               |                          |                                     |                               |                          |                                     |                               | 13.51                    | 33.68                               | 14.60                         |
| 45                 |                          |                                     |                               |                          |                                     |                               |                          |                                     |                               |                          |                                     |                               |                          |                                     |                               | 16.89                    | 50.92                               | 22.07                         |
| 50                 |                          |                                     |                               |                          |                                     |                               |                          |                                     |                               |                          |                                     |                               |                          |                                     |                               |                          |                                     |                               |
| 55                 |                          |                                     |                               |                          |                                     |                               |                          |                                     |                               |                          |                                     |                               |                          |                                     |                               |                          |                                     |                               |
| 60                 |                          |                                     |                               |                          |                                     |                               |                          |                                     |                               |                          |                                     |                               |                          |                                     |                               |                          |                                     |                               |
| 70                 |                          |                                     |                               |                          |                                     |                               |                          |                                     |                               |                          |                                     |                               |                          |                                     |                               |                          |                                     |                               |
| 80                 |                          |                                     |                               |                          |                                     |                               |                          |                                     |                               |                          |                                     |                               |                          |                                     |                               |                          |                                     |                               |
| 90                 |                          |                                     |                               |                          |                                     |                               |                          |                                     |                               |                          |                                     |                               |                          |                                     |                               |                          |                                     |                               |
| 100                |                          |                                     |                               |                          |                                     |                               |                          |                                     |                               |                          |                                     |                               |                          |                                     |                               |                          |                                     |                               |
| 125                |                          |                                     |                               |                          |                                     |                               |                          |                                     |                               |                          |                                     |                               |                          |                                     |                               |                          |                                     |                               |



## Horizontal and Vertical Support Spacing For ABS, PVC and CPVC Pipe

Adequate support for any piping system is a matter of great importance. In practice, support spacings are a function of pipe size, operating temperatures, the location of heavy valves or fittings, and the mechanical properties of the pipe material.

Most plumbing codes and building codes require support for horizontal pipe lines every 3 feet for pipe in 1/2"-1" diameters, and every 4 feet for pipe with diameters greater than 1". Support spacing should be in accordance with applicable plumbing and building codes.

To ensure the satisfactory operation of a DWV or pressure piping system, the location and type of hangers should be carefully considered. The principles of design for metallic piping systems are generally also applicable to DWV or pressure piping systems, but with some notable areas where special consideration should be exercised. Hangers should not compress, distort, cut or abrade the piping.

All piping should be supported with an approved hanger at intervals sufficiently close to maintain correct pipe alignment and to prevent sagging or grade reversal. Pipe should also be supported at all branch ends and at all changes of direction. Support trap arms as close as possible to the trap. In keeping with good plumbing practices, support and brace all closet bends and fasten closet flanges.

- (1) Concentrated loads (ie: Valves and other appurtenances) should be supported directly so as to eliminate high stress concentrations. Should this be impractical, then the pipe must be supported immediately adjacent to the load.
- (2) In systems where large fluctuations in temperature occur, allowances must be made for expansion and contraction of the piping system. Since changes in direction in the system are usually sufficient to allow for expansion and contraction, hangers must be placed so as not to restrict this movement.
- (3) Since plastic pipe expands or contracts approximately five times more than steel, hangers should not restrict this movement. When using a clamp-type hanger, the hanger should not force the pipe and fittings into position.
- (4) Hangers should provide as much bearing surface as possible. To prevent damage to the pipe, file smooth any sharp edges or burrs on the hangers or supports.
- (5) The use of coated hangers with plastic pipe is neither recommended or necessary. If coated hangers are used, verify that the rubber or vinyl coating utilized does not contain plasticizers and is chemically compatible with the plastic pipe material.
- (6) Plastic piping systems must not be placed alongside steam or other high temperature pipe lines or other high temperature objects.
- (7) Support spacing for horizontal piping systems must be determined by the maximum operating temperature the system will encounter. The piping should be supported

on uniform centers with supports that do not restrict the axial movement.

- (8) For vertical lines, it is recommended that an engineer design the vertical supports according to the vertical load involved. Vertical CPVC piping should be properly supported and have a mid-story guide, unless thermal expansion requires another design.
- (9) Changes in direction should be supported as close as practical to the fitting to avoid introducing excessive torsional stresses into the system. Please see the associated chart showing the recommended support spacing according to size, schedule, and operating temperatures. These spacings apply to continuous spans of uninsulated lines, with no concentrated loads, conveying liquids with specific gravities of up to 1.00.

## Special Considerations for CPVC Pipe

The pipe should not be anchored tightly by the support, but secured in a manner to allow for movement caused by thermal expansion and contraction. It is recommended that you use clamps or straps that allow pipe to remain away from the framing, thus reducing the noise generated when pipe is allowed to rub against wood. Use hangers and clamps that are chemically compatible with CPVC.

**⚠ WARNING**

Pipe or fittings may be damaged by contact with products containing incompatible chemicals resulting in personal injury or property damage.

- Verify that paints, thread sealants, lubricants, plasticized PVC products, foam insulations, caulks, leak detectors, insecticides, termiticides, antifreeze solutions, pipe sleeve, firestop materials or other materials are chemically compatible with CPVC.
- Do not use edible oils such as Crisco® for lubricant.

Plastic insulators do not need to be used when CPVC pipe passes through wood studs. However, when CPVC pipe passes through metal studs, some forms of protection must be used to isolate the pipe from abrasion and to prevent noise.

**NOTICE:** The above information on this page provides general guidelines. It should be used only as a reference and not as a guarantee of performance. Specific installation instructions and techniques may be required as a result of local plumbing and building codes, engineering specifications and instructions.

**NOTICE**

Failure to compensate for expansion and contraction caused by temperature change may result in system failure and property damage.

- Do not restrict expansion or contraction. Restraining movement in piping systems is not recommended and may result in joint or fitting failure.
- Use straps or clamps that allow for piping system movement.
- Align all piping system components properly without strain. Do not bend or pull pipe into position after being solvent welded.
- Do not terminate a pipe run against a stationary object (example: wall or floor joist).
- Do not install fittings under stress.

## General Guidelines for Horizontal Support Spacing (in feet)

| Nom. Pipe Size (in.) | PVC PIPE                    |    |     |     |     |                    |     |     |     |     |                    |     |     |     |     | ABS PIPE           |    |     |     |     |
|----------------------|-----------------------------|----|-----|-----|-----|--------------------|-----|-----|-----|-----|--------------------|-----|-----|-----|-----|--------------------|----|-----|-----|-----|
|                      | SDR 21 PR200 & SDR 26 PR160 |    |     |     |     | Schedule 40        |     |     |     |     | Schedule 80        |     |     |     |     | Schedule 40        |    |     |     |     |
|                      | Operating Temp. °F          |    |     |     |     | Operating Temp. °F |     |     |     |     | Operating Temp. °F |     |     |     |     | Operating Temp. °F |    |     |     |     |
|                      | 60                          | 80 | 100 | 120 | 140 | 60                 | 80  | 100 | 120 | 140 | 60                 | 80  | 100 | 120 | 140 | 60                 | 80 | 100 | 120 | 140 |
| ½                    | 3½                          | 3½ | 3   | 2   |     | 4½                 | 4½  | 4   | 2½  | 2½  | 5                  | 4½  | 4½  | 3   | 2½  |                    |    |     |     |     |
| ¾                    | 4                           | 3½ | 3   | 2   |     | 5                  | 4½  | 4   | 2½  | 2½  | 5½                 | 5   | 4½  | 3   | 2½  |                    |    |     |     |     |
| 1                    | 4                           | 4  | 3½  | 2   |     | 5½                 | 5   | 4½  | 3   | 2½  | 6                  | 5½  | 5   | 3½  | 3   |                    |    |     |     |     |
| 1¼                   | 4                           | 4  | 3½  | 2½  |     | 5½                 | 5½  | 5   | 3   | 3   | 6                  | 6   | 5½  | 3½  | 3   |                    |    |     |     |     |
| 1½                   | 4½                          | 4  | 4   | 2½  |     | 6                  | 5½  | 5   | 3½  | 3   | 6½                 | 6   | 5½  | 3½  | 3½  | 6                  | 6  | 5½  | 3½  | 3   |
| 2                    | 4½                          | 4  | 4   | 3   |     | 6                  | 5½  | 5   | 3½  | 3   | 7                  | 6½  | 6   | 4   | 3½  | 6                  | 6  | 5½  | 3½  | 3   |
| 2½                   | 5                           | 5  | 4½  | 3   |     | 7                  | 6½  | 6   | 4   | 3½  | 7½                 | 7½  | 6½  | 4½  | 4   |                    |    |     |     |     |
| 3                    | 5½                          | 5½ | 4½  | 3   |     | 7                  | 7   | 6   | 4   | 3½  | 8                  | 7½  | 7   | 4½  | 4   | 7                  | 7  | 7   | 4   | 3½  |
| 4                    | 6                           | 5½ | 5   | 3½  |     | 7½                 | 7   | 6½  | 4½  | 4   | 9                  | 8½  | 7½  | 5   | 4½  | 7½                 | 7½ | 7   | 4½  | 4   |
| 6                    | 6½                          | 6½ | 5½  | 4   |     | 8½                 | 8   | 7½  | 5   | 4½  | 10                 | 9½  | 9   | 6   | 5   | 8½                 | 8½ | 8   | 5   | 4½  |
| 8                    | 7                           | 6½ | 6   | 5   |     | 9                  | 8½  | 8   | 5   | 4½  | 11                 | 10½ | 9½  | 6½  | 5½  |                    |    |     |     |     |
| 10                   |                             |    |     |     |     | 10                 | 9   | 8½  | 5½  | 5   | 12                 | 11  | 10  | 7   | 6   |                    |    |     |     |     |
| 12                   |                             |    |     |     |     | 11½                | 10½ | 9½  | 6½  | 5½  | 13                 | 12  | 10½ | 7½  | 6½  |                    |    |     |     |     |
| 14                   |                             |    |     |     |     | 12                 | 11  | 10  | 7   | 6   | 13½                | 13  | 11  | 8   | 7   |                    |    |     |     |     |
| 16                   |                             |    |     |     |     | 12½                | 11½ | 10½ | 7½  | 6½  | 14                 | 13½ | 11½ | 8½  | 7½  |                    |    |     |     |     |

NOTE: Always follow local code requirements for hanger spacing. Most plumbing codes have the following hanger spacing requirements:

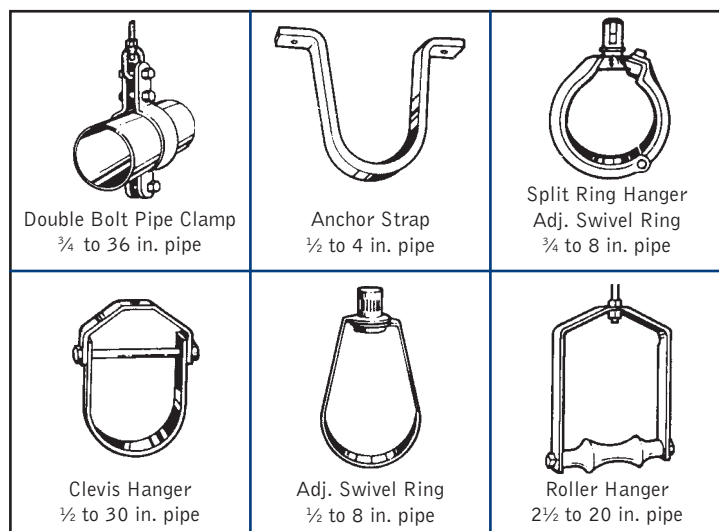
- ABS and PVC pipe have a maximum horizontal hanger spacing of every four feet for all sizes.
- CPVC pipe or tubing has a maximum horizontal hanger spacing of every three feet for one inch and under and every four feet for sizes 1¼ inch and larger.

## General Guidelines for Horizontal Support Spacing (in feet)

| Nom. Pipe Size (in.) | CPVC PIPE          |     |     |     |     |                    |    |     |     |     |
|----------------------|--------------------|-----|-----|-----|-----|--------------------|----|-----|-----|-----|
|                      | Schedule 80*       |     |     |     |     | SDR 11             |    |     |     |     |
|                      | Operating Temp. °F |     |     |     |     | Operating Temp. °F |    |     |     |     |
|                      | 60                 | 80  | 100 | 120 | 140 | 180                | 73 | 100 | 140 | 180 |
| ½                    | 5½                 | 5½  | 5   | 4½  | 4½  | 2½                 | 4  | 4   | 3½  | 3   |
| ¾                    | 5½                 | 5½  | 5½  | 5   | 4½  | 2½                 | 5  | 4½  | 4   | 3   |
| 1                    | 6                  | 6   | 6   | 5½  | 5   | 3                  | 5½ | 5   | 4½  | 3   |
| 1¼                   | 6½                 | 6½  | 6   | 6   | 5½  | 3                  | 6  | 5½  | 5   | 4   |
| 1½                   | 7                  | 7   | 6½  | 6   | 5½  | 3½                 | 6½ | 6   | 5½  | 4   |
| 2                    | 7                  | 7   | 7   | 6½  | 6   | 3½                 | 7½ | 7   | 6½  | 4   |
| 2½                   | 8                  | 7½  | 7½  | 7½  | 6½  | 4                  |    |     |     |     |
| 3                    | 8                  | 8   | 8   | 7½  | 7   | 4                  |    |     |     |     |
| 4                    | 9                  | 9   | 9   | 8½  | 7½  | 4½                 |    |     |     |     |
| 6                    | 10                 | 10½ | 9½  | 9   | 8   | 5                  |    |     |     |     |
| 8                    | 11                 | 11  | 10½ | 10  | 9   | 5½                 |    |     |     |     |
| 10                   | 11½                | 11½ | 11  | 10½ | 9½  | 6                  |    |     |     |     |
| 12                   | 12½                | 12½ | 12½ | 11  | 10½ | 6½                 |    |     |     |     |

\*Note: This product is not currently available. Information provided is for reference only.

## Typical Pipe Hangers, Clamps, and Supports



The pipe should not be anchored tightly by the support, but secured in a manner to allow for movement caused by thermal expansion and contraction. It is recommended that you use clamps or straps that allow pipe to remain away from the framing, thus reducing the noise generated when pipe is allowed to rub against wood.

## Expansion and Contraction of PVC Schedule 40, PVC Schedule 80, PVC PR 200 and PVC PR 160

ABS, PVC and CPVC pipe, like other piping materials, undergo length changes as a result of temperature variations above and below the installation temperature. They expand and contract 4.5 to 5 times more than steel or iron pipe. The extent of the expansion or contraction is dependent upon the piping material's coefficient of linear expansion, the length of pipe between directional changes, and the temperature differential.

The coefficients of linear expansion (Y) for ABS, PVC, and CPVC (expressed in inches of expansion per 10°F temperature change per 100 feet of pipe) are as follows:

| Material | Y (in./10°F/100 ft) |
|----------|---------------------|
| ABS      | 0.66                |
| ABS Plus | 0.500               |
| PVC      | 0.36                |
| CPVC     | 0.408               |

The amount of expansion or contraction can be calculated using the following formula:

$$\Delta L = \frac{Y (T1-T2) \times L}{10 \times 100}$$

$\Delta L$  = Dimensional change due to thermal expansion or contraction (in.)

Y = Expansion coefficient (See table above.) (in./10°F/100 ft)

(T1-T2) = Temperature differential between the installation temperature and the maximum or minimum system temperature, whichever provides the greatest differential (°F).

L = Length of pipe run between changes in direction (ft)

Example: How much expansion (e) can be expected in a 60 foot straight run of 2" diameter PVC pipe installed at 70°F and operating at 120°F?

Solution:

$$\Delta L = .360 \frac{(120 - 70) \times 60}{10 \times 100} = .360 \times 5 \times .6 = 1.08 \text{ inches}$$

There are several ways to compensate for expansion and contraction. The most common methods are:

1. Expansion Loops (Fig. 1)
2. Offsets (Fig. 2)
3. Change in direction (Fig. 3)

## Expansion Joints

A wide variety of products are available to compensate for thermal expansion in piping systems including:

- Piston type expansion joints
- Bellows type expansion joints
- Flexible bends

The manufacturers of these devices should be contacted to determine the suitability of their products for the specific application. In many cases these manufacturers provide excellent technical information on compensation for thermal expansion. Information on these manufacturers and industry standard may be obtained through the Expansion Joint Manufacturers Association WWW.EJMA.ORG.

When installing an expansion loop, no rigid or restraining supports should be placed within the leg lengths of the loop. The loop should be installed as closely as possible to the mid-point between anchors. Piping support guides should restrict lateral movement and direct axial movement into the loop. Lastly, the pipe and fittings should be solvent cemented together, rather than using threaded connections.

## Modulus of Elasticity & Working Stress

Table 1

|        | ABS                         |                      | PVC                         |                      | CPVC                        |                      |
|--------|-----------------------------|----------------------|-----------------------------|----------------------|-----------------------------|----------------------|
|        | Modulus of Elasticity (psi) | Working Stress (psi) | Modulus of Elasticity (psi) | Working Stress (psi) | Modulus of Elasticity (psi) | Working Stress (psi) |
| 73° F  | 250,000                     | N/A                  | 400,000                     | 2,000                | 423,000                     | 2,000                |
| 90° F  | 240,000                     | N/A                  | 372,000                     | 1,500                | 398,000                     | 1,820                |
| 100° F | 230,000                     | N/A                  | 352,000                     | 1,240                | 385,000                     | 1,640                |
| 120° F | 215,000                     | N/A                  | 316,000                     | 800                  | 355,000                     | 1,300                |
| 140° F | 195,000                     | N/A                  | 280,000                     | 440                  | 330,000                     | 1,000                |
| 160° F | N/A                         | N/A                  | N/A                         | N/A                  | 300,000                     | 800                  |
| 180° F | N/A                         | N/A                  | N/A                         | N/A                  | 271,000                     | 500                  |
| 200° F | N/A                         | N/A                  | N/A                         | N/A                  | 241,000                     | 400                  |

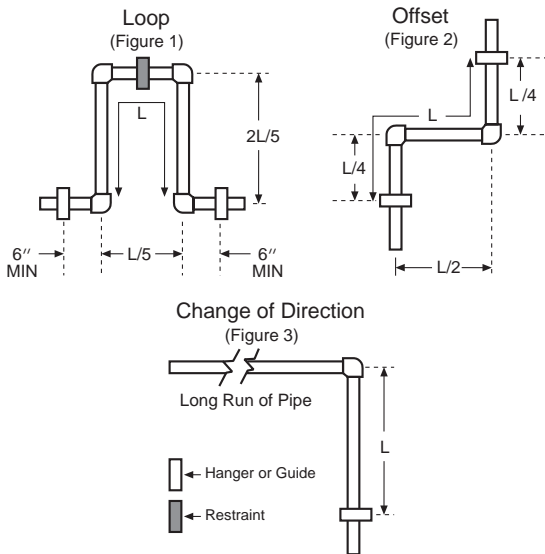
Per ASTM F 645

## Expansion Loop Formula

$$L = \sqrt{\frac{3 ED (\Delta L)}{2S}}$$

Where:

- L = Loop length (in.)
- E = Modulus of elasticity at maximum temperature (psi) (Table 1)
- S = Working Stress at maximum temperature (psi) (Table 1)
- D = Outside diameter of pipe (in.) (pages 22-34)
- $\Delta L$  = Change in length due to change in temperature (in.)



## Thermal Expansion in DWV and Storm Drainage Stacks

Plastic piping expands and contracts at a much greater rate than comparable metallic systems. Engineers, designers and installers should use resources such as the American Society of Plumbing Engineers Plumbing Engineering Design Handbook Volume 4, Chapter 11 ([www.aspe.org](http://www.aspe.org)) and the applicable local plumbing code to install stacks with adequate compensation for expansion and contraction. For vertical stacks in multi-story applications, compensation for expansion, contraction or building settling is often accommodated by the use of offsets or expansion joints. Secure above-ground vertical DWV or storm-drainage piping at sufficiently close intervals to maintain proper alignment and to support the weight of the piping and its contents. Support stack at base, and if over two stories in height, support stack at base and at each floor with approved riser clamps. Stacks should be anchored so that movement is directed to the offsets or expansion joints. If using expansion joints always follow the installation instructions and recommendations of the joint manufacturer. Compensation for thermal movement is usually not required for a vent system.

NOTICE

Failure to compensate for expansion and contraction caused by temperature change may result in system failure and property damage.

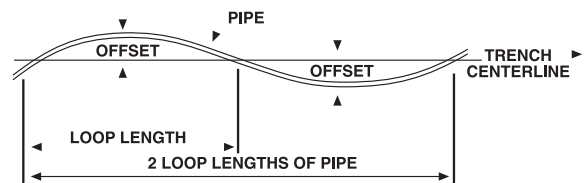
- Do not restrict expansion or contraction. Restraining movement in piping systems is not recommended and may result in joint or fitting failure.
- Use straps or clamps that allow for piping system movement.
- Align all piping system components properly without strain. Do not bend or pull pipe into position after being solvent welded.
- Do not terminate a pipe run against a stationary object (example: wall or floor joist).
- Do not install fittings under stress.

## Thermal Expansion in Underground Systems

Compensation for expansion and contraction in underground applications is normally achieved by snaking the pipe in the trench. Solvent cemented joints must be used.

The following table shows recommended offsets and loop lengths for piping up to 3" nominal size.

| Loop Length<br>In Feet | Max. Temp. Variation °F, Between Installation<br>and Final Operation |      |      |      |      |      |      |      |      |      |
|------------------------|--|------|------|------|------|------|------|------|------|------|
|                        | 10°  | 20°  | 30°  | 40°  | 50°  | 60°  | 70°  | 80°  | 90°  | 100° |
|                        | Loop Offset In Inches  |      |      |      |      |      |      |      |      |      |
| 20                     | 3.0  | 3.5  | 4.5  | 5.0  | 6.0  | 6.5  | 7.0  | 7.0  | 8.0  | 8.0  |
| 50                     | 7.0  | 9.0  | 11.0 | 13.0 | 14.0 | 15.5 | 17.0 | 18.0 | 19.0 | 20.0 |
| 100                    | 13.0   | 18.0 | 22.0 | 26.0 | 29.0 | 31.5 | 35.0 | 37.0 | 40.0 | 42.0 |



Note: This manual is not a complete engineering reference addressing all aspects of design and installation of thermal expansion in piping systems. Many excellent references are available on this topic. The American Society of Plumbing Engineers ([www.ASPE.org](http://www.ASPE.org)) Data Book, Volume 4, 2008, Chapter 11 is an excellent resource for engineers on designing for thermal expansion.

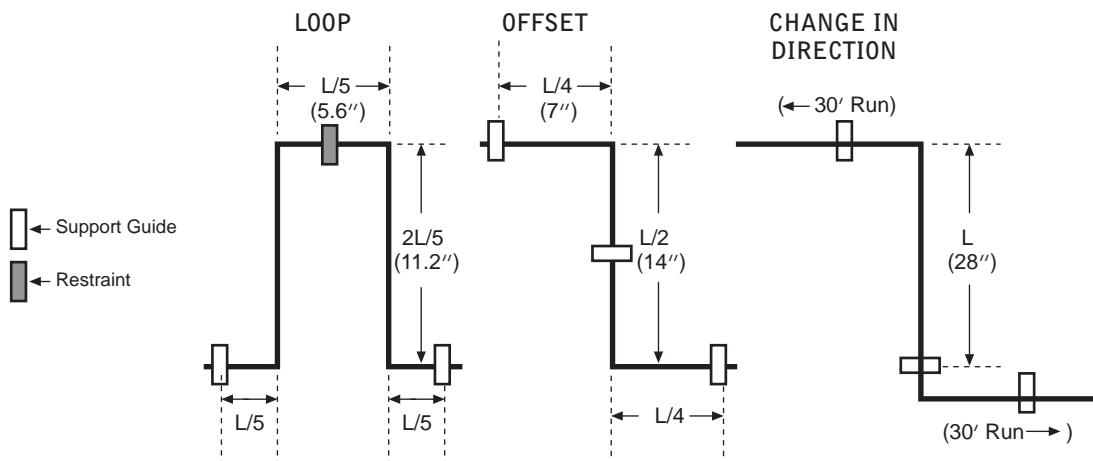
## Expansion and Contraction of CTS CPVC

Basic expansion loop requirements for FlowGuard Gold® and ReUze® CTS CPVC are described below. One or more expansion loops, properly sized, may be required in a single straight run. The following charts can be used to determine expansion loop and offset lengths.

**Expansion Loop Length (L), inches  
for  
100°F Temperature Change  
Length of Run in Feet**

| Nominal Dia.,<br>In. | 20' | 40' | 60' | 80' | 100' |
|----------------------|-----|-----|-----|-----|------|
| 1/2                  | 16  | 23  | 28  | 32  | 36   |
| 3/4                  | 19  | 29  | 33  | 38  | 43   |
| 1                    | 22  | 31  | 38  | 44  | 49   |
| 1 1/4                | 24  | 34  | 42  | 48  | 54   |
| 1 1/2                | 26  | 37  | 45  | 52  | 59   |
| 2                    | 30  | 42  | 52  | 60  | 67   |

Example: Tubing Size = 1/2" Length of run = 60' L = 28" (from table)



### NOTICE

Failure to compensate for expansion and contraction caused by temperature change may result in system failure and property damage.

- Do not restrict expansion or contraction. Restraining movement in piping systems is not recommended and may result in joint or fitting failure.
- Use straps or clamps that allow for piping system movement.
- Align all piping system components properly without strain. Do not bend or pull pipe into position after being solvent welded.
- Do not terminate a pipe run against a stationary object (example: wall or floor joist).
- Do not install fittings under stress.

ReUze is a registered trademark of Charlotte Pipe and Foundry Company.

FlowGuard Gold is a registered trademark of Lubrizol Corp.

## Permissible Bending Deflections for FlowGuard Gold® Pipe

FlowGuard Gold® pipe is inherently ductile allowing it to be deflected around or away from obstructions during installation. This allows for greater freedom of design and ease of installation. The minimum bend radius for 1/2" and 3/4" diameter coiled pipe is 18". The minimum bend radius for 1" diameter coiled pipe is 24".

**NOTICE:** DO NOT install fittings under stress. Pipe or tube must be properly restrained so that stress from deflected pipe is not transmitted to the fitting. The maximum installed deflection for FlowGuard Gold® CTS CPVC pipe is as follows:

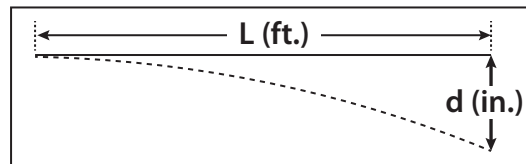
### FlowGuard Gold Pipe, Length in Feet, SDR 11 (ASTM D 2846)

| Nominal Pipe Size (in) | Pipe Length in Feet (L)  |      |      |      |      |       |       |       |       |       |       |       |       |       |
|------------------------|--|------|------|------|------|-------|-------|-------|-------|-------|-------|-------|-------|-------|
|                        | 2  | 5    | 7    | 10   | 12   | 15    | 17    | 20    | 25    | 30    | 35    | 40    | 45    | 50    |
|                        | <b>Permissible Bending Deflections (73°F) in inches - One End Restrained (d)</b> |      |      |      |      |       |       |       |       |       |       |       |       |       |
| 1/2                    | 2.1  | 13.2 | 25.8 | 52.6 | 75.8 | 118.4 | 152.1 | 210.6 | 329.0 | 473.8 | 644.8 |       |       |       |
| 3/4                    | 1.5  | 9.4  | 18.4 | 37.6 | 54.1 | 84.6  | 108.7 | 150.4 | 235.0 | 338.4 | 460.6 | 601.6 |       |       |
| 1                      | 1.2  | 7.3  | 14.3 | 29.2 | 42.1 | 65.8  | 84.5  | 117.0 | 182.8 | 263.2 | 358.2 | 467.9 | 592.2 |       |
| 1 1/4                  | 1.0  | 6.0  | 11.7 | 23.9 | 34.5 | 53.8  | 69.1  | 95.7  | 149.5 | 215.3 | 293.1 | 382.8 | 484.5 | 598.2 |
| 1 1/2                  | 0.8  | 5.1  | 9.9  | 20.2 | 29.2 | 45.6  | 58.5  | 81.0  | 126.5 | 182.2 | 248.0 | 323.9 | 410.0 | 506.2 |
| 2                      | 0.6  | 3.9  | 7.6  | 15.5 | 22.3 | 34.8  | 44.7  | 61.9  | 96.8  | 139.3 | 189.7 | 247.7 | 313.5 | 387.1 |

## NOTICE

DO NOT install fittings under stress. Pipe or tube must be restrained so that stress from deflected pipe is not transmitted to the fitting. Installing fittings under stress may result in system failure and property damage.

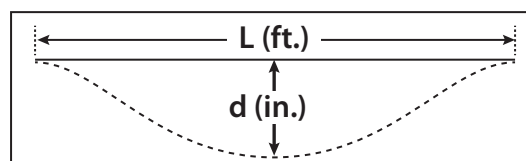
### Maximum Installed Deflections (One End Restrained)



### FlowGuard Gold Pipe, Length in Feet, SDR 11 (ASTM D 2846)

| Nominal Pipe Size (in) | Pipe Length in Feet (L)  |     |     |      |      |      |      |      |      |       |       |       |       |       |
|------------------------|--|-----|-----|------|------|------|------|------|------|-------|-------|-------|-------|-------|
|                        | 2  | 5   | 7   | 10   | 12   | 15   | 17   | 20   | 25   | 30    | 35    | 40    | 45    | 50    |
|                        | <b>Permissible Bending Deflections (73°F) in inches - Both Ends Restrained (d)</b> |     |     |      |      |      |      |      |      |       |       |       |       |       |
| 1/2                    | 0.5  | 3.3 | 6.4 | 13.2 | 19.0 | 29.6 | 38.0 | 52.7 | 82.3 | 118.5 | 161.2 | 210.6 | 266.6 | 329.1 |
| 3/4                    | 0.4  | 2.4 | 4.6 | 9.4  | 13.5 | 21.2 | 27.2 | 37.6 | 58.8 | 84.6  | 115.2 | 150.4 | 190.4 | 235.1 |
| 1                      | 0.3  | 1.8 | 3.6 | 7.3  | 10.5 | 16.5 | 21.1 | 29.3 | 45.7 | 65.8  | 89.6  | 117.0 | 148.1 | 182.8 |
| 1 1/4                  | 0.2  | 1.5 | 2.9 | 6.0  | 8.6  | 13.5 | 17.3 | 23.9 | 37.4 | 53.8  | 73.3  | 95.7  | 121.2 | 149.6 |
| 1 1/2                  | 0.2  | 1.3 | 2.5 | 5.1  | 7.3  | 11.4 | 14.6 | 20.3 | 31.6 | 45.6  | 62.0  | 81.0  | 102.5 | 126.6 |
| 2                      | 0.2  | 1.0 | 1.9 | 3.9  | 5.6  | 8.7  | 11.2 | 15.5 | 24.2 | 34.8  | 47.4  | 61.9  | 78.4  | 96.8  |

### Maximum Installed Deflections (Both Ends Restrained)



## Flame Spread Index (FSI) and Smoke Developed Index (SDI) Rating for ABS, PVC, and CPVC

The ASTM E 84/UL 723 test protocol is specified by the Uniform and International Mechanical Codes to evaluate a material's suitability for inclusion within unducted return air plenum spaces.

Charlotte Pipe manufactures all of our CPVC CTS pipe and fittings from FlowGuard Gold® CPVC pipe and fittings compounds which are purchased directly from Lubrizol. These are the same compounds used by their other customers/converters to the best of our knowledge. Further, Charlotte Pipe and other converters have provided our customers (contractors, engineers, code officials, and distributors) in the past with copies of the Lubrizol test reports indicating that Lubrizol products conform to ASTM E 84. In this listing (ICC-ES Report PMG-1264), which is available upon request, Lubrizol and ICC Evaluation Service represent that the Lubrizol pipe and fitting systems are plenum compliant. Charlotte Pipe defers to this listing report.

## Flame Spread and Smoke Developed Rating for FlowGuard Gold® CTS CPVC Piping Systems

- FlowGuard Gold® CTS CPVC piping systems are listed and labeled as E84 25/50 Rated for use in plenums per ICC Evaluation Service Report PMG 1264.
- FlowGuard Gold® CTS CPVC piping systems comply with self-extinguishing requirements of ASTM D635.
- FlowGuard Gold® CTS CPVC piping systems meet the V-0 burning class requirements of UL 94.

## Flame Spread and Smoke Developed Rating for ABS

- Per ASTM E 84, ABS **does not** meet the 25/50 flame and smoke requirement for plenum application.

## Flame Spread and Smoke Developed Rating for PVC

- Per ASTM E 84, PVC **does not** meet the 25/50 flame and smoke requirement for plenum application.
- PVC piping systems are self extinguishing and will not support combustion.
- PVC piping systems comply with self extinguishing requirements of ASTM D 635.
- PVC piping systems meet the V-0 burning class requirements of UL 94.

### NOTICE

Pipe or fittings may be damaged by contact with products containing incompatible chemicals resulting in property damage or personal injury.

- Verify that paints, thread sealants, lubricants, plasticized PVC products, foam insulations, caulks, leak detectors, insecticides, termiticides, antifreeze solutions, pipe sleeve, firestop materials or other materials are chemically compatible with CPVC.
- Do not use edible oils such as Crisco® for lubricant.
- Read and follow chemical manufacturer's literature before using with piping materials.

## Chemical Resistance



PVC, ABS and CPVC piping systems have very different chemical resistance. Review manufacturer's literature for all chemicals coming into contact with the piping materials prior to use.

The following table gives the chemical resistance of ABS, PVC and CPVC thermoplastic piping materials and three commonly used seal materials. The information shown is based upon laboratory tests conducted by the manufacturers of the materials, and it is intended to provide a general guideline on the resistance of these materials to various chemicals. **NOTICE:** This table is not a guarantee, and any piping systems using products made of these materials should be tested under actual service conditions to determine their suitability for a particular purpose. See website for most current data: [www.charlottepipe.com](http://www.charlottepipe.com)

Number = Maximum Recommended Temp. (°F)\*\*    CF = Consult Factory    NR = Not Recommended    •• = Incomplete Data

| Chemical Name                          | CAS #     | Pipe & Fitting Materials<br>Recommended Max. Temp (°F) |      |      | Seal Materials<br>Recommended Max. Temp. (°F) |      |          |
|--|-----------|--|------|------|---|------|----------|
|  |           | ABS  | PVC  | CPVC | Viton®  | EPDM | Neoprene |
| 1-Octanol .....                        | 111-87-5  | NR   | ••   | NR   | ••  | ••   | ••       |
| Acetaldehyde.....                      | 75-07-0   | NR   | NR   | NR   | NR  | 200  | NR       |
| Acetamide.....                         | 60-35-5   | 120  | ••   | ••   | NR  | 200  | NR       |
| Acetate Solvent, Crude.....            | Category  | NR   | NR   | NR   | NR  | 200  | NR       |
| Acetate Solvent, Pure.....             | Category  | NR   | NR   | NR   | NR  | 200  | NR       |
| Acetic Acid, 10%.....                  | 64-19-7   | 120  | 140‡ | 180‡ | 73  | 200  | NR       |
| Acetic Acid, 20%.....                  | 64-19-7   | NR   | 140‡ | 180‡ | NR  | 200  | NR       |
| Acetic Acid, 50%.....                  | 64-19-7   | NR   | 73‡  | NR   | NR  | 140  | NR       |
| Acetic Acid, 80%.....                  | 64-19-7   | NR   | NR   | NR   | NR  | 140  | NR       |
| Acetic Acid, Glacial.....              | 64-19-7   | NR   | NR   | NR   | NR  | 73   | NR       |
| Acetic Anhydride.....                  | 108-24-7  | NR   | NR   | NR   | NR  | NR   | 73       |
| Acetone.....                           | 67-64-1   | NR   | NR   | NR   | NR  | 200  | NR       |
| Acetonitrile.....                      | 75-05-8   | NR   | NR   | NR   | NR  | NR   | 73       |
| Acetophenone.....                      | 98-86-2   | NR   | NR   | NR   | NR  | 140  | NR       |
| Acetyl Chloride.....                   | 75-36-5   | NR   | NR   | NR   | 185   | NR   | NR       |
| Acetylene.....                         | 74-86-2   | 140§   | 140§ | 180§ | 200   | 200  | 73       |
| Acrylic Acid.....                      | 79-10-7   | NR   | NR   | NR   | NR  | NR   | NR       |
| Acrylonitrile.....                     | 107-13-1  | NR   | 73   | NR   | NR  | 100  | NR       |
| Adipic Acid (Sat'd).....               | 124-04-9  | ••   | 140  | 180  | 160   | 140  | 140      |
| Alcohol, Allyl.....                    | 107-18-6  | NR   | NR   | NR   | 73  | 70   | 73       |
| Alcohol, Amyl.....                     | 71-41-0   | NR   | NR   | NR   | 160   | 200  | 140      |
| Alcohol, Benzyl.....                   | 100-51-6  | NR   | NR   | NR   | 140   | NR   | NR       |
| Alcohol, Butyl.....                    | Category  | NR   | 100  | NR   | 200   | 140  | 140      |
| Alcohol, Diacetone.....                | 123-42-2  | NR   | NR   | NR   | NR  | 70   | NR       |
| Alcohol, Ethyl (Ethanol) Up to 5%..... | 64-17-5   | 73   | 140  | 180  | 200   | 200  | 160      |
| Alcohol, Ethyl (Ethanol) Over 5%.....  | 64-17-5   | NR   | 140  | 180  | NR  | 200  | 140      |
| Alcohol, Hexyl (Hexanol).....          | 111-27-3  | NR   | 100  | NR   | 200   | NR   | NR       |
| Alcohol, Isopropyl (Isopropanol).....  | 67-63-0   | NR   | 140  | NR   | 160   | 160  | 73       |
| Alcohol, Methyl (Methanol).....        | 67-56-1   | NR   | 140  | 140  | NR  | 160  | 160      |
| Alcohol, Octyl (1-n-Octanol).....      | 111-87-5  | NR   | 100  | 73   | 73  | NR   | NR       |
| Alcohol, Propyl (Propanol).....        | 71-23-8   | NR   | 140  | NR   | 200   | 200  | 140      |
| Allyl Alcohol.....                     | 107-18-6  | NR   | NR   | NR   | 73  | 70   | 73       |
| Allyl Chloride.....                    | 107-05-1  | NR   | NR   | NR   | NR  | NR   | NR       |
| Aluminum Acetate.....                  | Category  | 140  | ••   | 180  | NR  | 200  | NR       |
| Aluminum Ammonium Alum.....            | 7784-25-0 | ••   | 140  | 180  | 200   | 100  | 100      |

Acrylonitrile-Butadiene-Styrene Polyvinyl Chloride Type 1 Grade 1 Chlorinated Polyvinyl Chloride Type IV Grade 1

Fluorocarbon Elastomer (Viton® is a registered trademark of the DuPont Co.) Ethylene Propylene Diene Monomer

\*\* Maximum recommended temperature, for chemical resistance, under normal conditions. § Non-pressure, vent-only, applications when chemical is in gas form.

‡ Must use solvent cement specially formulated for hypochlorite or caustic chemical service (IPS Weld-On 724 or equal).



## Chemical Resistance

The following table gives the chemical resistance of ABS, PVC and CPVC thermoplastic piping materials and three commonly used seal materials. The information shown is based upon laboratory tests conducted by the manufacturers of the materials, and it is intended to provide a general guideline on the resistance of these materials to various chemicals. **NOTICE:** This table is not a guarantee, and any piping systems using products made of these materials should be tested under actual service conditions to determine their suitability for a particular purpose. See website for most current data: [www.charlottepipe.com](http://www.charlottepipe.com)

Number = Maximum Recommended Temp. (°F)\*\*      CF = Consult Factory      NR = Not Recommended      •• = Incomplete Data

| Chemical Name                      | CAS #       | Pipe & Fitting Materials<br>Recommended Max. Temp (°F) |      |      | Seal Materials<br>Recommended Max. Temp. (°F) |      |          |
|------------------------------------|-------------|--|------|------|---|------|----------|
|                                    |             | ABS  | PVC  | CPVC | Viton ®                                       | EPDM | Neoprene |
| Aluminum Chloride.....             | 7446-70-0   | 140  | 140  | 180  | 200   | 200  | 160      |
| Aluminum Chrome.....               | Metal Alloy | ••   | 140  | 180  | 200   | 200  | 160      |
| Aluminum Fluoride.....             | 7784-18-1   | NR   | 73   | 180  | 200   | 200  | 160      |
| Aluminum Hydroxide.....            | 21645-51-2  | 140  | 140‡ | 180‡ | 200   | 200  | 100      |
| Aluminum Nitrate .....             | 13473-90-0  | 140  | 140  | 180  | 100   | 200  | 100      |
| Aluminum Oxychloride.....          | 13596-11-7  | 140  | 140  | 180  | NR  | ••   | ••       |
| Aluminum Potassium Sulfate .....   | 10043-67-1  | ••   | 140  | 180  | 200   | 200  | 160      |
| Aluminum Sulfate.....              | 10043-01-3  | 140  | 140  | 180  | 185   | 100  | 100      |
| Alums .....                        | Category    | 140  | 140  | 180  | 200   | 100  | 100      |
| Amines, General .....              | Category    | NR   | NR   | NR   | NR  | NR   | NR       |
| Ammonia, Aqueous.....              | 7664-41-7   | NR   | 140  | NR   | NR  | 175  | 150      |
| Ammonia Aqua 10% .....             | 7664-41-7   | ••   | 73   | NR   | NR  | 140  | ••       |
| Ammonia, (25% Aqueous) .....       | 7664-41-7   | 140  | NR   | NR   | NR  | 140  | ••       |
| Ammonia Hydrate .....              | 7664-41-7   | 140  | NR   | NR   | NR  | 140  | ••       |
| Ammonia, Gas.....                  | 7664-41-7   | 140§   | 140§ | NR   | NR  | 140  | 140      |
| Ammonia Liquid (Concentrate) ..... | 7664-41-7   | NR   | NR   | NR   | NR  | 140  | 73       |
| Ammonium Acetate .....             | 631-61-8    | ••   | 140  | 180  | 73  | 140  | 140      |
| Ammonium Benzoate.....             | 1863-63-4   | ••   | ••   | 180  | ••  | ••   | ••       |
| Ammonium Bifluoride.....           | 1341-49-7   | ••   | 140  | 180  | 200   | 200  | ••       |
| Ammonium Bisulfide .....           | 12124-99-1  | 140  | 140  | 180  | ••  | ••   | ••       |
| Ammonium Carbonate .....           | 506-87-6    | 140  | 140  | 180  | 200   | 200  | 140      |
| Ammonium Chloride.....             | 12125-02-9  | 120  | 140  | 180  | 200   | 200  | 160      |
| Ammonium Citrate .....             | Category    | 120  | ••   | 180  | NR  | 73   | 73       |
| Ammonium Dichromate .....          | 7789-09-5   | 120  | 140  | ••   | NR  | 73   | 100      |
| Ammonium Fluoride, 10% .....       | 12125-01-8  | 120  | 140  | 180  | 140   | 200  | 100      |
| Ammonium Fluoride, 25% .....       | 12125-01-8  | 120  | 73   | 180  | 140   | 200  | 73       |
| Ammonium Hydroxide, <10% .....     | 1336-21-6   | 73   | 140‡ | NR   | 70  | 200  | 160      |
| Ammonium Hydroxide, >10% .....     | 1336-21-6   | 73   | 73‡  | NR   | NR  | 200  | 150      |
| Ammonium Metaphosphate.....        | 13446-46-3  | 120  | 140  | 180  | 200   | 200  | ••       |
| Ammonium Nitrate.....              | 6484-52-2   | 120  | 140  | 180  | 100   | 200  | 160      |
| Ammonium Persulfate .....          | 7727-54-0   | 120  | 140  | 73   | ••  | 200  | 73       |
| Ammonium Phosphate .....           | 10361-65-6  | 120  | 140  | 73   | 185   | 200  | 140      |
| Ammonium Sulfamate .....           | 7773-06-0   | 120  | ••   | 180  | ••  | ••   | ••       |
| Ammonium Sulfate.....              | 7783-20-2   | 120  | 140  | 180  | 200   | 200  | 160      |
| Ammonium Sulfide .....             | 12135-76-1  | 120  | 73   | 180  | 200   | 200  | ••       |

Acrylonitrile-Butadiene-Styrene Polyvinyl Chloride Type 1 Grade 1 Chlorinated Polyvinyl Chloride Type IV Grade 1  
 Fluorocarbon Elastomer (Viton ® is a registered trademark of the DuPont Co.) Ethylene Propylene Diene Monomer  
 \*\* Maximum recommended temperature, for chemical resistance, under normal conditions. § Non-pressure, vent-only, applications when chemical is in gas form.  
 ‡ Must use solvent cement specially formulated for hypochlorite or caustic chemical service (IPS Weld-On 724 or equal).

## Chemical Resistance

**CAUTION**

PVC, ABS and CPVC piping systems have very different chemical resistance. Review manufacturer's literature for all chemicals coming into contact with the piping materials prior to use.

The following table gives the chemical resistance of ABS, PVC and CPVC thermoplastic piping materials and three commonly used seal materials. The information shown is based upon laboratory tests conducted by the manufacturers of the materials, and it is intended to provide a general guideline on the resistance of these materials to various chemicals. **NOTICE:** This table is not a guarantee, and any piping systems using products made of these materials should be tested under actual service conditions to determine their suitability for a particular purpose. See website for most current data: [www.charlottepipe.com](http://www.charlottepipe.com)

Number = Maximum Recommended Temp. (°F)\*\*    CF = Consult Factory    NR = Not Recommended    •• = Incomplete Data

| Chemical Name                                     | CAS #      | Pipe & Fitting Materials<br>Recommended Max. Temp (°F) |     |      | Seal Materials<br>Recommended Max. Temp. (°F) |      |          |
|---|------------|--|-----|------|---|------|----------|
|   |            | ABS  | PVC | CPVC | Viton®  | EPDM | Neoprene |
| Ammonium Tartrate .....                           | 3164-29-2  | NR   | NR  | ••   | ••  | ••   | ••       |
| Ammonium Thiocyanate.....                         | 1762-95-4  | 120  | 140 | 180  | 185   | ••   | 73       |
| Amyl Acetate .....                                | 628-63-7   | NR   | NR  | NR   | NR  | 73   | NR       |
| Amyl Chloride .....                               | Category   | NR   | NR  | NR   | 200   | NR   | NR       |
| Aniline .....                                     | 62-53-3    | NR   | NR  | NR   | NR  | 140  | NR       |
| Aniline Chlorohydrate .....                       | 142-04-1   | NR   | NR  | NR   | 185   | ••   | NR       |
| Aniline Hydrochloride .....                       | 142-04-1   | NR   | NR  | NR   | 185   | ••   | NR       |
| Anthraquinonesulfonic Acid .....                  | 82-49-5    | ••   | 140 | ••   | 200   | ••   | ••       |
| Anti-Freeze (See Alcohols Glycols and Glycerin) . | Category   | NR   | NR  | NR   | NR  | NR   | NR       |
| Antimony Trichloride .....                        | 10025-91-9 | ••   | 140 | 180  | 185   | 140  | 140      |
| Aqua Regia .....                                  | 8007-56-5  | NR   | NR  | 73   | 100   | NR   | NR       |
| Argon.....  | 7440-37-1  | ••   | ••  | ••   | 200   | 200  | 100      |
| Aromatic Hydrocarbons .....                       | Category   | NR   | NR  | NR   | 73  | NR   | NR       |
| Arsenic Acid.....                                 | 7778-39-4  | ••   | 140 | 73   | 200   | 185  | NR       |
| Aryl Sulfonic Acid .....                          | Category   | ••   | 140 | ••   | 185   | 140  | ••       |
| Asphalt .....                                     | 8052-42-4  | NR   | NR  | NR   | 180   | NR   | NR       |
| Barium Carbonate .....                            | 513-77-9   | 120  | 140 | 180  | 200   | 200  | 160      |
| Barium Chloride.....                              | 10361-37-2 | 120  | 140 | 180  | 200   | 200  | 160      |
| Barium Hydroxide .....                            | 17194-00-2 | 120  | 140 | 180  | 200   | 180  | 150      |
| Barium Nitrate.....                               | 10022-31-8 | 120  | 73  | 180  | 200   | 200  | 160      |
| Barium Sulfate.....                               | 7727-43-7  | 120  | 140 | 180  | 200   | 200  | 160      |
| Barium Sulfide.....                               | 21109-95-5 | 120  | 140 | 180  | 200   | 140  | 160      |
| Beer.....   | 8029-31-0  | 120  | 140 | 180  | 200   | 200  | 140      |
| Beet Sugar Liquids.....                           | 57-50-1    | 120  | 140 | 180  | 185   | 200  | 160      |
| Benzaldehyde .....                                | 100-52-7   | NR   | NR  | NR   | NR  | 200  | NR       |
| Benzalkonium Chloride.....                        | 8001-54-5  | NR   | NR  | NR   | ••  | ••   | ••       |
| Benzene .....                                     | 71-43-2    | NR   | NR  | NR   | 150   | NR   | NR       |
| Benzene, Benzol .....                             | 71-43-2    | NR   | NR  | NR   | 150   | NR   | NR       |
| Benzene Sulfonic Acid .....                       | 98-11-3    | NR   | NR  | NR   | 185   | NR   | 100      |
| Benzoic Acid.....                                 | 65-85-0    | 140  | 140 | 73   | ••  | NR   | 160      |
| Benzyl Alcohol .....                              | 100-51-6   | NR   | NR  | NR   | 140   | NR   | NR       |
| Benzyl Chloride .....                             | 100-44-7   | NR   | NR  | NR   | 200   | NR   | NR       |
| Biodiesel Fuel.....                               | Mixture    | NR   | 73  | NR   | 200   | NR   | NR       |
| Bismuth Carbonate.....                            | 5892-10-4  | 140  | 140 | 180  | ••  | ••   | 73       |
| Black Liquor .....                                | Mixture    | 73   | 140 | 180  | 200   | 180  | 73       |

Acrylonitrile-Butadiene-Styrene Polyvinyl Chloride Type 1 Grade 1 Chlorinated Polyvinyl Chloride Type IV Grade 1  
 Fluorocarbon Elastomer (Viton® is a registered trademark of the DuPont Co.) Ethylene Propylene Diene Monomer  
 \*\* Maximum recommended temperature, for chemical resistance, under normal conditions. § Non-pressure, vent-only, applications when chemical is in gas form.  
 ‡ Must use solvent cement specially formulated for hypochlorite or caustic chemical service (IPS Weld-On 724 or equal).

## Chemical Resistance

The following table gives the chemical resistance of ABS, PVC and CPVC thermoplastic piping materials and three commonly used seal materials. The information shown is based upon laboratory tests conducted by the manufacturers of the materials, and it is intended to provide a general guideline on the resistance of these materials to various chemicals. **NOTICE:** This table is not a guarantee, and any piping systems using products made of these materials should be tested under actual service conditions to determine their suitability for a particular purpose. See website for most current data: [www.charlottepipe.com](http://www.charlottepipe.com)

Number = Maximum Recommended Temp. (°F)\*\*      CF = Consult Factory      NR = Not Recommended      •• = Incomplete Data

| Chemical Name                           | CAS #      | Pipe & Fitting Materials<br>Recommended Max. Temp (°F) |      |      | Seal Materials<br>Recommended Max. Temp. (°F) |      |          |
|---|------------|--|------|------|---|------|----------|
|   |            | ABS  | PVC  | CPVC | Viton ®                                       | EPDM | Neoprene |
| Bleach (5.5% Sodium Hypochlorite).....  | 7681-52-9  | 73   | 140‡ | 180  | 200   | 140  | 140      |
| Bleach (12.5% Sodium Hypochlorite)....  | 7681-52-9  | 73   | 140‡ | 180  | 200   | 140  | 140      |
| Borax.....                              | 1303-96-4  | 140  | 140  | NR   | 185   | 140  | 140      |
| Boric Acid.....                         | 10043-35-3 | 140  | 140  | NR   | 185   | 140  | 140      |
| Breeders Pellets, Deriv. Fish.....      | Mixture    | 140  | 140  | 180  | ••  | ••   | ••       |
| Brine, Acid.....                        | Mixture    | 73   | 73   | 180  | 200   | 200  | 160      |
| Bromic Acid.....                        | 7789-31-3  | 73   | 140  | 180  | 73  | 73   | ••       |
| Bromine.....                            | 7726-95-6  | NR   | NR   | NR   | 73  | NR   | NR       |
| Bromine, Liquid.....                    | 7726-95-6  | NR   | NR   | NR   | 73  | NR   | NR       |
| Bromine, Vapor 25%.....                 | 7726-95-6  | NR   | 140  | ••   | ••  | NR   | ••       |
| Bromine, Water.....                     | Mixture    | NR   | 73   | 73   | 185   | NR   | NR       |
| Bromine, Water, (Sat'd).....            | Mixture    | NR   | 73   | 73   | ••  | ••   | ••       |
| Bromobenzene.....                       | 108-86-1   | NR   | NR   | NR   | 150   | NR   | NR       |
| Bromotoluene.....                       | Category   | NR   | NR   | NR   | NR  | NR   | NR       |
| Butadiene.....                          | 106-99-0   | NR   | 140  | 73   | 185   | NR   | 140      |
| Butane.....                             | 106-97-8   | NR   | 140  | ••   | 185   | NR   | 73       |
| Butanol.....                            | 71-36-3    | NR   | NR   | NR   | ••  | ••   | ••       |
| Butyl Acetate.....                      | 123-86-4   | NR   | NR   | NR   | NR  | 140  | NR       |
| Butyl Alcohol.....                      | 71-36-3    | NR   | NR   | NR   | ••  | ••   | ••       |
| Butyl Carbitol.....                     | 112-34-5   | ••   | ••   | NR   | ••  | ••   | ••       |
| Butyl Cellosolve (2-butoxyethanol)..... | 111-76-2   | NR   | 73   | NR   | NR  | 140  | ••       |
| Butyl Phenol.....                       | 3180-09-4  | NR   | 73   | ••   | ••  | ••   | NR       |
| Butyl Pthalate.....                     | 84-74-2    | NR   | NR   | NR   | 73  | ••   | ••       |
| Butyl Stearate.....                     | 123-95-5   | NR   | 73   | 73   | 200   | NR   | NR       |
| Butylene.....                           | Category   | NR   | 73   | ••   | NR  | 140  | NR       |
| Butynediol.....                         | 110-65-6   | NR   | 73   | ••   | ••  | ••   | ••       |
| Butyric Acid.....                       | 107-92-6   | NR   | NR   | NR   | 73  | 140  | NR       |
| Cadmium Acetate.....                    | 543-90-8   | ••   | ••   | 180  | ••  | ••   | ••       |
| Cadmium Chloride.....                   | 10108-64-2 | ••   | ••   | 180  | ••  | ••   | ••       |
| Cadmium Cyanide.....                    | 542-83-6   | ••   | 140  | 180  | ••  | ••   | 73       |
| Cadmium Sulfate.....                    | 10124-36-4 | ••   | ••   | 180  | ••  | ••   | ••       |
| Caffeine Citrate.....                   | 69-22-7    | ••   | 73   | ••   | ••  | ••   | ••       |
| Calcium Acetate.....                    | 62-54-4    | NR   | 73   | 180  | ••  | R    | ••       |
| Calcium Bisulfite.....                  | 13780-03-5 | NR   | NR   | 180  | 185   | ••   | ••       |
| Calcium Carbonate.....                  | 471-34-1   | 140  | 140  | 180  | 200   | 200  | 73       |

Acrylonitrile-Butadiene-Styrene Polyvinyl Chloride Type 1 Grade 1 Chlorinated Polyvinyl Chloride Type IV Grade 1  
 Fluorocarbon Elastomer (Viton ® is a registered trademark of the DuPont Co.) Ethylene Propylene Diene Monomer  
 \*\* Maximum recommended temperature, for chemical resistance, under normal conditions. § Non-pressure, vent-only, applications when chemical is in gas form.  
 ‡ Must use solvent cement specially formulated for hypochlorite or caustic chemical service (IPS Weld-On 724 or equal).

## Chemical Resistance

**CAUTION**

PVC, ABS and CPVC piping systems have very different chemical resistance. Review manufacturer's literature for all chemicals coming into contact with the piping materials prior to use.

The following table gives the chemical resistance of ABS, PVC and CPVC thermoplastic piping materials and three commonly used seal materials. The information shown is based upon laboratory tests conducted by the manufacturers of the materials, and it is intended to provide a general guideline on the resistance of these materials to various chemicals. **NOTICE:** This table is not a guarantee, and any piping systems using products made of these materials should be tested under actual service conditions to determine their suitability for a particular purpose. See website for most current data: [www.charlottepipe.com](http://www.charlottepipe.com)

Number = Maximum Recommended Temp. (°F)\*\*    CF = Consult Factory    NR = Not Recommended    •• = Incomplete Data

| Chemical Name   | CAS #      | Pipe & Fitting Materials<br>Recommended Max. Temp (°F) |      |      | Seal Materials<br>Recommended Max. Temp. (°F) |      |          |
|---|------------|--|------|------|---|------|----------|
|   |            | ABS  | PVC  | CPVC | Viton®  | EPDM | Neoprene |
| Calcium Chlorate.....                                     | 10137-74-3 | 140  | 140  | 180  | 185   | 140  | 73       |
| Calcium Chloride.....                                     | 10043-52-4 | 140  | 140  | 180  | 200   | 200  | 160      |
| Calcium Hydroxide.....                                    | 1305-62-0  | 140  | 140‡ | 180‡ | 200   | 200  | 70       |
| Calcium Hypochlorite.....                                 | 7778-54-3  | 140  | 140‡ | 180‡ | 185   | 73   | ••       |
| Calcium Nitrate.....                                      | 10124-37-5 | 140  | 140  | 180  | 200   | 200  | 100      |
| Calcium Oxide.....  | 1305-78-8  | 140  | 140  | 180  | ••  | 200  | 160      |
| Calcium Sulfate.....                                      | 7778-18-9  | 140  | 140  | 180  | 200   | 200  | 160      |
| Camphor.....  | 76-22-2    | NR   | 73   | ••   | 200   | 200  | NR       |
| Cane Sugar Liquors.....                                   | Category   | 120  | 140  | 180  | 200   | 200  | 160      |
| Caprolactam.....  | 105-60-2   | NR   | ••   | NR   | ••  | ••   | ••       |
| Caprolactone.....   | 502-44-3   | NR   | ••   | NR   | ••  | ••   | ••       |
| Caprylic Acid.....  | 124-07-2   | NR   | ••   | NR   | ••  | ••   | ••       |
| Carbitol™.....  | 111-90-0   | NR   | NR   | NR   | 73  | 140  | 73       |
| Carbon Bisulfide.....                                     | 75-15-0    | NR   | NR   | NR   | 200   | NR   | NR       |
| Carbon Dioxide, Dry.....                                  | 124-38-9   | 140  | 140  | 180  | 200   | 200  | 160      |
| Carbon Dioxide, Wet.....                                  | 124-38-9   | 140  | 140  | 180  | 200   | 200  | 160      |
| Carbon Disulfide.....                                     | 75-15-0    | NR   | NR   | NR   | 200   | NR   | NR       |
| Carbon Monoxide.....                                      | 630-08-0   | 140  | 140  | 180  | 200   | 200  | 73       |
| Carbon Tetrachloride.....                                 | 56-23-5    | NR   | NR   | NR   | 185   | NR   | NR       |
| Carbonic Acid.....  | 463-79-6   | ••   | 140  | 180  | 200   | 200  | 73       |
| ΔCastor Oil.....  | 8001-79-4  | NR   | 140  | NR   | 200   | NR   | 200      |
| Caustic Potash.....                                       | 1310-58-3  | 140  | 140  | NR   | NR  | 140  | 160      |
| Caustic Soda.....   | 1310-73-2  | 140  | 140  | CF   | NR  | 70   | 100      |
| Cellosolve.....   | 110-80-5   | NR   | 73   | NR   | NR  | 140  | ••       |
| Cellosolve Acetate.....                                   | 111-15-9   | NR   | ••   | NR   | NR  | 140  | NR       |
| Chloroacetyl Chloride.....                                | 79-04-9    | NR   | 73   | ••   | ••  | ••   | ••       |
| Chloral Hydrate.....                                      | 302-17-0   | ••   | 140  | 180  | NR  | NR   | 73       |
| Chloramine.....   | 10599-90-3 | NR   | 73   | ••   | NR  | NR   | NR       |
| Chloric Acid, 20%.....                                    | 7790-93-4  | ••   | 140  | 180  | 140   | ••   | 140      |
| Chlorinated Solvents, Wet or Dry.....                     | Mixture    | NR   | NR   | NR   | 200   | NR   | NR       |
| Chlorinated Water, by Cl <sub>2</sub> Gas, Up to 3500 ppm | Mixture    | 140  | 140  | NR   | 185   | 100  | NR       |
| Chlorinated Water, by Cl <sub>2</sub> Gas, Above 3500 ppm | Mixture    | NR   | NR   | NR   | 185   | NR   | NR       |
| Chlorinated Water, by Sodium Hypochlorite                 | Mixture    | 140  | 140  | 200  | 200   | 200  | 200      |
| Chlorine Dioxide (sat'd aqueous sol.).....                | 10049-04-4 | ••   | ••   | 180  | ••  | ••   | ••       |
| Chlorine Gas, Dry.....                                    | 7782-50-5  | NR   | NR   | NR   | 185   | NR   | NR       |

Acrylonitrile-Butadiene-Styrene Polyvinyl Chloride Type 1 Grade 1 Chlorinated Polyvinyl Chloride Type IV Grade 1  
Fluorocarbon Elastomer (Viton® is a registered trademark of the DuPont Co.) Ethylene Propylene Diene Monomer

\*\* Maximum recommended temperature, for chemical resistance, under normal conditions. § Non-pressure, vent-only, applications when chemical is in gas form.

ΔCastor oil may cause environmental stress cracking in high-stress areas such as plastic threaded connections.

‡ Must use solvent cement specially formulated for hypochlorite or caustic chemical service (IPS Weld-On 724 or equal).

## Chemical Resistance

The following table gives the chemical resistance of ABS, PVC and CPVC thermoplastic piping materials and three commonly used seal materials. The information shown is based upon laboratory tests conducted by the manufacturers of the materials, and it is intended to provide a general guideline on the resistance of these materials to various chemicals. **NOTICE:** This table is not a guarantee, and any piping systems using products made of these materials should be tested under actual service conditions to determine their suitability for a particular purpose. See website for most current data: [www.charlottepipe.com](http://www.charlottepipe.com)

Number = Maximum Recommended Temp. (°F)\*\* CF = Consult Factory NR = Not Recommended •• = Incomplete Data

| Chemical Name                                 | CAS #      | Pipe & Fitting Materials<br>Recommended Max. Temp (°F) |      |      | Seal Materials<br>Recommended Max. Temp. (°F) |      |          |
|---|------------|--|------|------|---|------|----------|
|   |            | ABS  | PVC  | CPVC | Viton®  | EPDM | Neoprene |
| Chlorine Gas, Wet .....                       | 7782-50-5  | NR   | NR   | NR   | 185   | NR   | NR       |
| Chlorine Water, (Sat'd).....                  | Mixture    | ••   | 140  | 180  | 200   | 73   | ••       |
| Chlorine, Liquid (See Sodium Hypochlorite)... | 7782-50-5  | NR   | NR   | NR   | NR  | NR   | NR       |
| Chlorine, trace in air.....                   | 7782-50-5  | ••   | ••   | 180§ | ••  | ••   | ••       |
| Chloroacetic Acid .....                       | 79-11-8    | 73   | 73   | 180  | NR  | 73   | ••       |
| Chlorobenzene .....                           | 108-90-7   | NR   | NR   | NR   | 73  | NR   | NR       |
| Chlorobenzoyl chloride.....                   | 1321-03-5  | NR   | NR   | NR   | 200   | ••   | ••       |
| Chloroform.....                               | 67-66-3    | NR   | NR   | NR   | 73  | NR   | NR       |
| Chloropicrin .....                            | 76-06-2    | NR   | NR   | NR   | ••  | ••   | ••       |
| Chlorosulfonic Acid .....                     | 7790-94-5  | ••   | 73   | 73   | NR  | NR   | NR       |
| Chromic Acid, 10% .....                       | 7738-94-5  | 73   | 140‡ | 180‡ | 140   | 70   | NR       |
| Chromic Acid, 30% .....                       | 7738-94-5  | NR   | 73‡  | 180‡ | 140   | NR   | NR       |
| Chromic Acid, 40% .....                       | 7738-94-5  | NR   | 73‡  | 180‡ | 140   | NR   | NR       |
| Chromic Acid, 50% .....                       | 7738-94-5  | NR   | 73‡  | 140‡ | 140   | NR   | NR       |
| Chromium Potassium Nitrate.....               | Mixture    | 73   | 73   | 73   | 200   | 140  | 160      |
| Chromium(3+) Nitrate.....                     | 13548-38-4 | ••   | ••   | 180  | ••  | ••   | ••       |
| Citric Acid (Sat'd) .....                     | 77-92-9    | 140  | 140  | 180  | 200   | 200  | 140      |
| Citrus Limon Oils .....                       | 8008-56-8  | ••   | ••   | NR   | ••  | ••   | ••       |
| Coconut Oil .....                             | 8001-31-8  | NR   | 140  | NR   | 185   | NR   | 100      |
| Coke Oven Gas.....                            | 65996-81-8 | NR   | NR   | NR   | 185   | 70   | ••       |
| Copper Carbonate.....                         | 1184-64-1  | 120  | 140  | 180  | 185   | 200  | ••       |
| Copper Chloride.....                          | 7447-39-4  | 73   | 140  | 180  | 200   | 200  | 160      |
| Copper Cyanide .....                          | 544-92-3   | 73   | 140  | 180  | 185   | 200  | 160      |
| Copper Fluoride.....                          | 7789-19-7  | 73   | 140  | 180  | 185   | 200  | 140      |
| Copper Nitrate .....                          | 3251-23-8  | 120  | 140  | 180  | 200   | 200  | 160      |
| Copper Salts.....                             | Category   | 140  | 140  | 180  | ••  | ••   | ••       |
| Copper Sulfate .....                          | 7758-98-7  | 140  | 140  | 180  | 200   | 200  | 160      |
| Copper(II) acetate monohydrate.....           | 6046-93-1  | 73   | 73   | 73   | 140   | 100  | 160      |
| Corn Oil .....                                | 8001-30-7  | 73   | 140  | NR   | 200   | NR   | 160      |
| Corn Syrup.....                               | 8029-43-4  | 120  | 140  | 180  | 185   | ••   | 140      |
| Cottonseed Oil .....                          | 8001-29-4  | 120  | 140  | NR   | 185   | NR   | ••       |
| Creosote.....                                 | 8001-58-9  | NR   | NR   | NR   | 73  | NR   | NR       |
| Cresols.....                                  | Category   | NR   | NR   | NR   | 100   | NR   | NR       |
| Cresylic Acid, 50% .....                      | 1319-77-3  | NR   | 140  | NR   | 185   | NR   | NR       |
| Crotonaldehyde.....                           | 4170-30-3  | NR   | NR   | NR   | NR  | NR   | 73       |

Acrylonitrile-Butadiene-Styrene Polyvinyl Chloride Type 1 Grade 1 Chlorinated Polyvinyl Chloride Type IV Grade 1  
 Fluorocarbon Elastomer (Viton® is a registered trademark of the DuPont Co.) Ethylene Propylene Diene Monomer  
 \*\* Maximum recommended temperature, for chemical resistance, under normal conditions. § Non-pressure, vent-only, applications when chemical is in gas form.  
 ‡ Must use solvent cement specially formulated for hypochlorite or caustic chemical service (IPS Weld-On 724 or equal).

## Chemical Resistance

The following table gives the chemical resistance of ABS, PVC and CPVC thermoplastic piping materials and three commonly used seal materials. The information shown is based upon laboratory tests conducted by the manufacturers of the materials, and it is intended to provide a general guideline on the resistance of these materials to various chemicals. **NOTICE:** This table is not a guarantee, and any piping systems using products made of these materials should be tested under actual service conditions to determine their suitability for a particular purpose. See website for most current data: [www.charlottepipe.com](http://www.charlottepipe.com)

### CAUTION

PVC, ABS and CPVC piping systems have very different chemical resistance. Review manufacturer's literature for all chemicals coming into contact with the piping materials prior to use.

Number = Maximum Recommended Temp. (°F)\*\*    CF = Consult Factory    NR = Not Recommended    •• = Incomplete Data

| Chemical Name                            | CAS #      | Pipe & Fitting Materials<br>Recommended Max. Temp (°F) |     |      | Seal Materials<br>Recommended Max. Temp. (°F) |      |          |
|--|------------|--|-----|------|---|------|----------|
|  |            | ABS  | PVC | CPVC | Viton ®                                       | EPDM | Neoprene |
| Crude Oil.....                           | 8002-05-9  | NR   | 73  | 180  | 200   | NR   | NR       |
| Cumene.....                              | 98-82-8    | ••   | ••  | ••   | 200   | NR   | NR       |
| Cupric Fluoride .....                    | 7789-19-7  | 73   | 140 | 180  | ••  | 200  | ••       |
| Cupric Sulfate .....                     | 7758-98-7  | 140  | 140 | 180  | 200   | 200  | 160      |
| Cuprous Chloride .....                   | 7758-89-6  | 73   | 140 | 180  | 200   | 200  | 70       |
| Cyclohexane .....                        | 110-82-7   | NR   | NR  | NR   | 185   | NR   | NR       |
| Cyclohexanol.....                        | 108-93-0   | NR   | NR  | NR   | 185   | NR   | NR       |
| Cyclohexanone.....                       | 108-94-1   | NR   | NR  | NR   | NR  | 73   | NR       |
| D-Limonene.....                          | 5989-27-5  | ••   | ••  | NR   | ••  | ••   | ••       |
| Decalin.....                             | 91-17-8    | NR   | NR  | NR   | ••  | ••   | ••       |
| Desoxyephedrine.....                     | 33817-09-3 | ••   | 73  | ••   | ••  | ••   | ••       |
| Detergents w/non-ionic surfactants ..... | Mixture    | 73   | 140 | NR   | 200   | 200  | 160      |
| Dextrin.....                             | 9004-53-9  | ••   | 140 | 180  | 200   | NR   | ••       |
| Dextrose.....                            | 50-99-7    | 120  | 140 | 180  | 200   | 140  | 160      |
| Diacetone Alcohol.....                   | 123-42-2   | NR   | NR  | NR   | NR  | 73   | NR       |
| Diazo Salts.....                         | Category   | ••   | 140 | 180  | ••  | ••   | ••       |
| Dibutoxy Ethyl Phthalate .....           | 117-83-9   | NR   | NR  | NR   | 200   | 73   | NR       |
| Dibutyl Ethyl Phthalate.....             | Mixture    | NR   | NR  | NR   | 200   | 73   | NR       |
| Dibutyl Phthalate.....                   | 84-74-2    | NR   | NR  | NR   | NR  | 73   | NR       |
| Dibutyl Sebacate .....                   | 109-43-3   | NR   | NR  | NR   | NR  | 73   | NR       |
| Dichlorobenzene .....                    | Category   | NR   | NR  | NR   | 200   | NR   | NR       |
| Dichloroethylene.....                    | Category   | NR   | NR  | NR   | 200   | NR   | NR       |
| Diesel Fuels.....                        | 68476-34-6 | NR   | 73  | NR   | 200   | NR   | NR       |
| Diethyl Cellosolve .....                 | 629-14-1   | NR   | ••  | NR   | 200   | NR   | 100      |
| Diethyl Ether.....                       | 60-29-7    | NR   | NR  | NR   | NR  | NR   | NR       |
| Diethylamine .....                       | 109-89-7   | NR   | NR  | NR   | NR  | 73   | ••       |
| Diglycolic Acid .....                    | 110-99-6   | NR   | 140 | ••   | 73  | 73   | ••       |
| Dill Oil .....                           | 8006-75-5  | ••   | ••  | NR   | ••  | ••   | ••       |
| Dimethyl Hydrazine .....                 | 57-14-7    | NR   | NR  | NR   | NR  | ••   | ••       |
| Dimethylamine .....                      | 124-40-3   | NR   | 140 | NR   | NR  | 140  | NR       |
| Dimethylformamide .....                  | 68-12-2    | NR   | NR  | NR   | NR  | NR   | NR       |
| Dioctyl Phthalate (DEHP).....            | 117-81-7   | NR   | NR  | NR   | 73  | 73   | NR       |
| Dioxane.....                             | 123-91-1   | NR   | NR  | NR   | NR  | 73   | NR       |
| Dioxane 1,4.....                         | 123-91-1   | NR   | NR  | NR   | NR  | 73   | ••       |
| Disodium Phosphate .....                 | 7558-79-4  | 120  | 140 | 180  | ••  | 200  | ••       |

Acrylonitrile-Butadiene-Styrene Polyvinyl Chloride Type 1 Grade 1 Chlorinated Polyvinyl Chloride Type IV Grade 1

Fluorocarbon Elastomer (Viton ® is a registered trademark of the DuPont Co.) Ethylene Propylene Diene Monomer

\*\* Maximum recommended temperature, for chemical resistance, under normal conditions. § Non-pressure, vent-only, applications when chemical is in gas form.

## Chemical Resistance

The following table gives the chemical resistance of ABS, PVC and CPVC thermoplastic piping materials and three commonly used seal materials. The information shown is based upon laboratory tests conducted by the manufacturers of the materials, and it is intended to provide a general guideline on the resistance of these materials to various chemicals. **NOTICE:** This table is not a guarantee, and any piping systems using products made of these materials should be tested under actual service conditions to determine their suitability for a particular purpose. See website for most current data: [www.charlottepipe.com](http://www.charlottepipe.com)

Number = Maximum Recommended Temp. (°F)\*\*      CF = Consult Factory      NR = Not Recommended      •• = Incomplete Data

| Chemical Name                      | CAS #      | Pipe & Fitting Materials<br>Recommended Max. Temp (°F) |     |      | Seal Materials<br>Recommended Max. Temp. (°F) |      |          |
|------------------------------------|------------|--|-----|------|---|------|----------|
|                                    |            | ABS  | PVC | CPVC | Viton®  | EPDM | Neoprene |
| Distilled Water.....               | 7732-18-5  | 140  | 140 | 180  | 200   | 200  | 160      |
| Divinylbenzene.....                | 1321-74-0  | NR   | NR  | NR   | 200   | NR   | ••       |
| Dry Cleaning Fluid.....            | Mixture    | NR   | NR  | NR   | 200   | NR   | ••       |
| Dursban TC.....                    | Mixture    | NR   | ••  | NR   | ••  | ••   | NR       |
| EDTA Tetrasodium Salt Hydrate..... | 10378-23-1 | 140  | 140 | 180  | 200   | 200  | 160      |
| Epichlorohydrin.....               | 106-89-8   | NR   | NR  | NR   | ••  | ••   | ••       |
| Epsom Salt.....                    | 7487-88-9  | 120  | 140 | 180  | ••  | 200  | ••       |
| Esters.....                        | Category   | NR   | NR  | NR   | ••  | ••   | ••       |
| Ethanol, Up to 5%.....             | 64-17-5    | 73   | 140 | 180  | ••  | 200  | 160      |
| Ethanol, Over 5%.....              | 64-17-5    | NR   | 140 | 180  | ••  | 200  | 160      |
| Ethers.....                        | Category   | NR   | NR  | NR   | NR  | ••   | NR       |
| Ethyl Acetate.....                 | 141-78-6   | NR   | NR  | NR   | NR  | 73   | NR       |
| Ethyl Acetoacetate.....            | 141-97-9   | NR   | NR  | NR   | NR  | 100  | ••       |
| Ethyl Acrylate.....                | 140-88-5   | NR   | NR  | NR   | NR  | 73   | NR       |
| Ethyl Benzene.....                 | 100-41-4   | NR   | NR  | NR   | 73  | NR   | NR       |
| Ethyl Chloride.....                | 75-00-3    | NR   | NR  | NR   | 140   | 73   | 73       |
| Ethyl Chloroacetate.....           | 105-39-5   | NR   | NR  | NR   | ••  | ••   | ••       |
| Ethyl Ether.....                   | 60-29-7    | NR   | NR  | NR   | NR  | NR   | NR       |
| Ethylene Bromide.....              | 106-93-4   | NR   | NR  | NR   | 73  | NR   | ••       |
| Ethylene Chlorohydrin.....         | 107-07-3   | NR   | NR  | NR   | NR  | 73   | ••       |
| Ethylene Diamine.....              | 107-15-3   | NR   | NR  | NR   | ••  | 73   | 73       |
| Ethylene Dichloride.....           | 107-06-2   | NR   | NR  | NR   | 120   | NR   | NR       |
| Ethylene Glycol, Up to 50%.....    | 107-21-1   | 73   | 140 | 180  | 200   | 200  | 160      |
| Ethylene Glycol, Over 50%.....     | 107-21-1   | 73   | 140 | NR   | 200   | 200  | 160      |
| Ethylene Monochloride.....         | 75-01-4    | NR   | NR  | NR   | 70  | ••   | NR       |
| Ethylene Oxide.....                | 75-21-8    | NR   | NR  | NR   | NR  | NR   | NR       |
| Fatty Acids.....                   | Category   | 140  | 140 | 73   | 185   | NR   | 140      |
| Ferric Acetate.....                | 1834-30-6  | NR   | 73  | 180  | ••  | ••   | ••       |
| Ferric Chloride.....               | 7705-08-0  | 120  | 140 | 180  | 200   | 200  | 160      |
| Ferric Hydroxide.....              | 1309-33-7  | 140  | 140 | 180  | 180   | 180  | 100      |
| Ferric Nitrate.....                | 10421-48-4 | 140  | 140 | 180  | 200   | 200  | 160      |
| Ferric Sulfate.....                | 10028-22-5 | 140  | 140 | 180  | 185   | 200  | 140      |
| Ferrous Chloride.....              | 7758-94-3  | 140  | 140 | 180  | 200   | 200  | ••       |
| Ferrous Hydroxide.....             | 18624-44-7 | 140  | 73  | 180  | 180   | 180  | ••       |
| Ferrous Nitrate.....               | 13520-68-8 | 140  | 73  | 140  | 200   | 180  | 160      |

Acrylonitrile-Butadiene-Styrene Polyvinyl Chloride Type 1 Grade 1 Chlorinated Polyvinyl Chloride Type IV Grade 1  
Fluorocarbon Elastomer (Viton® is a registered trademark of the DuPont Co.) Ethylene Propylene Diene Monomer

\*\* Maximum recommended temperature, for chemical resistance, under normal conditions. § Non-pressure, vent-only, applications when chemical is in gas form.

## Chemical Resistance

**CAUTION**

PVC, ABS and CPVC piping systems have very different chemical resistance. Review manufacturer's literature for all chemicals coming into contact with the piping materials prior to use.

The following table gives the chemical resistance of ABS, PVC and CPVC thermoplastic piping materials and three commonly used seal materials. The information shown is based upon laboratory tests conducted by the manufacturers of the materials, and it is intended to provide a general guideline on the resistance of these materials to various chemicals. **NOTICE:** This table is not a guarantee, and any piping systems using products made of these materials should be tested under actual service conditions to determine their suitability for a particular purpose. See website for most current data: [www.charlottepipe.com](http://www.charlottepipe.com)

Number = Maximum Recommended Temp. (°F)\*\*      CF = Consult Factory      NR = Not Recommended      •• = Incomplete Data

| Chemical Name                        | CAS #      | Pipe & Fitting Materials<br>Recommended Max. Temp (°F) |      |      | Seal Materials<br>Recommended Max. Temp. (°F) |      |          |
|--------------------------------------|------------|--|------|------|---|------|----------|
|                                      |            | ABS  | PVC  | CPVC | Viton ®                                       | EPDM | Neoprene |
| Ferrous Sulfate.....                 | 13463-43-9 | 140  | 140  | 180  | 200   | 200  | 160      |
| Fish Solubles.....                   | Mixture    | 140  | 140  | 180  | 73  | NR   | ••       |
| Fluoboric Acid.....                  | 16872-11-0 | ••   | 140  | 73   | 140   | 140  | 160      |
| Fluorine Gas.....                    | 7782-41-4  | NR   | NR   | NR   | NR  | NR   | NR       |
| Fluosilicic Acid, 30% .....          | 16961-83-4 | 73   | 140  | 73   | 200   | 140  | 100      |
| Formaldehyde, 35%.....               | 50-00-0    | NR   | 140  | NR   | NR  | 140  | 140      |
| Formalin (37% to 50% Formaldehyde).. | 50-00-0    | NR   | 140  | NR   | NR  | 140  | 140      |
| Formic Acid, Up to 25%.....          | 64-18-6    | ••   | 73   | 180  | NR  | 200  | 140      |
| Formic Acid, Anhydrous.....          | 64-18-6    | ••   | 73   | NR   | NR  | ••   | 100      |
| Freon F-11.....                      | 75-69-4    | ••   | 140§ | 73§  | 73  | NR   | NR       |
| Freon F-113.....                     | 76-13-1    | ••   | 140§ | ••   | 130   | NR   | 130      |
| Freon F-114.....                     | 76-14-2    | ••   | 140§ | ••   | NR  | NR   | 73       |
| Freon F-12.....                      | 75-71-8    | ••   | 140§ | 73§  | NR  | NR   | 130      |
| Freon F-21.....                      | 75-43-4    | ••   | NR   | NR   | NR  | NR   | NR       |
| Freon F-22.....                      | 75-45-6    | ••   | NR   | NR   | NR  | NR   | 130      |
| Fructose.....                        | 57-48-7    | 120  | 140  | 180  | 200   | 175  | 160      |
| Fruit Juices.....                    | Category   | 73   | 140  | 180  | 200   | 200  | 200      |
| Furfural.....                        | 98-01-1    | NR   | NR   | NR   | NR  | 140  | 73       |
| Gallic Acid.....                     | 149-91-7   | ••   | 140  | 73   | 185   | 73   | 73       |
| Gas, Manufactured.....               | 8006-14-2  | NR   | 73§  | NR   | ••  | ••   | ••       |
| Gas, Natural.....                    | 8006-14-2  | NR   | 140§ | ••   | 185   | NR   | 140      |
| Gasoline, Sour.....                  | 86290-81-5 | NR   | NR   | NR   | 73  | NR   | NR       |
| Gasoline, Unleaded.....              | 86290-81-5 | NR   | NR   | NR   | 200   | NR   | NR       |
| Gelatin.....                         | 9000-70-8  | 120  | 140  | 150  | 200   | 200  | 160      |
| Gin.....                             | Mixture    | NR   | 140  | NR   | ••  | ••   | ••       |
| Glucose.....                         | 50-99-7    | 120  | 140  | 180  | 200   | 200  | 160      |
| Glycerine.....                       | 56-81-5    | 120  | 140  | 180  | 200   | 200  | 160      |
| Glycerine, Glycerol.....             | 56-81-5    | 120  | 140  | 180  | 200   | 200  | 160      |
| Glycol Ethers.....                   | Category   | NR   | 140  | NR   | ••  | ••   | ••       |
| Glycol, Ethylene up to 50%.....      | 107-21-1   | 73   | 140  | 180  | 200   | 200  | 200      |
| Glycol, Ethylene Over 50%.....       | 107-21-1   | 73   | 140  | NR   | 200   | 200  | 200      |
| Glycol, Polyethylene (Carbowax)..... | 25322-68-3 | ••   | 140  | 140  | 200   | 180  | 73       |
| Glycol, Polypropylene.....           | 25322-69-4 | 73   | NR   | NR   | 200   | 200  | 200      |
| Glycol, Propylene, Up to 25%.....    | 25322-69-4 | 73   | 140  | 180  | 200   | 200  | 73       |
| Glycol, Propylene, Up to 50%.....    | 25322-69-4 | 73   | 140  | NR   | 200   | 200  | 73       |

Acrylonitrile-Butadiene-Styrene Polyvinyl Chloride Type 1 Grade 1 Chlorinated Polyvinyl Chloride Type IV Grade 1  
 Fluorocarbon Elastomer (Viton ® is a registered trademark of the DuPont Co.) Ethylene Propylene Diene Monomer  
 \*\* Maximum recommended temperature, for chemical resistance, under normal conditions. § Non-pressure, vent-only, applications when chemical is in gas form.



## Chemical Resistance

The following table gives the chemical resistance of ABS, PVC and CPVC thermoplastic piping materials and three commonly used seal materials. The information shown is based upon laboratory tests conducted by the manufacturers of the materials, and it is intended to provide a general guideline on the resistance of these materials to various chemicals. **NOTICE:** This table is not a guarantee, and any piping systems using products made of these materials should be tested under actual service conditions to determine their suitability for a particular purpose. See website for most current data: [www.charlottepipe.com](http://www.charlottepipe.com)

Number = Maximum Recommended Temp. (°F)\*\*      CF = Consult Factory      NR = Not Recommended      •• = Incomplete Data

| Chemical Name                      | CAS #       | Pipe & Fitting Materials<br>Recommended Max. Temp (°F) |      |      | Seal Materials<br>Recommended Max. Temp. (°F) |      |          |
|------------------------------------|-------------|--|------|------|---|------|----------|
|                                    |             | ABS  | PVC  | CPVC | Viton ®                                       | EPDM | Neoprene |
| Glycolic Acid.....                 | 79-14-1     | ••   | 140  | NR   | NR  | ••   | 73       |
| Grape Sugar, Juice.....            | 50-99-7     | 73   | 140  | 180  | 185   | 200  | 160      |
| Green Liquor.....                  | 68131-30-6  | 140  | 140  | 180  | ••  | 150  | 70       |
| Halocarbons Oils.....              | Category    | NR   | NR   | NR   | 200   | NR   | NR       |
| Heptane.....                       | 142-82-5    | 73   | 140  | NR   | 185   | NR   | 73       |
| Hexane.....                        | 110-54-3    | NR   | 73   | 73   | 73  | NR   | 73       |
| Hexanol.....                       | Isomers     | NR   | 100  | NR   | 160   | NR   | 73       |
| Hydraulic Oil.....                 | Mixture     | NR   | 73   | ••   | 200   | NR   | 73       |
| Hydrazine.....                     | 302-01-2    | NR   | NR   | NR   | NR  | 70   | ••       |
| Hydrobromic Acid, Dilute.....      | 10035-10-6  | 73   | 140  | 180  | 185   | 200  | 73       |
| Hydrobromic Acid, 20%.....         | 10035-10-6  | 73   | 140  | 73   | 185   | 140  | 73       |
| Hydrobromic Acid, 50%.....         | 10035-10-6  | NR   | 140  | 73   | 185   | 140  | 73       |
| Hydrochloric Acid, Dilute.....     | 7647-01-0   | 73   | 140  | 180  | 200   | 140  | 73       |
| Hydrochloric Acid, 20%.....        | 7647-01-0   | NR   | 140‡ | 180‡ | 200   | 140  | 73       |
| Hydrochloric Acid Conc., 37%.....  | 7647-01-0   | NR   | 140‡ | 180‡ | 160   | 100  | 73       |
| Hydrocyanic Acid, 10%.....         | 74-90-8     | 140  | 140  | ••   | 185   | 200  | ••       |
| Hydrofluoric Acid, <10%.....       | 7664-39-3   | NR   | 140  | 140  | 150   | 73   | 100      |
| Hydrofluoric Acid, 30%.....        | 7664-39-3   | NR   | 73   | 140  | 200   | NR   | NR       |
| Hydrofluoric Acid, 40%.....        | 7664-39-3   | NR   | 73   | NR   | 100   | NR   | NR       |
| Hydrofluoric Acid, 50%.....        | 7664-39-3   | NR   | NR   | NR   | 73  | NR   | NR       |
| Hydrofluoric Acid, 100%.....       | 7664-39-3   | NR   | NR   | NR   | NR  | NR   | NR       |
| Hydrofluosilicic Acid, 50%.....    | 16961-83-4  | NR   | 140  | 140  | 200   | 140  | ••       |
| Hydrogen.....                      | 162303-51-7 | 140§   | 140§ | 73§  | 200   | 200  | 160      |
| Hydrogen Cyanide.....              | 74-90-8     | ••   | 140  | ••   | ••  | ••   | 73       |
| Hydrogen Fluoride.....             | 7664-39-3   | NR   | NR   | NR   | NR  | 73   | NR       |
| Hydrogen Peroxide, 36%.....        | 7722-84-1   | NR   | 140  | 73   | 200   | NR   | NR       |
| Hydrogen Peroxide, 50%.....        | 7722-84-1   | NR   | 140  | 73   | 200   | NR   | NR       |
| Hydrogen Peroxide, 90%.....        | 7722-84-1   | NR   | NR   | NR   | 200   | NR   | NR       |
| Hydrogen Peroxide, Dilute.....     | 7722-84-1   | 73   | 140  | 73   | 200   | 73   | NR       |
| Hydrogen Phosphide.....            | 7803-51-2   | ••   | 140  | ••   | ••  | 73   | ••       |
| Hydrogen Sulfide, Aqueous Sol..... | 7783-06-4   | ••   | 140  | 180  | 140   | 100  | NR       |
| Hydrogen Sulfide, Dry.....         | 7783-06-4   | ••   | 140  | 180  | 140   | 100  | NR       |
| Hydroquinone.....                  | 123-31-9    | ••   | 140  | ••   | 185   | NR   | NR       |
| Hydroxilicofluoric acid.....       | 16961-83-4  | 73   | 140  | 73   | 200   | 140  | 100      |
| Hydroxylamine Sulfate.....         | 10039-54-0  | ••   | 140  | ••   | ••  | 73   | 73       |

Acrylonitrile-Butadiene-Styrene Polyvinyl Chloride Type 1 Grade 1 Chlorinated Polyvinyl Chloride Type IV Grade 1  
Fluorocarbon Elastomer (Viton ® is a registered trademark of the DuPont Co.) Ethylene Propylene Diene Monomer  
\*\* Maximum recommended temperature, for chemical resistance, under normal conditions. § Non-pressure, vent-only, applications when chemical is in gas form.  
‡ Must use solvent cement specially formulated for hypochlorite or caustic chemical service (IPS Weld-On 724 or equal).

## Chemical Resistance



PVC, ABS and CPVC piping systems have very different chemical resistance. Review manufacturer's literature for all chemicals coming into contact with the piping materials prior to use.

The following table gives the chemical resistance of ABS, PVC and CPVC thermoplastic piping materials and three commonly used seal materials. The information shown is based upon laboratory tests conducted by the manufacturers of the materials, and it is intended to provide a general guideline on the resistance of these materials to various chemicals. **NOTICE:** This table is not a guarantee, and any piping systems using products made of these materials should be tested under actual service conditions to determine their suitability for a particular purpose. See website for most current data: [www.charlottepipe.com](http://www.charlottepipe.com)

Number = Maximum Recommended Temp. (°F)\*\*    CF = Consult Factory    NR = Not Recommended    •• = Incomplete Data

| Chemical Name                         | CAS #      | Pipe & Fitting Materials<br>Recommended Max. Temp (°F) |     |      | Seal Materials<br>Recommended Max. Temp. (°F) |      |          |
|---------------------------------------|------------|--|-----|------|---|------|----------|
|                                       |            | ABS  | PVC | CPVC | Viton ®                                       | EPDM | Neoprene |
| Hypochlorous Acid.....                | 7790-92-3  | 73   | 140 | NR   | 73  | 73   | ••       |
| Iodine .....                          | 7553-56-2  | NR   | NR  | NR   | 73  | 73   | NR       |
| Iodine in Alcohol .....               | Mixture    | NR   | NR  | NR   | ••  | ••   | ••       |
| Iodine Solution, 10%.....             | 7553-56-2  | NR   | NR  | NR   | 200   | 150  | ••       |
| Iron Salts.....                       | Category   | ••   | ••  | 180  | ••  | ••   | ••       |
| Isooctane .....                       | 540-84-1   | NR   | NR  | NR   | 185   | NR   | 73       |
| Isopropanol .....                     | 67-63-0    | NR   | 140 | NR   | ••  | ••   | ••       |
| Isopropyl Alcohol .....               | 67-63-0    | NR   | 140 | NR   | 160   | 160  | 73       |
| Isopropyl Ether .....                 | 108-20-3   | NR   | NR  | NR   | NR  | NR   | NR       |
| Jet Fuel.....                         | Mixture    | NR   | NR  | NR   | 200   | NR   | NR       |
| Kerosene .....                        | 8008-20-6  | NR   | NR  | NR   | 200   | NR   | 73       |
| Ketones.....                          | Category   | NR   | NR  | NR   | NR  | NR   | NR       |
| Kraft Liquor.....                     | Mixture    | 73   | 140 | 180  | 100   | ••   | 73       |
| Lactic Acid, 25%.....                 | 50-21-5    | NR   | 140 | 100  | 200   | 140  | 73       |
| Lactic Acid, 80%.....                 | 50-21-5    | NR   | 100 | 73   | 200   | 140  | 73       |
| Lard Oil .....                        | 8016-28-2  | 73   | 140 | NR   | 185   | NR   | 73       |
| Lauric Acid .....                     | 143-07-7   | ••   | 140 | ••   | 100   | ••   | ••       |
| Lauryl Chloride .....                 | 112-52-7   | ••   | 140 | ••   | 200   | 140  | ••       |
| Lead Acetate .....                    | 301-04-2   | ••   | 140 | 180  | NR  | 200  | 160      |
| Lead Chloride.....                    | 7758-95-4  | ••   | 140 | 180  | 140   | NR   | 73       |
| Lead Nitrate.....                     | 10099-74-8 | ••   | 140 | 180  | 200   | 175  | 140      |
| Lead Sulfate.....                     | 7446-14-2  | ••   | 140 | 180  | 200   | 200  | 140      |
| Lemon Oil .....                       | 8008-56-8  | ••   | 140 | NR   | 200   | NR   | 73       |
| Ligroine .....                        | 8032-32-4  | NR   | NR  | NR   | 100   | ••   | 73       |
| Lime Sulfur.....                      | 1344-81-6  | ••   | 140 | 180  | 185   | 200  | 100      |
| Limonene .....                        | 138-86-3   | ••   | ••  | NR   | ••  | ••   | ••       |
| Linoleic Acid.....                    | 60-33-3    | ••   | 140 | 180  | 140   | 73   | ••       |
| Linoleic Oil.....                     | Mixture    | ••   | 140 | 180  | 73  | ••   | ••       |
| Linseed Oil .....                     | 8001-26-1  | 73   | 140 | NR   | 200   | 73   | 73       |
| Linseed Oil, Blue .....               | Mixture    | 73   | 73  | NR   | 200   | ••   | ••       |
| Liqueurs.....                         | Category   | NR   | 140 | NR   | ••  | 200  | 160      |
| Lithium Bromide (Brine).....          | 7550-35-8  | ••   | 140 | 180  | 200   | ••   | ••       |
| Lithium Chloride .....                | 7447-41-8  | ••   | 140 | 180  | 140   | 100  | ••       |
| Lithium Sulfate .....                 | 10377-48-7 | ••   | 140 | 180  | ••  | ••   | ••       |
| Lubricating Oil, Petroleum Based..... | Mixture    | NR   | 140 | 180  | 160   | NR   | NR       |

Acrylonitrile-Butadiene-Styrene Polyvinyl Chloride Type 1 Grade 1 Chlorinated Polyvinyl Chloride Type IV Grade 1  
 Fluorocarbon Elastomer (Viton ® is a registered trademark of the DuPont Co.) Ethylene Propylene Diene Monomer  
 \*\* Maximum recommended temperature, for chemical resistance, under normal conditions. § Non-pressure, vent-only, applications when chemical is in gas form.

## Chemical Resistance

The following table gives the chemical resistance of ABS, PVC and CPVC thermoplastic piping materials and three commonly used seal materials. The information shown is based upon laboratory tests conducted by the manufacturers of the materials, and it is intended to provide a general guideline on the resistance of these materials to various chemicals. **NOTICE:** This table is not a guarantee, and any piping systems using products made of these materials should be tested under actual service conditions to determine their suitability for a particular purpose. See website for most current data: [www.charlottepipe.com](http://www.charlottepipe.com)

Number = Maximum Recommended Temp. (°F)\*\*      CF = Consult Factory      NR = Not Recommended      •• = Incomplete Data

| Chemical Name                   | CAS #      | Pipe & Fitting Materials<br>Recommended Max. Temp (°F) |      |      | Seal Materials<br>Recommended Max. Temp. (°F) |      |          |
|---------------------------------|------------|--|------|------|---|------|----------|
|                                 |            | ABS  | PVC  | CPVC | Viton®  | EPDM | Neoprene |
| Lux Liquid .....                | No CAS #   | ••   | NR   | ••   | ••  | ••   | ••       |
| Lye Solutions.....              | Category   | ••   | 140  | 180  | ••  | ••   | ••       |
| Machine Oil.....                | Mixture    | NR   | 140  | 180  | 140   | NR   | NR       |
| Magnesium Carbonate .....       | 546-93-0   | 120  | 140  | 180  | 200   | 170  | 140      |
| Magnesium Chloride .....        | 7786-30-3  | 120  | 140  | 180  | 170   | 160  | 160      |
| Magnesium Citrate .....         | 3344-18-1  | 120  | 140  | 180  | 200   | 175  | ••       |
| Magnesium Fluoride .....        | 7783-40-6  | 120  | ••   | 180  | 200   | 140  | ••       |
| Magnesium Hydroxide .....       | 1309-42-8  | 120  | 140  | 180  | 200   | 200  | ••       |
| Magnesium Nitrate.....          | 10377-60-3 | 120  | 140  | 180  | ••  | 200  | ••       |
| Magnesium Oxide .....           | 1309-48-4  | 120  | ••   | 180  | ••  | 140  | 160      |
| Magnesium Salts, Inorganic..... | Category   | 120  | ••   | 180  | 200   | 160  | 160      |
| Magnesium Sulfate.....          | 7487-88-9  | 120  | 140  | 180  | 200   | 180  | 180      |
| Maleic Acid.....                | 110-16-7   | 140  | 140  | 180  | 200   | NR   | 73       |
| Maleic Acid (Sat'd) .....       | 110-16-7   | 140  | 140  | 180  | 200   | 73   | NR       |
| Malic Acid .....                | 6915-15-7  | 140  | 140  | 180  | ••  | ••   | ••       |
| Manganese Sulfate .....         | 7785-87-7  | 120  | 140  | 180  | 200   | 175  | 160      |
| Mercuric Chloride.....          | 7487-94-7  | ••   | 140  | 140  | 185   | 200  | 140      |
| Mercuric Cyanide .....          | 592-04-1   | ••   | 140  | 180  | 73  | 73   | 73       |
| Mercuric Sulfate.....           | 7783-35-9  | ••   | 140  | 180  | 73  | 73   | ••       |
| Mercurous Nitrate.....          | 10415-75-5 | ••   | 140  | 180  | 73  | 73   | NR       |
| Mercury.....                    | 7439-97-6  | ••   | 140  | 180  | 185   | 200  | 140      |
| Methane.....                    | 74-82-8    | 140§   | 140§ | 180§ | 185   | NR   | 73       |
| Methanol.....                   | 67-56-1    | NR   | 140  | 140  | NR  | 160  | 160      |
| Methoxyethyl Oleate .....       | 111-10-4   | NR   | 73   | ••   | ••  | ••   | ••       |
| Methyl Amine.....               | 74-89-5    | NR   | NR   | NR   | 100   | 73   | 73       |
| Methyl Bromide.....             | 74-83-9    | NR   | NR   | NR   | 185   | NR   | NR       |
| Methyl Cellosolve .....         | 109-86-4   | NR   | NR   | NR   | NR  | NR   | NR       |
| Methyl Chloride.....            | 74-87-3    | NR   | NR   | NR   | 73  | NR   | NR       |
| Methyl Chloroform .....         | 71-55-6    | NR   | NR   | NR   | 73  | NR   | NR       |
| Methyl Ethyl Ketone .....       | 78-93-3    | NR   | NR   | NR   | NR  | NR   | NR       |
| Methyl Formate.....             | 107-31-3   | NR   | ••   | NR   | NR  | 100  | 73       |
| Methyl Isobutyl Ketone .....    | 108-10-1   | NR   | NR   | NR   | NR  | NR   | NR       |
| Methyl Methacrylate .....       | 80-62-6    | NR   | NR   | NR   | NR  | NR   | NR       |
| Methyl Sulfate.....             | 75-93-4    | NR   | 73   | 73   | ••  | ••   | ••       |
| Methyl Sulfuric Acid.....       | 75-93-4    | NR   | 73   | 73   | ••  | ••   | ••       |

Acrylonitrile-Butadiene-Styrene Polyvinyl Chloride Type 1 Grade 1 Chlorinated Polyvinyl Chloride Type IV Grade 1  
Fluorocarbon Elastomer (Viton® is a registered trademark of the DuPont Co.) Ethylene Propylene Diene Monomer

\*\* Maximum recommended temperature, for chemical resistance, under normal conditions. § Non-pressure, vent-only, applications when chemical is in gas form.

## Chemical Resistance

**CAUTION**

PVC, ABS and CPVC piping systems have very different chemical resistance. Review manufacturer's literature for all chemicals coming into contact with the piping materials prior to use.

The following table gives the chemical resistance of ABS, PVC and CPVC thermoplastic piping materials and three commonly used seal materials. The information shown is based upon laboratory tests conducted by the manufacturers of the materials, and it is intended to provide a general guideline on the resistance of these materials to various chemicals. **NOTICE:** This table is not a guarantee, and any piping systems using products made of these materials should be tested under actual service conditions to determine their suitability for a particular purpose. See website for most current data: [www.charlottepipe.com](http://www.charlottepipe.com)

Number = Maximum Recommended Temp. (°F)\*\*    CF = Consult Factory    NR = Not Recommended    •• = Incomplete Data

| Chemical Name                     | CAS #      | Pipe & Fitting Materials<br>Recommended Max. Temp (°F) |      |      | Seal Materials<br>Recommended Max. Temp. (°F) |      |          |
|-----------------------------------|------------|--|------|------|---|------|----------|
|                                   |            | ABS  | PVC  | CPVC | Viton®  | EPDM | Neoprene |
| Methylene Bromide.....            | 74-95-3    | NR   | NR   | NR   | 73  | NR   | NR       |
| Methylene Chloride.....           | 75-09-2    | NR   | NR   | NR   | 73  | NR   | NR       |
| Methylene Chlorobromide .....     | 74-97-5    | NR   | NR   | NR   | NR  | NR   | NR       |
| Methylene Iodine .....            | 75-11-6    | NR   | NR   | NR   | ••  | 200  | ••       |
| Methylisobutyl Carbinol .....     | 108-11-2   | NR   | NR   | NR   | 73  | 73   | 73       |
| Milk.....                         | 8049-98-7  | 140  | 140  | 73   | 200   | 200  | 200      |
| Mineral Oil.....                  | 8042-47-5  | 73   | 140  | 180  | 200   | NR   | 73       |
| Molasses .....                    | 68476-78-8 | 120  | 140  | 180  | 185   | 100  | 150      |
| Monochloroacetic Acid, 50% .....  | 79-11-8    | 73   | 140  | 73   | 70  | NR   | NR       |
| Monoethanolamine .....            | 141-43-5   | NR   | NR   | NR   | 185   | 70   | NR       |
| Motor Oil .....                   | Mixture    | 73   | 140  | 180  | 200   | NR   | NR       |
| Muriatic Acid, Up to 37% HCl..... | 7647-01-0  | NR   | 140  | 180  | 160   | 100  | 73       |
| n-Heptane .....                   | 142-82-5   | NR   | NR   | NR   | 200   | NR   | 73       |
| Naphtha.....                      | 8030-30-6  | NR   | NR   | NR   | 150   | NR   | NR       |
| Naphthalene.....                  | 91-20-3    | NR   | NR   | NR   | 180   | NR   | NR       |
| Natural Gas .....                 | 8006-14-2  | NR   | 140§ | ••   | 185   | NR   | 140      |
| Nickel Acetate.....               | 373-02-4   | 73   | 73   | 180  | NR  | 73   | ••       |
| Nickel Chloride.....              | 7718-54-9  | 73   | 140  | 180  | 200   | 200  | 160      |
| Nickel Nitrate .....              | 13138-45-9 | 73   | 140  | 180  | 200   | 180  | ••       |
| Nickel Sulfate .....              | 7786-81-4  | 73   | 140  | 180  | 200   | 200  | 160      |
| Nicotine .....                    | 54-11-5    | NR   | 140  | ••   | ••  | ••   | NR       |
| Nicotinic Acid .....              | 59-67-6    | NR   | 140  | 180  | ••  | 73   | 140      |
| Nitric Acid, 10% .....            | 7697-37-2  | NR   | 140‡ | 140‡ | NR  | 73   | 73       |
| Nitric Acid, 30% .....            | 7697-37-2  | NR   | 140‡ | 140‡ | NR  | NR   | NR       |
| Nitric Acid, 40% .....            | 7697-37-2  | NR   | 140‡ | 140‡ | NR  | NR   | NR       |
| Nitric Acid, 50% .....            | 7697-37-2  | NR   | 73‡  | 100‡ | NR  | NR   | NR       |
| Nitric Acid, 70% .....            | 7697-37-2  | NR   | NR   | 73‡  | NR  | NR   | NR       |
| Nitric Acid, 100% .....           | 7697-37-2  | NR   | NR   | NR   | NR  | NR   | NR       |
| Nitric Acid, Fuming.....          | 7697-37-2  | NR   | NR   | NR   | NR  | NR   | NR       |
| Nitrobenzene.....                 | 98-95-3    | NR   | NR   | NR   | 73  | NR   | ••       |
| Nitroglycerin.....                | 55-63-0    | NR   | NR   | NR   | ••  | ••   | ••       |
| Nitroglycol .....                 | 628-96-6   | NR   | NR   | ••   | ••  | ••   | 73       |
| Nitrous Acid, 10%.....            | 7782-77-6  | NR   | 73   | ••   | 100   | ••   | ••       |
| Nitrous Oxide .....               | 10024-97-2 | 73§  | 73§  | ••   | 73  | ••   | NR       |
| Nonionic Surfactants.....         | Category   | 140  | 140  | NR   | 200   | 200  | 160      |

Acrylonitrile-Butadiene-Styrene Polyvinyl Chloride Type 1 Grade 1 Chlorinated Polyvinyl Chloride Type IV Grade 1  
 Fluorocarbon Elastomer (Viton® is a registered trademark of the DuPont Co.) Ethylene Propylene Diene Monomer  
 \*\* Maximum recommended temperature, for chemical resistance, under normal conditions. § Non-pressure, vent-only, applications when chemical is in gas form.  
 ‡ Must use solvent cement specially formulated for hypochlorite or caustic chemical service (IPS Weld-On 724 or equal).

## Chemical Resistance

The following table gives the chemical resistance of ABS, PVC and CPVC thermoplastic piping materials and three commonly used seal materials. The information shown is based upon laboratory tests conducted by the manufacturers of the materials, and it is intended to provide a general guideline on the resistance of these materials to various chemicals. **NOTICE:** This table is not a guarantee, and any piping systems using products made of these materials should be tested under actual service conditions to determine their suitability for a particular purpose. See website for most current data: [www.charlottepipe.com](http://www.charlottepipe.com)

Number = Maximum Recommended Temp. (°F)\*\*      CF = Consult Factory      NR = Not Recommended      •• = Incomplete Data

| Chemical Name                       | CAS #      | Pipe & Fitting Materials<br>Recommended Max. Temp (°F) |      |      | Seal Materials<br>Recommended Max. Temp. (°F) |      |          |
|-------------------------------------|------------|--|------|------|---|------|----------|
|                                     |            | ABS  | PVC  | CPVC | Viton®  | EPDM | Neoprene |
| Ocenol.....                         | 84286-21-5 | NR   | ••   | ••   | ••  | ••   | ••       |
| Oils, Vegetable .....               | Category   | NR   | 140  | NR   | 200   | NR   | ••       |
| Oleic Acid .....                    | 112-80-1   | 140  | 140  | 180  | 185   | 73   | 73       |
| Oleum .....                         | 8014-95-7  | NR   | NR   | NR   | NR  | NR   | NR       |
| Olive Oil .....                     | 8001-25-0  | 73   | 140  | NR   | 150   | NR   | NR       |
| Oxalic Acid, 20% .....              | 144-62-7   | 73   | 140  | 180  | 100   | 150  | 100      |
| Oxalic Acid, 50% .....              | 144-62-7   | ••   | 140  | 73   | 100   | 150  | 100      |
| Oxalic Acid (Sat'd) .....           | 144-62-7   | ••   | 140  | 140  | 100   | 150  | 100      |
| Oxygen.....                         | 7782-44-7  | 140§   | 140§ | 180§ | 185   | 200  | 140      |
| Ozonated Water.....                 | 7732-18-5  | ••   | 73   | 73   | NR  | 73   | 73       |
| Ozone.....                          | 10028-15-6 | 140§   | 140§ | 180§ | 185   | 200  | NR       |
| Palm Oil.....                       | 8002-75-3  | ••   | ••   | ••   | 73  | NR   | ••       |
| Palmitic Acid, 10% .....            | 57-10-3    | 73   | 140  | 73   | 185   | 73   | NR       |
| Palmitic Acid, 70% .....            | 57-10-3    | NR   | NR   | 73   | 185   | ••   | NR       |
| Paraffin.....                       | 8002-74-2  | 73   | 140  | ••   | 200   | NR   | 140      |
| Peanut Oil .....                    | 8002-03-7  | ••   | ••   | ••   | 150   | NR   | ••       |
| Pentachlorophenol .....             | 87-86-5    | NR   | NR   | NR   | 200   | NR   | NR       |
| Peppermint Oil .....                | 8006-90-4  | NR   | 73   | 73   | 73  | 73   | 73       |
| Peracetic Acid, 40%.....            | 79-21-0    | NR   | NR   | NR   | ••  | ••   | ••       |
| Perchloric Acid, 10%.....           | 7601-90-3  | NR   | 73   | 180  | 200   | NR   | 140      |
| Perchloric Acid, 70%.....           | 7601-90-3  | NR   | NR   | 180  | 200   | NR   | 73       |
| Perchloroethylene .....             | 127-18-4   | NR   | NR   | NR   | 200   | NR   | NR       |
| Petrolatum .....                    | 8009-03-8  | ••   | 140  | 180  | ••  | ••   | ••       |
| Petroleum Oils, Refined.....        | Mixture    | 73   | 140  | 180  | 200   | NR   | ••       |
| Petroleum Oils, Sour.....           | Mixture    | ••   | 73   | 180  | 200   | NR   | ••       |
| Phenol .....                        | 108-95-2   | NR   | NR   | NR   | 200   | 73   | NR       |
| Phenylhydrazine .....               | 100-63-0   | NR   | NR   | NR   | NR  | NR   | ••       |
| Phenylhydrazine Hydrochloride ..... | 59-88-1    | NR   | NR   | NR   | ••  | ••   | ••       |
| Phosgene, Gas .....                 | 75-44-5    | NR   | NR   | NR   | NR  | 73   | ••       |
| Phosgene, Liquid .....              | 75-44-5    | NR   | NR   | NR   | NR  | 73   | ••       |
| Phosphoric Acid, 10% .....          | 7664-38-2  | 73   | 140‡ | 180‡ | 200   | 140  | 140      |
| Phosphoric Acid, 50% .....          | 7664-38-2  | NR   | 140‡ | 180‡ | 160   | 160  | 160      |
| Phosphoric Acid, 85% .....          | 7664-38-2  | NR   | 140‡ | 180‡ | 160   | 160  | 160      |
| Phosphoric Anhydride.....           | 1314-56-3  | ••   | 73   | 73   | ••  | ••   | ••       |
| Phosphorous Pentoxide .....         | 16752-60-6 | ••   | 73   | 180  | 200   | 200  | ••       |

Acrylonitrile-Butadiene-Styrene Polyvinyl Chloride Type 1 Grade 1 Chlorinated Polyvinyl Chloride Type IV Grade 1  
Fluorocarbon Elastomer (Viton® is a registered trademark of the DuPont Co.) Ethylene Propylene Diene Monomer

\*\* Maximum recommended temperature, for chemical resistance, under normal conditions. § Non-pressure, vent-only, applications when chemical is in gas form.

## Chemical Resistance



PVC, ABS and CPVC piping systems have very different chemical resistance. Review manufacturer's literature for all chemicals coming into contact with the piping materials prior to use.

The following table gives the chemical resistance of ABS, PVC and CPVC thermoplastic piping materials and three commonly used seal materials. The information shown is based upon laboratory tests conducted by the manufacturers of the materials, and it is intended to provide a general guideline on the resistance of these materials to various chemicals. **NOTICE:** This table is not a guarantee, and any piping systems using products made of these materials should be tested under actual service conditions to determine their suitability for a particular purpose. See website for most current data: [www.charlottepipe.com](http://www.charlottepipe.com)

Number = Maximum Recommended Temp. (°F)\*\*    CF = Consult Factory    NR = Not Recommended    •• = Incomplete Data

| Chemical Name                        | CAS #      | Pipe & Fitting Materials<br>Recommended Max. Temp (°F) |     |      | Seal Materials<br>Recommended Max. Temp. (°F) |      |          |
|--------------------------------------|------------|--|-----|------|---|------|----------|
|                                      |            | ABS  | PVC | CPVC | Viton®  | EPDM | Neoprene |
| Phosphorous, Red .....               | 7723-14-0  | NR   | 70  | ••   | ••  | ••   | ••       |
| Phosphorous, Yellow .....            | 12185-10-3 | NR   | 73  | ••   | ••  | ••   | ••       |
| Phosphorus Trichloride .....         | 7719-12-2  | NR   | NR  | NR   | ••  | ••   | NR       |
| Photographic Solutions.....          | Mixture    | ••   | 140 | 180  | 185   | ••   | 100      |
| Phthalic Acid, 10% .....             | 88-99-3    | 73   | 73  | ••   | 140   | ••   | NR       |
| Picric Acid .....                    | 88-89-1    | NR   | NR  | NR   | 140   | 140  | 70       |
| Pine Oil.....                        | 8002-09-3  | NR   | NR  | NR   | 73  | 73   | NR       |
| Plating Solutions, Brass.....        | Mixture    | ••   | 140 | 180  | 140   | 140  | 140      |
| Plating Solutions, Cadmium.....      | Mixture    | ••   | 140 | 180  | 180   | 180  | 140      |
| Plating Solutions, Chrome .....      | Mixture    | ••   | 140 | 180  | 180   | 180  | NR       |
| Plating Solutions, Copper .....      | Mixture    | ••   | 140 | 180  | 180   | 180  | 140      |
| Plating Solutions, Gold.....         | Mixture    | ••   | 140 | 180  | 180   | 73   | 73       |
| Plating Solutions, Indium .....      | Mixture    | ••   | ••  | ••   | 140   | 73   | 140      |
| Plating Solutions, Lead.....         | Mixture    | ••   | 140 | 180  | 180   | 180  | 140      |
| Plating Solutions, Nickel .....      | Mixture    | ••   | 140 | 180  | 180   | 180  | 140      |
| Plating Solutions, Rhodium.....      | Mixture    | ••   | 140 | 180  | 73  | 120  | 73       |
| Plating Solutions, Silver .....      | Mixture    | ••   | 140 | 180  | 140   | 120  | 140      |
| Plating Solutions, Tin .....         | Mixture    | ••   | 140 | 180  | 140   | 180  | 140      |
| Plating Solutions, Zinc .....        | Mixture    | ••   | 140 | 180  | 140   | 73   | 180      |
| POE Oils (Polyolester) .....         | Mixture    | NR   | NR  | NR   | NR  | NR   | NR       |
| Polyethylene Glycol (Carbowax) ..... | 25322-68-3 | ••   | 140 | 140  | 200   | 180  | 73       |
| Polypropylene Glycol.....            | 57-55-6    | 73   | NR  | NR   | 200   | 200  | 200      |
| Potash.....                          | Category   | 140  | 140 | 180  | 200   | 170  | 160      |
| Potassium Acetate .....              | 127-08-2   | ••   | ••  | 180  | ••  | ••   | ••       |
| Potassium Alum .....                 | 10043-67-1 | ••   | 140 | 180  | 200   | 200  | 160      |
| Potassium Aluminum Sulfate .....     | 10043-67-1 | ••   | 140 | 180  | 200   | 200  | 160      |
| Potassium Amyl Xanthate.....         | 2720-73-2  | ••   | NR  | ••   | ••  | ••   | ••       |
| Potassium Bicarbonate .....          | 298-14-6   | 140  | 140 | 180  | 200   | 170  | 160      |
| Potassium Bichromate .....           | 7778-50-9  | 140  | 140 | 180  | 200   | 170  | ••       |
| Potassium Bisulfate, Sat'd.....      | 7646-93-7  | ••   | 140 | 180  | 200   | 180  | 73       |
| Potassium Borate .....               | 1332-77-0  | 140  | 140 | 180  | 200   | 200  | ••       |
| Potassium Bromate .....              | 7758-01-2  | 140  | 140 | 180  | 200   | ••   | 140      |
| Potassium Bromide.....               | 7758-02-3  | 140  | 140 | 180  | 200   | 170  | 160      |
| Potassium Carbonate .....            | 584-08-7   | 140  | 140 | 180  | 200   | 170  | 160      |
| Potassium Chlorate.....              | 3811-04-9  | 140  | 140 | 180  | 200   | 170  | 160      |

Acrylonitrile-Butadiene-Styrene Polyvinyl Chloride Type 1 Grade 1 Chlorinated Polyvinyl Chloride Type IV Grade 1

Fluorocarbon Elastomer (Viton® is a registered trademark of the DuPont Co.) Ethylene Propylene Diene Monomer

\*\* Maximum recommended temperature, for chemical resistance, under normal conditions. § Non-pressure, vent-only, applications when chemical is in gas form.

‡ Must use solvent cement specially formulated for hypochlorite or caustic chemical service (IPS Weld-On 724 or equal).

## Chemical Resistance

The following table gives the chemical resistance of ABS, PVC and CPVC thermoplastic piping materials and three commonly used seal materials. The information shown is based upon laboratory tests conducted by the manufacturers of the materials, and it is intended to provide a general guideline on the resistance of these materials to various chemicals. **NOTICE:** This table is not a guarantee, and any piping systems using products made of these materials should be tested under actual service conditions to determine their suitability for a particular purpose. See website for most current data: [www.charlottepipe.com](http://www.charlottepipe.com)

Number = Maximum Recommended Temp. (°F)\*\*      CF = Consult Factory      NR = Not Recommended      •• = Incomplete Data

| Chemical Name                       | CAS #      | Pipe & Fitting Materials<br>Recommended Max. Temp (°F) |      |      | Seal Materials<br>Recommended Max. Temp. (°F) |      |          |
|-------------------------------------|------------|--|------|------|---|------|----------|
|                                     |            | ABS  | PVC  | CPVC | Viton ®                                       | EPDM | Neoprene |
| Potassium Chloride.....             | 7447-40-7  | 140  | 140  | 180  | 200   | 200  | 160      |
| Potassium Chromate.....             | 7789-00-6  | 140  | 140  | 180  | 200   | 170  | 70       |
| Potassium Cyanide.....              | 151-50-8   | 140  | 140  | 180  | 185   | 140  | 160      |
| Potassium Dichromate.....           | 7778-50-9  | 140  | 140  | 180  | 200   | 170  | ••       |
| Potassium Ethyl Xanthate.....       | 140-89-6   | ••   | 73   | ••   | ••  | ••   | ••       |
| Potassium Ferricyanide.....         | 13746-66-2 | 140  | 140  | 180  | 140   | 140  | 150      |
| Potassium Ferrocyanide.....         | 13943-58-3 | 140  | 140  | 180  | 140   | 140  | 150      |
| Potassium Fluoride.....             | 7789-23-3  | 140  | 140  | 180  | 200   | 140  | ••       |
| Potassium Hydroxide, 25%.....       | 1310-58-3  | 73   | 140‡ | 180‡ | NR  | 180  | 140      |
| Potassium Hydroxide, 50%.....       | 1310-58-3  | 73   | 140‡ | 180‡ | NR  | 180  | NR       |
| Potassium Hypochlorite.....         | 7778-66-7  | ••   | 73‡  | 180‡ | 73  | NR   | ••       |
| Potassium Iodide.....               | 7681-11-0  | ••   | 73   | 180  | 180   | 140  | 160      |
| Potassium Nitrate.....              | 7757-79-1  | 140  | 140  | 180  | 200   | 200  | 140      |
| Potassium Perborate.....            | 13769-41-0 | 140  | 140  | 180  | 73  | 73   | 73       |
| Potassium Perchlorate, (Sat'd)..... | 7778-74-7  | 140  | 140  | 180  | 150   | 140  | ••       |
| Potassium Permanganate, 10%.....    | 7722-64-7  | 140  | 140  | 180  | 140   | 200  | 100      |
| Potassium Permanganate, 25%.....    | 7722-64-7  | 140  | 140  | 180  | 140   | 140  | 100      |
| Potassium Persulfate, (Sat'd).....  | 7727-21-1  | 73   | 140  | 180  | 200   | 200  | 140      |
| Potassium Phosphate.....            | Category   | 73   | ••   | 180  | 180   | 180  | 180      |
| Potassium Sulfate.....              | 7778-80-5  | 73   | 140  | 180  | 200   | 200  | 140      |
| Potassium Sulfite.....              | 10117-38-1 | 73   | 140  | 180  | 200   | 200  | 140      |
| Potassium Tripolyphosphate.....     | 13845-36-8 | ••   | ••   | 180  | 100   | ••   | 73       |
| Propane.....                        | 74-98-6    | 140§   | 140§ | 73§  | 73  | NR   | 73       |
| Propanol.....                       | 71-23-8    | NR   | 140  | NR   | 200   | 200  | 140      |
| Propargyl Alcohol.....              | 107-19-7   | NR   | 140  | NR   | 140   | 140  | NR       |
| Propionic Acid, Up to 2%.....       | 79-09-4    | NR   | ••   | 180  | ••  | ••   | NR       |
| Propionic Acid, Over 2%.....        | 79-09-4    | NR   | ••   | NR   | ••  | ••   | NR       |
| Propyl Alcohol.....                 | 71-23-8    | NR   | 140  | NR   | 200   | 200  | 140      |
| Propylene Dichloride.....           | 78-87-5    | NR   | NR   | NR   | 73  | NR   | NR       |
| Propylene Glycol, Up to 25%.....    | 57-55-6    | 73   | 140  | 180  | 200   | 200  | 73       |
| Propylene Glycol, Up to 50%.....    | 57-55-6    | 73   | 140  | NR   | 200   | 200  | 73       |
| Propylene Oxide.....                | 75-56-9    | NR   | NR   | NR   | NR  | 73   | NR       |
| Pyridine.....                       | 110-86-1   | NR   | NR   | NR   | NR  | 73   | NR       |
| Pyrogalllic Acid.....               | 87-66-1    | ••   | 73   | ••   | ••  | ••   | 73       |
| Pyruvonnitrile.....                 | 631-57-2   | NR   | NR   | NR   | NR  | NR   | NR       |

Acrylonitrile-Butadiene-Styrene Polyvinyl Chloride Type 1 Grade 1 Chlorinated Polyvinyl Chloride Type IV Grade 1

Fluorocarbon Elastomer (Viton ® is a registered trademark of the DuPont Co.) Ethylene Propylene Diene Monomer

\*\* Maximum recommended temperature, for chemical resistance, under normal conditions. § Non-pressure, vent-only, applications when chemical is in gas form.

‡ Must use solvent cement specially formulated for hypochlorite or caustic chemical service (IPS Weld-On 724 or equal).

## Chemical Resistance

**CAUTION**

PVC, ABS and CPVC piping systems have very different chemical resistance. Review manufacturer's literature for all chemicals coming into contact with the piping materials prior to use.

The following table gives the chemical resistance of ABS, PVC and CPVC thermoplastic piping materials and three commonly used seal materials. The information shown is based upon laboratory tests conducted by the manufacturers of the materials, and it is intended to provide a general guideline on the resistance of these materials to various chemicals. **NOTICE:** This table is not a guarantee, and any piping systems using products made of these materials should be tested under actual service conditions to determine their suitability for a particular purpose. See website for most current data: [www.charlottepipe.com](http://www.charlottepipe.com)

Number = Maximum Recommended Temp. (°F)\*\*      CF = Consult Factory      NR = Not Recommended      •• = Incomplete Data

| Chemical Name                   | CAS #      | Pipe & Fitting Materials<br>Recommended Max. Temp (°F) |      |      | Seal Materials<br>Recommended Max. Temp. (°F) |      |          |
|---------------------------------|------------|--|------|------|---|------|----------|
|                                 |            | ABS  | PVC  | CPVC | Viton ®                                       | EPDM | Neoprene |
| Quaternary Ammonium Salts ..... | Category   | NR   | 140  | NR   | 73  | ••   | 73       |
| Radon Gas .....                 | 10043-92-2 | 140§   | 140§ | 140§ | 200   | 200  | 200      |
| Rayon Coagulating Bath .....    | Mixture    | ••   | 140  | NR   | ••  | ••   | ••       |
| Reverse Osmosis Water .....     | 7732-18-5  | 140  | 140  | 180  | 200   | 200  | 200      |
| Salicylaldehyde .....           | 90-02-8    | NR   | NR   | ••   | ••  | ••   | ••       |
| Salicylic Acid .....            | 69-72-7    | ••   | 140  | 180  | 185   | 200  | NR       |
| Sea Water .....                 | Mixture    | 140  | 140  | 180  | 200   | 200  | 200      |
| Sec-Butanol .....               | 78-92-2    | NR   | NR   | NR   | ••  | ••   | ••       |
| Selenic Acid .....              | 7783-08-6  | ••   | 140  | ••   | NR  | 73   | 73       |
| Silicic Acid .....              | 10193-36-9 | ••   | 140  | ••   | 200   | 140  | 140      |
| Silicone Oil.....               | 63148-62-9 | ••   | 100  | 180  | 200   | 140  | 200      |
| Silver Chloride .....           | 7783-90-6  | 140  | ••   | 180  | 73  | 73   | 73       |
| Silver Cyanide .....            | 506-64-9   | 140  | 140  | 180  | 140   | 140  | 73       |
| Silver Nitrate .....            | 7761-88-8  | 140  | 140  | 180  | 200   | 200  | 160      |
| Silver Sulfate .....            | 10294-26-5 | 140  | 140  | 180  | 200   | 170  | 73       |
| Soaps.....                      | Category   | 140  | 140  | 180  | 200   | 200  | 140      |
| Sodium Acetate.....             | 127-09-3   | 120  | 140  | 180  | NR  | 170  | NR       |
| Sodium Alum .....               | 7784-28-3  | 120  | 140  | 180  | 200   | 170  | 140      |
| Sodium Aluminate.....           | 1302-42-7  | 120  | ••   | 180  | 200   | 200  | 140      |
| Sodium Arsenate.....            | 10103-60-3 | 120  | 140  | 180  | 200   | 140  | 73       |
| Sodium Benzoate.....            | 532-32-1   | 120  | 140  | 180  | 200   | 200  | NR       |
| Sodium Bicarbonate.....         | 144-55-8   | 120  | 140  | 180  | 200   | 200  | 160      |
| Sodium Bichromate.....          | 10588-01-9 | 120  | 140  | 180  | 200   | 140  | 73       |
| Sodium Bisulfate.....           | 7681-38-1  | 120  | 140  | 180  | 200   | 200  | 140      |
| Sodium Bisulfite.....           | 7631-90-5  | 120  | 140  | 180  | 200   | 200  | 140      |
| Sodium Borate .....             | 1303-96-4  | 120  | 73   | 180  | 140   | 140  | 100      |
| Sodium Bromide.....             | 7647-15-6  | 120  | 140  | 180  | 200   | 200  | 73       |
| Sodium Carbonate .....          | 497-19-8   | 120  | 140  | 180  | 200   | 140  | 140      |
| Sodium Chlorate.....            | 7775-09-9  | 120  | 73   | 180  | 100   | 140  | 160      |
| Sodium Chloride.....            | 7647-14-5  | 120  | 140  | 180  | 200   | 140  | 160      |
| Sodium Chlorite .....           | 7758-19-2  | 120  | NR   | 180  | NR  | NR   | ••       |
| Sodium Chromate.....            | 7775-11-3  | 120  | 140  | 180  | 140   | 140  | 73       |
| Sodium Cyanide.....             | 143-33-9   | 120  | 73   | 180  | 140   | 140  | 140      |
| Sodium Dichromate.....          | 10588-01-9 | 120  | 140  | 180  | 200   | 140  | NR       |
| Sodium Ferricyanide.....        | 14217-21-1 | 120  | 140  | 180  | 140   | 140  | ••       |

Acrylonitrile-Butadiene-Styrene Polyvinyl Chloride Type 1 Grade 1 Chlorinated Polyvinyl Chloride Type IV Grade 1  
 Fluorocarbon Elastomer (Viton ® is a registered trademark of the DuPont Co.) Ethylene Propylene Diene Monomer  
 \*\* Maximum recommended temperature, for chemical resistance, under normal conditions. § Non-pressure, vent-only, applications when chemical is in gas form.



## Chemical Resistance

The following table gives the chemical resistance of ABS, PVC and CPVC thermoplastic piping materials and three commonly used seal materials. The information shown is based upon laboratory tests conducted by the manufacturers of the materials, and it is intended to provide a general guideline on the resistance of these materials to various chemicals. **NOTICE:** This table is not a guarantee, and any piping systems using products made of these materials should be tested under actual service conditions to determine their suitability for a particular purpose. See website for most current data: [www.charlottepipe.com](http://www.charlottepipe.com)

Number = Maximum Recommended Temp. (°F)\*\*      CF = Consult Factory      NR = Not Recommended      •• = Incomplete Data

| Chemical Name                          | CAS #        | Pipe & Fitting Materials<br>Recommended Max. Temp (°F) |      |      | Seal Materials<br>Recommended Max. Temp. (°F) |      |          |
|--|--------------|--|------|------|---|------|----------|
|  |              | ABS  | PVC  | CPVC | Viton®  | EPDM | Neoprene |
| Sodium Ferrocyanide.....               | 13601-19-9   | 120  | 140  | 180  | 140   | 140  | ••       |
| Sodium Fluoride.....                   | 7681-49-4    | 120  | 73   | 180  | 140   | 140  | 73       |
| Sodium Formate.....                    | 141-53-7     | ••   | ••   | 180  | ••  | ••   | ••       |
| Sodium Hydroxide, 15%.....             | 1310-73-2    | 120  | 140‡ | NR   | NR  | 180  | 160      |
| Sodium Hydroxide, 30%.....             | 1310-73-2    | 73   | 73‡  | NR   | NR  | 140  | 160      |
| Sodium Hydroxide, 50%.....             | 1310-73-2    | 73   | 73‡  | NR   | NR  | 140  | 160      |
| Sodium Hydroxide, 70%.....             | 1310-73-2    | NR   | 73‡  | NR   | NR  | 140  | 160      |
| Sodium Hypobromite.....                | 13824-96-9   | ••   | ••   | 180  | ••  | ••   | ••       |
| Sodium Hypochlorite, Sat'd, 12.5%..... | 7681-52-9    | NR   | 73‡  | 180‡ | 140   | NR   | NR       |
| Sodium Iodide.....                     | 7681-82-5    | ••   | ••   | 180  | 140   | 140  | 140      |
| Sodium Metaphosphate.....              | 10124-56-8   | 120  | 73   | 180  | 73  | 73   | ••       |
| Sodium Nitrate.....                    | 7631-99-4    | 120  | 140  | 180  | 200   | 200  | 140      |
| Sodium Nitrite.....                    | 7632-00-0    | 120  | 140  | 180  | 200   | 170  | 140      |
| Sodium Palmitate.....                  | 408-35-5     | ••   | 140  | 180  | ••  | ••   | ••       |
| Sodium Perborate.....                  | 7632-04-4    | 120  | 140  | 180  | 73  | 73   | 73       |
| Sodium Perchlorate.....                | 7601-89-0    | 120  | 140  | 180  | ••  | ••   | ••       |
| Sodium Peroxide.....                   | 1313-60-6    | NR   | 140  | 180  | 185   | 140  | 73       |
| Sodium Phosphate, Acid.....            | 7632-05-5    | 73   | 140  | 180  | 200   | 170  | 140      |
| Sodium Phosphate, Alkaline.....        | 7632-05-5    | 73   | 140  | 180  | 200   | 170  | 140      |
| Sodium Phosphate, Neutral.....         | 7632-05-5    | 73   | 140  | 180  | 200   | 170  | 140      |
| Sodium Silicate.....                   | 1344-09-8    | ••   | ••   | 180  | 200   | 200  | 140      |
| Sodium Sulfate.....                    | Multiple CAS | 73   | 140  | 180  | 200   | 140  | 140      |
| Sodium Sulfide.....                    | 1313-82-2    | 73   | 140  | 180  | 200   | 140  | 140      |
| Sodium Sulfite.....                    | 7757-83-7    | 73   | 140  | 180  | 200   | 140  | 140      |
| Sodium Thiosulfate.....                | 7772-98-7    | 73   | 140  | 180  | 200   | 200  | 160      |
| Sodium Tripolyphosphate.....           | 7758-29-4    | ••   | ••   | 180  | ••  | ••   | ••       |
| Sour Crude Oil.....                    | 8002-05-9    | NR   | 73   | 180  | 200   | NR   | NR       |
| Soybean Oil.....                       | 8001-22-7    | NR   | 140  | 180  | 200   | NR   | 73       |
| Soybean Oil, Epoxidized.....           | 8001-22-7    | NR   | NR   | NR   | 200   | NR   | NR       |
| Stannic Chloride.....                  | 7646-78-8    | 120  | 140  | 180  | 200   | 100  | NR       |
| Stannous Chloride.....                 | 7772-99-8    | 120  | 140  | 180  | 200   | 73   | 160      |
| Stannous Sulfate.....                  | 7488-55-3    | ••   | ••   | 180  | ••  | ••   | ••       |
| Starch.....                            | 9005-25-8    | 140  | 140  | 180  | 200   | 170  | 160      |
| Stearic Acid.....                      | 57-11-4      | ••   | 140  | 73   | 100   | NR   | 73       |
| Stoddard's Solvent.....                | 8052-41-3    | NR   | NR   | NR   | 185   | NR   | NR       |

Acrylonitrile-Butadiene-Styrene Polyvinyl Chloride Type 1 Grade 1 Chlorinated Polyvinyl Chloride Type IV Grade 1  
Fluorocarbon Elastomer (Viton® is a registered trademark of the DuPont Co.) Ethylene Propylene Diene Monomer  
\*\* Maximum recommended temperature, for chemical resistance, under normal conditions. § Non-pressure, vent-only, applications when chemical is in gas form.  
‡ Must use solvent cement specially formulated for hypochlorite or caustic chemical service (IPS Weld-On 724 or equal).

## Chemical Resistance



PVC, ABS and CPVC piping systems have very different chemical resistance. Review manufacturer's literature for all chemicals coming into contact with the piping materials prior to use.

The following table gives the chemical resistance of ABS, PVC and CPVC thermoplastic piping materials and three commonly used seal materials. The information shown is based upon laboratory tests conducted by the manufacturers of the materials, and it is intended to provide a general guideline on the resistance of these materials to various chemicals. **NOTICE:** This table is not a guarantee, and

any piping systems using products made of these materials should be tested under actual service conditions to determine their suitability for a particular purpose. See website for most current data: [www.charlottepipe.com](http://www.charlottepipe.com)

Number = Maximum Recommended Temp. (°F)\*\*    CF = Consult Factory    NR = Not Recommended    •• = Incomplete Data

| Chemical Name              | CAS #      | Pipe & Fitting Materials<br>Recommended Max. Temp (°F) |      |      | Seal Materials<br>Recommended Max. Temp. (°F) |      |          |
|----------------------------|------------|--|------|------|---|------|----------|
|                            |            | ABS  | PVC  | CPVC | Viton ®                                       | EPDM | Neoprene |
| Strontium Chloride.....    | 10476-85-4 | ••   | ••   | 180  | ••  | ••   | ••       |
| Styrene Monomer.....       | 100-42-5   | NR   | NR   | NR   | NR  | NR   | NR       |
| Succinic Acid.....         | 110-15-6   | ••   | 140  | ••   | 73  | 73   | ••       |
| Sugar Syrup.....           | Mixture    | 73   | 140  | 180  | 180   | 180  | ••       |
| Sulfamic Acid.....         | 5329-14-6  | NR   | NR   | 180  | NR  | NR   | 73       |
| Sulfate Liquors.....       | Category   | ••   | ••   | ••   | 73  | 73   | ••       |
| Sulfite Liquors.....       | Category   | ••   | ••   | 180  | 140   | 140  | 73       |
| Sulfur.....                | 7704-34-9  | ••   | 140  | 73   | 200   | ••   | 73       |
| Sulfur Chloride.....       | 10545-99-0 | NR   | NR   | 180  | 140   | NR   | NR       |
| Sulfur Dioxide, Dry.....   | 7446-09-5  | 73§  | 140§ | NR   | 100   | 73   | NR       |
| Sulfur Dioxide, Wet.....   | 7446-09-5  | 73§  | 73§  | NR   | 140   | 140  | ••       |
| Sulfur Trioxide.....       | 7446-11-9  | ••   | 140  | 180  | 140   | 73   | NR       |
| Sulfur Trioxide, Gas.....  | 7446-11-9  | 140§   | 140§ | ••   | 140   | 73   | NR       |
| Sulfuric Acid, 10%.....    | 7664-93-9  | 120  | 140‡ | 180‡ | 200   | 140  | 160      |
| Sulfuric Acid, 20%.....    | 7664-93-9  | 120  | 140‡ | 180‡ | 200   | 140  | 160      |
| Sulfuric Acid, 30%.....    | 7664-93-9  | NR   | 140‡ | 180‡ | 200   | 200  | 160      |
| Sulfuric Acid, 50%.....    | 7664-93-9  | NR   | 140‡ | 180‡ | 200   | 200  | 160      |
| Sulfuric Acid, 60%.....    | 7664-93-9  | NR   | 140‡ | 180‡ | 200   | 200  | 73       |
| Sulfuric Acid, 70%.....    | 7664-93-9  | NR   | 140‡ | 180‡ | 200   | NR   | NR       |
| Sulfuric Acid, 80%.....    | 7664-93-9  | NR   | 73‡  | 180‡ | 180   | NR   | NR       |
| Sulfuric Acid, 90%.....    | 7664-93-9  | NR   | NR   | 140‡ | 160   | NR   | NR       |
| Sulfuric Acid, 93%.....    | 7664-93-9  | NR   | NR   | 73‡  | 160   | NR   | NR       |
| Sulfuric Acid, 98%.....    | 7664-93-9  | NR   | NR   | 73‡  | 160   | NR   | NR       |
| Sulfuric Acid, 100%.....   | 7664-93-9  | NR   | NR   | NR   | 160   | NR   | NR       |
| Sulfurous Acid.....        | 7782-99-2  | NR   | 140  | 180  | NR  | NR   | NR       |
| Surfactants, Nonionic..... | Category   | 140  | 140  | NR   | 200   | 200  | 160      |
| Tall Oil.....              | 8002-26-4  | ••   | 140  | 180  | 73  | NR   | 73       |
| Tannic Acid, 10%.....      | 1401-55-4  | NR   | 140  | 180  | 100   | 73   | 100      |
| Tannic Acid, 30%.....      | 1401-55-4  | NR   | 73   | 73   | ••  | ••   | ••       |
| Tanning Liquors.....       | Category   | 140  | 140  | 180  | 200   | ••   | 73       |
| Tar.....                   | 8007-45-2  | NR   | NR   | NR   | 185   | NR   | 73       |
| Tartaric Acid.....         | 526-83-0   | 140  | 73   | 73   | 73  | NR   | 73       |
| Terpenes.....              | Category   | NR   | ••   | NR   | ••  | ••   | ••       |
| Tetrachloroethylene.....   | 127-18-4   | NR   | NR   | NR   | 200   | NR   | NR       |
| Tetraethyl Lead.....       | 78-00-2    | NR   | 73   | ••   | 73  | NR   | ••       |

Acrylonitrile-Butadiene-Styrene Polyvinyl Chloride Type 1 Grade 1 Chlorinated Polyvinyl Chloride Type IV Grade 1

Fluorocarbon Elastomer (Viton ® is a registered trademark of the DuPont Co.) Ethylene Propylene Diene Monomer

\*\* Maximum recommended temperature, for chemical resistance, under normal conditions. § Non-pressure, vent-only, applications when chemical is in gas form.

‡ Must use solvent cement specially formulated for hypochlorite or caustic chemical service (IPS Weld-On 724 or equal).

## Chemical Resistance

The following table gives the chemical resistance of ABS, PVC and CPVC thermoplastic piping materials and three commonly used seal materials. The information shown is based upon laboratory tests conducted by the manufacturers of the materials, and it is intended to provide a general guideline on the resistance of these materials to various chemicals. **NOTICE:** This table is not a guarantee, and any piping systems using products made of these materials should be tested under actual service conditions to determine their suitability for a particular purpose. See website for most current data: [www.charlottepipe.com](http://www.charlottepipe.com)

Number = Maximum Recommended Temp. (°F)\*\*      CF = Consult Factory      NR = Not Recommended      •• = Incomplete Data

| Chemical Name                   | CAS #      | Pipe & Fitting Materials<br>Recommended Max. Temp (°F) |      |      | Seal Materials<br>Recommended Max. Temp. (°F) |      |          |
|---------------------------------|------------|--|------|------|---|------|----------|
|                                 |            | ABS  | PVC  | CPVC | Viton®  | EPDM | Neoprene |
| Tetrahydrofuran.....            | 109-99-9   | NR   | NR   | NR   | NR  | NR   | NR       |
| Tetralin.....                   | 119-64-2   | NR   | NR   | NR   | NR  | NR   | NR       |
| Tetrasodium pyrophosphate.....  | 7722-88-5  | ••   | 140  | 180  | ••  | ••   | ••       |
| Texanol.....                    | 25265-77-4 | ••   | ••   | NR   | ••  | ••   | ••       |
| Thionyl Chloride.....           | 7719-09-7  | NR   | NR   | NR   | ••  | ••   | NR       |
| Thread Cutting Oils.....        | Category   | 73   | 73   | ••   | 73  | NR   | ••       |
| Titanium Tetrachloride.....     | 7550-45-0  | NR   | NR   | NR   | 185   | NR   | NR       |
| Toluene, Toluol.....            | 108-88-3   | NR   | NR   | NR   | 73  | NR   | NR       |
| Toluene-Kerosene, 25%-75%.....  | Mixture    | NR   | NR   | NR   | 73  | NR   | NR       |
| Tomato Juice.....               | Mixture    | 73   | 73   | 73   | 200   | 200  | 140      |
| Toxaphene-Xylene, 90%-100%..... | Mixture    | NR   | NR   | NR   | 73  | NR   | NR       |
| Transformer Oil.....            | Category   | NR   | 140  | 180  | 200   | NR   | 73       |
| Transmission Fluid, Type A..... | Mixture    | NR   | NR   | 180  | 200   | NR   | 73       |
| Tributyl Citrate.....           | 77-94-1    | NR   | NR   | NR   | NR  | 73   | 73       |
| Tributyl Phosphate.....         | 126-73-8   | NR   | NR   | NR   | NR  | 73   | NR       |
| Trichloroacetic Acid, <20%..... | 76-03-9    | NR   | 140  | NR   | NR  | NR   | NR       |
| Trichloroethane.....            | Category   | NR   | NR   | NR   | 185   | NR   | NR       |
| Trichloroethylene.....          | 79-01-6    | NR   | NR   | NR   | 185   | NR   | NR       |
| Triethanolamine.....            | 102-71-6   | 73   | 73   | 73   | NR  | 160  | NR       |
| Triethylamine.....              | 121-44-8   | NR   | 73   | NR   | 200   | 160  | 73       |
| Trimethylpropane.....           | 77-99-6    | NR   | 73   | ••   | ••  | 180  | 160      |
| Trisodium Phosphate.....        | 7601-54-9  | 73   | 140  | 180  | 185   | 73   | 73       |
| Turpentine.....                 | 9005-90-7  | NR   | 140  | NR   | 150   | NR   | NR       |
| Urea.....                       | 57-13-6    | 73   | 140  | 180  | 185   | 200  | 140      |
| Urine.....                      | Mixture    | 140  | 140  | 180  | 73  | 200  | 140      |
| Vaseline.....                   | 8009-03-8  | NR   | NR   | NR   | 73  | NR   | 140      |
| Vegetable Oil.....              | 68956-68-3 | 73   | 140  | NR   | 200   | NR   | 73       |
| Vinegar.....                    | 64-19-7    | 120  | 140‡ | 180‡ | 73  | 200  | NR       |
| Vinyl Acetate.....              | 108-05-4   | NR   | NR   | NR   | NR  | 73   | NR       |
| Water.....                      | 7732-18-5  | 140  | 140  | 180  | 200   | 200  | 160      |
| Water, Acid Mine.....           | 7732-18-5  | 140  | 140  | 180  | ••  | 200  | 200      |
| Water, Deionized.....           | 7732-18-5  | 140  | 140  | 180  | 200   | 200  | 200      |
| Water, Demineralized.....       | 7732-18-5  | 140  | 140  | 180  | 200   | 200  | 200      |
| Water, Distilled.....           | 7732-18-5  | 140  | 140  | 180  | 200   | 200  | 200      |
| Water, Potable.....             | 7732-18-5  | 140  | 140  | 180  | 200   | 200  | 200      |

Acrylonitrile-Butadiene-Styrene Polyvinyl Chloride Type 1 Grade 1 Chlorinated Polyvinyl Chloride Type IV Grade 1  
Fluorocarbon Elastomer (Viton® is a registered trademark of the DuPont Co.) Ethylene Propylene Diene Monomer

\*\* Maximum recommended temperature, for chemical resistance, under normal conditions. ‡ Non-pressure, vent-only, applications when chemical is in gas form.

## Chemical Resistance



PVC, ABS and CPVC piping systems have very different chemical resistance. Review manufacturer's literature for all chemicals coming into contact with the piping materials prior to use.

The following table gives the chemical resistance of ABS, PVC and CPVC thermoplastic piping materials and three commonly used seal materials. The information shown is based upon laboratory tests conducted by the manufacturers of the materials, and it is intended to provide a general guideline on the resistance of these materials to various chemicals. **NOTICE:** This table is not a guarantee, and any piping systems using products made of these materials should be tested under actual service conditions to determine their suitability for a particular purpose. See website for most current data: [www.charlottepipe.com](http://www.charlottepipe.com)

Number = Maximum Recommended Temp. (°F)\*\*    CF = Consult Factory    NR = Not Recommended    •• = Incomplete Data

| Chemical Name              | CAS #      | Pipe & Fitting Materials<br>Recommended Max. Temp (°F) |     |      | Seal Materials<br>Recommended Max. Temp. (°F) |      |          |
|----------------------------|------------|--|-----|------|---|------|----------|
|                            |            | ABS  | PVC | CPVC | Viton ®                                       | EPDM | Neoprene |
| Water, Salt .....          | 7732-18-5  | 140  | 140 | 180  | 200   | 200  | 200      |
| Water, Sea .....           | 7732-18-5  | 140  | 140 | 180  | 200   | 200  | 200      |
| Water, Sewage .....        | 7732-18-5  | 140  | 140 | 180  | 200   | 200  | 200      |
| Water, Spa .....           | 7732-18-5  | NR   | 140 | 180  | 200   | 200  | 200      |
| Water, Swimming Pool ..... | 7732-18-5  | 140  | 140 | 180  | 200   | 200  | 200      |
| WD 40 .....                | Mixture    | NR   | ••  | NR   | ••  | ••   | ••       |
| Whiskey .....              | Mixture    | NR   | 140 | 180  | 140   | 200  | 140      |
| White Liquor .....         | 68131-33-9 | 73   | 140 | 180  | 180   | 200  | 140      |
| Wines .....                | Mixture    | NR   | 140 | 180  | 140   | 170  | 140      |
| Xylene .....               | 1330-20-7  | NR   | NR  | NR   | 150   | NR   | NR       |
| Zinc Acetate .....         | 557-34-6   | ••   | 140 | 180  | 73  | 180  | 160      |
| Zinc Bromide .....         | 7699-45-8  | ••   | 140 | 180  | ••  | ••   | ••       |
| Zinc Carbonate .....       | 3486-35-9  | 120  | ••  | 180  | 73  | 73   | 73       |
| Zinc Chloride .....        | 7646-85-7  | 120  | 140 | 180  | 200   | 180  | 180      |
| Zinc Nitrate .....         | 7779-88-6  | 120  | 140 | 180  | 200   | 180  | ••       |
| Zinc Phosphate .....       | 7779-90-0  | ••   | ••  | 180  | 73  | 73   | 73       |
| Zinc Sulfate .....         | 7733-02-0  | ••   | 140 | 180  | 200   | 180  | 140      |
|                            |            |  |     |      |   |      |          |
|                            |            |  |     |      |   |      |          |

In most cases CAS numbers define one specific chemical with a specific chemical structure. Mixtures of several chemicals, categories of chemicals, metal alloys, and chemical Isomers will not have a specific CAS number. Instead they could contain multiple CAS numbers or none at all.

Acrylonitrile-Butadiene-Styrene Polyvinyl Chloride Type 1 Grade 1 Chlorinated Polyvinyl Chloride Type IV Grade 1  
 Fluorocarbon Elastomer (Viton ® is a registered trademark of the DuPont Co.) Ethylene Propylene Diene Monomer  
 \*\* Maximum recommended temperature, for chemical resistance, under normal conditions. § Non-pressure, vent-only, applications when chemical is in gas form.

## Installation Procedures for ABS, PVC and CPVC Piping Systems

The following information contains installation and testing procedures. These instructions, however, do not encompass all of the requirements for the design or installation of a piping system.

- Systems should be installed in a good and workmanlike manner consistent with normal industry standards and in conformance with all applicable plumbing, fire and building code requirements.
- Pipe and fitting systems should be used for their intended purpose as defined by local plumbing and building codes and the applicable ASTM standard.
- Follow manufacturers' instructions for all products.

PVC, CPVC and ABS piping systems may be joined by solvent cementing, with threaded connections, flanges or roll grooving. Detail on each of these joining systems is provided within the following pages. When applicable, Charlotte Pipe recommends socket (solvent cement) joining for PVC, CPVC and ABS piping systems.

## Cutting, Joint Preparation and Solvent Cement

The tools, cleaner, primer, solvent cement and techniques required to properly join plastic piping systems are dependant upon application, pipe diameter and weather conditions. Charlotte Pipe and Foundry recommends that installers be trained and pass the ASME B 31.3 Bonder Qualification Test.

Please see the Special Considerations section of this manual for additional information.

This installation manual provides direction for the installation of the following piping systems:

- ½" – 2" FlowGuard Gold® and ReUze® CTS CPVC pipe and fitting systems with one step solvent cement.
- ½" – 4" Iron Pipe Size ABS, PVC and CPVC pipe and fitting systems with two step solvent cement.
- 6" Iron Pipe Size and larger ABS, PVC and CPVC pipe and fitting systems with two step solvent cement.

### **WARNING**

To reduce the risk of death or serious injury from an explosion, collapse or projectile hazard and to reduce the risk of property damage from a system failure:

- Always follow the warnings and procedures provided in this manual.
- Only use PVC/ABS/CPVC pipe and fitting for the conveyance of fluids as defined within the applicable ASTM standards.
- Never use PVC/ABS/CPVC pipe and fittings for the conveyance of gasses.
- Never use PVC/ABS/CPVC pipe or fittings in structural application or in any load-bearing applications.
- Never strike the pipe or fittings or drive them into the ground or into any other hard substance.

### **WARNING**

Failure to follow **safety precautions** may result in misapplication or improper installation and testing which can cause severe personal injury and / or property damage.

### **WARNING**

Do not use for SPUD GUNS, FLAMETHROWERS, or COMPRESSED AIR GUNS. May result in property damage, injury or death. Use only for fluid handling / plumbing applications.

### **NOTICE**

- Using an external heat source to bend PVC, CPVC, or ABS may result in structural damage to pipe and fittings.
- Always make changes in direction with fittings.

## FlowGuard Gold® and ReUze® CTS Installation Procedures

### 1. Cut Pipe

- Cut pipe square with the axis. All joints are sealed at the base of the fitting hub. An angled cut may result in joint failure.
- Acceptable tools include ratchet type pipe cutter, miter saw or wheel type pipe cutter. Wheel type pipe cutters must employ a blade designed to cut plastic pipe. Ratchet cutters should be sharpened regularly.
- If any indication of damage or cracking is evident at the tube end, cut off at least 2" of pipe beyond any visible cracks.



### 2. Remove Burrs and Bevel

- Remove all pipe burrs from inside and outside diameter of pipe with a knife edge, file or de-burring tool.
- Chamfer (bevel) the end of the pipe 10° - 15°.



### 3. Clean and Dry Pipe and Fittings

- Remove surface dirt, grease or moisture with a clean dry cloth.



### 4. Dry Fit

- With light pressure, pipe should go one half to two thirds of the way into the fitting hub. Pipe and fittings that are too tight or too loose should not be used.




### 5. Applicator

- Use an applicator that is one half the size of the pipe's diameter.
- Too large an applicator will force excess primer or cement into the inside of the fitting. Too small an applicator will not apply sufficient cement.



### 6. Coat Surface with Cement

- Stir or shake the cement prior to use.
- Apply a full even layer of cement to the pipe surface to a point 1/2" beyond the hub depth. Aggressively work the cement into the surface.
- Without re-dipping the applicator in the cement, apply a thin layer of cement to the fitting socket aggressively working it into the surface.



- Do not allow cement to puddle or accumulate inside the system.
- Solvent cement should conform to ASTM F 493 as shown in the accompanying table. All purpose cement is not recommended.
- Primer is not required for FlowGuard Gold® one-step cement, but may be used. Check local code requirements.

## 7. Join Pipe and Fittings



- Assemble pipe and fittings quickly while cement is fluid. If cement has hardened, cut pipe, dispose of fitting and start over.
- Insert pipe into fitting hub giving a quarter turn ensuring an even distribution of cement within the joint.
- Once the pipe contacts the socket bottom hold pipe and fitting together until the pipe does not back out.
- Align all piping system components properly without strain. Do not bend or pull pipe into position after being solvent welded.
- See table for recommended set and cure times.

- Remove excess cement from the exterior. A properly made joint will show a continuous bead of cement around the perimeter. If voids appear sufficient cement may not have been applied and joint failure may result.



## **WARNING**

Primers and cements are extremely flammable and may be explosive. Do not store or use near open flame or elevated temperatures, which may result in injury or death.

- Solvent fumes created during the joining process are heavier than air and may be trapped in newly installed piping systems.
- Ignition of the solvent vapors caused by spark or flame may result in injury or death from explosion or fire.
- Read and obey all manufacturers' warnings and any instructions pertaining to primers and cements.
- Provide adequate ventilation to reduce fire hazard and to minimize inhalation of solvent vapors when working with cements, primers and new piping systems.

## ABS, PVC and CPVC Iron Pipe Size Installation Procedures

### 1/2" – 4" Iron Pipe Size ABS, PVC and CPVC Pipe and Fitting Systems

#### 1. Cut Pipe

- Cut pipe square with the axis. All joints are sealed at the base of the fitting hub. An angled cut may result in joint failure.
- Acceptable tools include ratchet type pipe cutter, miter saw, reciprocating saw, mechanical cut off saw with carbide tipped blade or wheel type pipe cutter. Wheel type pipe cutters must employ a blade designed to cut plastic pipe. Ratchet cutters should be sharpened regularly.
- If any indication of damage or cracking is evident at the pipe end, cut off at least 2" of pipe beyond any visible cracks.



#### 2. Remove Burrs and Bevel

- Remove all pipe burrs from inside and outside diameter of pipe with a knife edge, file or de-burring tool.
- Chamfer (bevel) the end of the pipe 10° - 15°.



#### 3. Clean and Dry Pipe and Fittings

- Remove surface dirt, grease or moisture with a clean dry cloth.



#### 4. Dry Fit

- With light pressure, pipe should go one half to two thirds of the way into the fitting hub. Pipe and fittings that are too tight or too loose should not be used.



#### 5. Applicator

- Use an applicator that is one half the size of the pipe's diameter. Daubers, natural bristle brushes or swabs are recommended. Rollers are not recommended.
- Too large an applicator will force excess primer or cement into the inside of the fitting. Too small an applicator will not apply sufficient cement.


#### 6. Coat Surface with Primer

- Apply primer to the fitting socket aggressively working it into the surface.






- Apply primer to the pipe surface to a point ½" beyond the hub depth. Aggressively work the primer into the surface.



- Without re-dipping the applicator in the cement, apply a medium layer of cement to the fitting socket aggressively working it into the surface. On bell end pipe do not coat beyond the socket depth.



- Apply a second coat of primer to the fitting socket aggressively working it into the surface.



- Apply a second full coat of cement to the pipe surface aggressively working it in.



- More applications of primer may be required on hard surfaces or cold weather conditions.
- Once the surface is primed remove all puddles of excess primer from the fitting socket.
- Primer should conform to ASTM F 656.
- The use of primer for ABS is not recommended. Check local code requirements.

- Do not allow cement to puddle or accumulate inside the system.
- Solvent cement should conform to the appropriate ASTM standard for the piping system as shown in the accompanying table. All purpose cement is not recommended

## 7. Coat Surface with Cement



- Cement must be applied while primer is wet.
- Stir or shake the cement prior to use.
- Apply a full even layer of cement to the pipe surface to a point ½" beyond the hub depth. Aggressively work the cement into the surface.

## 8. Join Pipe and Fittings



- Assemble pipe and fittings quickly while cement is fluid. If cement has hardened, cut pipe, dispose of fitting and start over.
- Insert pipe into the fitting hub giving a quarter turn as the pipe is being inserted, ensuring an even distribution of the cement within the joint. Do not quarter turn the pipe after contact with socket bottom.
- Once the pipe contacts the socket bottom hold pipe and fitting together until the pipe does not back out.
- See table for recommended set and cure times.

- Remove excess cement from the exterior. A properly made joint will show a continuous bead of cement around the perimeter. If voids appear sufficient cement may not have been applied and joint failure may result.



- Align all piping system components properly without strain. Do not bend or pull pipe into position after being solvent welded.

## **WARNING**

Primers and cements are extremely flammable and may be explosive. Do not store or use near open flame or elevated temperatures, which may result in injury or death.

- Solvent fumes created during the joining process are heavier than air and may be trapped in newly installed piping systems.
- Ignition of the solvent vapors caused by spark or flame may result in injury or death from explosion or fire.
- Read and obey all manufacturers' warnings and any instructions pertaining to primers and cements.
- Provide adequate ventilation to reduce fire hazard and to minimize inhalation of solvent vapors when working with cements, primers and new piping systems.

## ABS, PVC and CPVC Iron Pipe Size Installation Procedures

### 6" and Larger Iron Pipe Size ABS, PVC and CPVC Pipe and Fitting Systems

Joining larger diameter piping systems, particularly for pressure applications, requires a higher degree of skill. Proper installation technique is critical. Close attention to the steps below will help professional mechanics to complete successful installations.

#### 1. Cut Pipe

- Cut pipe square with the axis. All joints are sealed at the base of the fitting hub. An angled cut may result in joint failure.
- Acceptable tools include reciprocating saw, mechanical cut off saw with carbide tipped blade or other appropriate tool.
- If any indication of damage or cracking is evident at the (tube / pipe) end, cut off at least 2" of pipe beyond any visible cracks.



#### 2. Remove Burrs and Bevel

- Remove all pipe burrs from inside and outside diameter of pipe with a de-burring tool.
- Chamfer (bevel) the end of the pipe 10° - 15°. Powered and manual chamfering tools are available.



#### 3. Clean and Dry Pipe and Fittings

- Remove surface dirt, grease or moisture with a clean dry cloth.



#### 4. Mark Insertion Depth

- Measure the fitting hub depth. Using a pipe wrap as a straight edge mark the insertion depth plus 2" in a heavy continuous line around the circumference of the pipe.



#### 5. Dry Fit

- With light pressure, pipe should go one half to two thirds of the way into the fitting hub. Pipe and fittings that are too tight or too loose should not be used.



#### 6. Applicator

- Use an applicator that is one half the size of the pipe's diameter. Use of an appropriately sized applicator will ensure that adequate cement is applied. Natural bristle brushes or swabs are recommended. Rollers are not recommended.
- Too small an applicator will not apply sufficient cement.



## 7. Crew Size

- Working rapidly, especially in adverse weather conditions, will improve installations. For 6" to 8" diameters a crew size of 2 to 3 mechanics is required. For 10" pipe diameters and larger a crew of 3 to 4 mechanics may be required.

## 8. Coat Surface with Primer

- Apply primer to the fitting socket aggressively working it into the surface.



- Apply primer to the pipe surface to a point 1/2" beyond the hub depth. Aggressively work the primer into the surface.



- Apply a second coat of primer to the fitting socket aggressively working it into the surface.
- More applications of primer may be required on hard surfaces or cold weather conditions.



- NOTICE:** Pipe diameters 6" and larger must be installed using IPS P-70 or Oatey Industrial Grade primers.

## WARNING

Primers and cements are extremely flammable and may be explosive. Do not store or use near open flame or elevated temperatures, which may result in injury or death.

- Solvent fumes created during the joining process are heavier than air and may be trapped in newly installed piping systems.
- Ignition of the solvent vapors caused by spark or flame may result in injury or death from explosion or fire.
- Read and obey all manufacturers' warnings and any instructions pertaining to primers and cements.
- Provide adequate ventilation to reduce fire hazard and to minimize inhalation of solvent vapors when working with cements, primers and new piping systems.

- Once the surface is primed remove all puddles of excess primer from the fitting socket.
- The use of primer for ABS is not recommended. Check local code requirements.

## 9. Coat Surface with Cement


- Cement must be applied while primer is wet. It is ideal if one mechanic applies the primer while a second immediately applies the cement.
- Stir or shake the cement prior to use.
- Apply a full even layer of cement to the pipe surface to a point 1/2" beyond the hub depth. Aggressively work the cement into the surface.



- Apply a medium layer of cement to the fitting socket aggressively working it into the surface. On bell end pipe do not coat beyond the socket depth.



- Apply a second full coat of cement to the pipe surface aggressively working it in.



- Do not allow cement to puddle or accumulate inside the system.

- Solvent cement should conform to the appropriate ASTM standard for the piping system as shown in the accompanying table. Heavy bodied cement is recommended. All purpose cement is not recommended

- **NOTICE:** CPVC Schedule 80 systems must be installed using IPS 714 or Oatey CPVC Heavy Duty Orange solvent cements.

## 10. Join Pipe and Fittings

- Assemble pipe and fittings quickly while cement is fluid. If cement has hardened, cut pipe, dispose of fitting and start over.

- It is very important that the pipe is fully inserted to the fitting stop at the bottom of the fitting. Large diameter pipe is heavy and can develop significant resistance during insertion. The use of a pulling tool designed for plastic piping systems is recommended.



## ! CAUTION

Failure to follow proper installation practices, procedures, or techniques may result in personal injury, system failure or property damage.

- Use a solvent cement / primer applicator that is 1/2 the size of the pipe's diameter. Too large an applicator will result in excess cement inside the fitting. Too small an applicator will not apply sufficient cement.
- Cut pipe square.
- Do not use dull or broken cutting tool blades when cutting pipe.
- Do not test until recommended cure times are met.
- Align all piping system components properly without strain. Do not bend or pull pipe into position after being solvent welded.

- Measure to verify that the pipe has been inserted to within 2" of the insertion line.



- To ensure joint integrity, once insertion is complete, the pulling tool can be used to hold the joint in place during set time and also to ensure that the pipe does not back out.



- See table for recommended set and cure times.

- Remove excess cement from the exterior. A properly made joint will show a continuous bead of cement around the perimeter. If voids appear sufficient, cement may not have been applied and joint failure may result.
- Align all piping system components properly without strain. Do not bend or pull pipe into position after being solvent welded.



## **WARNING**

Primers and cements are extremely flammable and may be explosive. Do not store or use near open flame or elevated temperatures, which may result in injury or death.

- Solvent fumes created during the joining process are heavier than air and may be trapped in newly installed piping systems.
- Ignition of the solvent vapors caused by spark or flame may result in injury or death from explosion or fire.
- Read and obey all manufacturers' warnings and any instructions pertaining to primers and cements.
- Provide adequate ventilation to reduce fire hazard and to minimize inhalation of solvent vapors when working with cements, primers and new piping systems.

## Solvent Cements

| Pipe and Fitting System             | Diameter (in.) | Solvent Cement Standard | Cement Color (common usage, check local code) | Description              | Primer (common usage, check local code)                    |
|-------------------------------------|----------------|-------------------------|---|--------------------------|--|
| ABS DWV                             | 1½ - 6         | ASTM D 2235             | Black   | Regular or Medium-Bodied | Not Recommended  |
| ABS Plus® Foam Core Pipe            | 1½ - 4         | ASTM D 2235             | Black   | Regular or Medium-Bodied | Not Recommended  |
| FlowGuard Gold® and ReUze® CTS CPVC | ½ - 2          | ASTM F 493              | Yellow  | Regular-Bodied           | Optional   |
| CPVC Sch. 80                        | ½ - 2          | ASTM F 493              | IPS 714 or Oatey CPVC Heavy Duty Orange       | Heavy-Bodied             | IPS P-70 or Oatey Industrial Grade                         |
| CPVC Sch. 80                        | 2½ - 8         | ASTM F 493              | IPS 714 or Oatey CPVC Heavy Duty Orange       | Heavy-Bodied             | IPS P-70 or Oatey Industrial Grade                         |
| CPVC Sch. 40 ChemDrain              | 1¼ - 8         | ASTM F 493              | ChemDrain Mustard Yellow (Required)           | Heavy-Bodied             | 6" and larger: IPS P-70 or Oatey Industrial Grade required |
| PVC DWV or Sch. 40 Pressure         | ½ - 4          | ASTM D 2564             | Clear   | Regular or Medium-Bodied | Required<br>ASTM F 656                                     |
| PVC DWV or Sch. 40 Pressure         | 6 - 16         | ASTM D 2564             | Clear or Grey                                 | Medium or Heavy-Bodied   | Required<br>ASTM F 656                                     |
| PVC Sch. 80                         | ¼ - 2          | ASTM D 2564             | Grey  | Medium or Heavy-Bodied   | Required<br>ASTM F 656                                     |
| PVC Sch. 80                         | 2½ - 16        | ASTM D 2564             | Grey  | Heavy-Bodied             | IPS P-70 or Oatey Industrial Grade                         |

**NOTICE:** Aerosol or spray-on type primers/solvent cements are not recommended. The practice of aggressively scouring the pipe and fittings with both primer and solvent cement is an integral part of the joining process. Not working the primer or solvent cement into the pipe or fitting could cause potential system failure or property damage.

## WARNING

**Primers and cements are extremely flammable and may be explosive. Do not store or use near open flame or elevated temperatures, which may result in injury or death.**

- Solvent fumes created during the joining process are heavier than air and may be trapped in newly installed piping systems.
- Ignition of the solvent vapors caused by spark or flame may result in injury or death from explosion or fire.
- Read and obey all manufacturers' warnings and any instructions pertaining to primers and cements.
- Provide adequate ventilation to reduce fire hazard and to minimize inhalation of solvent vapors when working with cements, primers and new piping systems.

## Applicator Types

| Nominal Pipe Size (in.) | Applicator Type |                   |                   |
|-------------------------|-----------------|-------------------|-------------------|
|                         | Dauber          | Brush Width (in.) | Swab Length (in.) |
| ¼                       | A               | ½                 | NR                |
| ⅜                       | A               | ½                 | NR                |
| ½                       | A               | ½                 | NR                |
| ¾                       | A               | 1                 | NR                |
| 1                       | A               | 1                 | NR                |
| 1¼                      | A               | 1                 | NR                |
| 1½                      | A               | 1 - 1½            | NR                |
| 2                       | A               | 1 - 1½            | NR                |
| 2½                      | NR              | 1½ - 2            | NR                |
| 3                       | NR              | 1½ - 2½           | NR                |
| 4                       | NR              | 2 - 3             | 3                 |
| 6                       | NR              | 3 - 5             | 3                 |
| 8                       | NR              | 4 - 6             | 7                 |
| 10                      | NR              | 6 - 8             | 7                 |
| 12                      | NR              | 6 - 8             | 7                 |
| 14                      | NR              | 7 - 8             | 7                 |
| 16                      | NR              | 8+                | 8                 |

A = Acceptable

NR = Not Recommended

**NOTICE:** Rollers are not recommended.

## Joint Curing

The joint should not be disturbed until it has initially set. The chart below shows the recommended initial set and cure times for ABS, PVC and CPVC in iron pipe size diameters as well as for FlowGuard Gold® and ReUze® CTS CPVC.

### Recommended Initial Set Times

| Temperature Range | Diameter ½" to 1¼" | Diameter 1½" to 3" | Diameter 4" to 8" | Diameter 10" to 16" |
|-------------------|--------------------|--------------------|-------------------|---------------------|
| 60° - 100° F      | 15 min             | 30 min             | 1 hr              | 2 hr                |
| 40° - 60° F       | 1 hr               | 2 hr               | 4 hr              | 8 hr                |
| 0° - 40° F        | 3 hr               | 6 hr               | 12 hr             | 24 hr               |

## NOTICE

A joint should not be pressure tested until it has cured. The exact curing time varies with temperature, humidity, and pipe size. The presence of hot water extends the cure time required for pressure testing. Pressurization prior to joint curing may result in system failure.

### Recommended Curing Time Before Pressure Testing

| RELATIVE HUMIDITY<br>60% or Less*                        | CURE TIME<br>Diameter ½" to 1¼" |                         | CURE TIME<br>Diameter 1½" to 3" |                         | CURE TIME<br>Diameter 4" to 8" |                         | CURE TIME<br>Diameter 10" to 16" |
|--|---------------------------------|-------------------------|---------------------------------|-------------------------|--------------------------------|-------------------------|----------------------------------|
| Temperature Range<br>During Assembly and<br>Cure Periods | Up to<br>180 psi                | Above 180<br>to 370 psi | Up to<br>180 psi                | Above 180<br>to 315 psi | Up to<br>180 psi               | Above 180<br>to 315 psi | Up to<br>100 psi                 |
| 60° - 100° F   | 1 hr                            | 6 hr                    | 2 hr                            | 12 hr                   | 6 hr                           | 24 hr                   | 24 hr                            |
| 40° - 60° F  | 2 hr                            | 12 hr                   | 4 hr                            | 24 hr                   | 12 hr                          | 48 hr                   | 48 hr                            |
| 0° - 40° F   | 8 hr                            | 48 hr                   | 16 hr                           | 96 hr                   | 48 hr                          | 8 days                  | 8 days                           |

\*For relative humidity above 60%, allow 50% more cure time.

The above data are based on laboratory tests and are intended as guidelines.

For more specific information, contact should be made with the cement manufacturer.

### \*Average number of joints per Quart for Cement and Primer (Source: IPS Weld-on)

| Pipe Diameter    | ½"  | ¾"  | 1"  | 1½" | 2" | 3" | 4" | 6" | 8" | 10"    | 12"    | 15" | 18" |
|------------------|-----|-----|-----|-----|----|----|----|----|----|--------|--------|-----|-----|
| Number of Joints | 300 | 200 | 125 | 90  | 60 | 40 | 30 | 10 | 5  | 2 to 3 | 1 to 2 | ¾   | ½   |

For Primer: double the number of joints shown for cement.

\* These figures are estimates based on IPS Weld-on laboratory tests.

Due to many variables in the field, these figures should be used as a general guide only.




## Flanges

For systems where dismantling is required, flanging is a convenient joining method. It is also an easy way to join plastic and metallic systems.

### Installation

1. Join the flange to the pipe using the procedures shown in the solvent cementing or threading sections. Due to the tensile stresses placed on the solvent cement joint for flange connections, double the recommended curing time before joint assembly and pressure testing.
2. Use a full faced elastomeric gasket which is resistant to the chemicals being conveyed in the piping system. A gasket  $\frac{1}{8}$ " thick with a Durometer, scale "A", hardness of 55 -80 is normally satisfactory.
3. Align the flanges and gasket by inserting all of the bolts through the mating flange bolt holes. Be sure to use properly sized flat washers under all bolt heads and nuts.
4. Sequentially tighten the bolts using a torque wrench, corresponding to the patterns shown below in increments of 10 ft-lbs at a time up to the recommended torque. New bolts and nuts should be used for proper torque.
5. Tighten flanges only to maximum recommended torque limits; do not tighten bolts in such a manner as to cause the flange ring to bend or be under stress. Connect to full face flanges or valves that conform to ANSI B16.5 150 pound dimensions and that provide full support under the entire flange face.



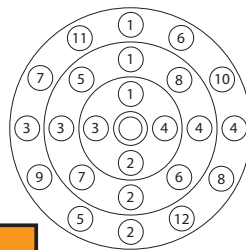
6. Use a torque wrench to tighten the bolts to the torque values shown below.
7. Use of thread lubricant will ensure proper torque. Confirm that the thread lubricant is chemically compatible with pipe and fittings.
8. When installing flanges in a buried application where settling could occur, the flange must be supported to maintain proper alignment in service.

### Recommended Torque

| Pipe Size In Inches | No. Bolt Holes | Bolt Diameter | Recommended Torque ft-lbs |
|---------------------|----------------|---------------|---------------------------|
| $\frac{1}{2}$       | 4              | $\frac{1}{2}$ | 10 - 15                   |
| $\frac{3}{4}$       | 4              | $\frac{1}{2}$ | 10 - 15                   |
| 1                   | 4              | $\frac{1}{2}$ | 10 - 15                   |
| $1\frac{1}{4}$      | 4              | $\frac{1}{2}$ | 10 - 15                   |
| $1\frac{1}{2}$      | 4              | $\frac{1}{2}$ | 10 - 15                   |
| 2                   | 4              | $\frac{5}{8}$ | 20 - 30                   |
| $2\frac{1}{2}$      | 4              | $\frac{5}{8}$ | 20 - 30                   |
| 3                   | 4              | $\frac{5}{8}$ | 20 - 30                   |
| 4                   | 8              | $\frac{5}{8}$ | 20 - 30                   |
| 6                   | 8              | $\frac{3}{4}$ | 33 - 50                   |
| 8                   | 8              | $\frac{3}{4}$ | 33 - 50                   |
| 10                  | 12             | $\frac{7}{8}$ | 53 - 65                   |
| 12                  | 12             | $\frac{7}{8}$ | 53 - 75                   |

Note: Flanges meet the bolt-pattern requirements of ANSI / ASME B 16.5

### Flange Tightening Sequence



## WARNING

Testing with or use of compressed air or gas in PVC / ABS / CPVC pipe or fittings can result in explosive failures and cause severe injury or death.

AIR/GAS



- NEVER test with or transport/store compressed air or gas in PVC / ABS / CPVC pipe or fittings.
- NEVER test PVC / ABS / CPVC pipe or fittings with compressed air or gas, or air over water boosters.
- ONLY use PVC / ABS / CPVC pipe or fittings for water or approved chemicals.
- Refer to warnings on PPFA's website and ASTM D 1785.

## NOTICE

- Exceeding recommended flange bolt torque may result in component damage, system failure and property damage.
- Use the proper bolt tightening sequence as marked on the flange.
- Make sure the system is in proper alignment.
- Flanges may not be used to draw piping assemblies together.
- Flat washers must be used under every nut and bolt head.
- Connect to full face flanges or valves that conform to ANSI B16.5 150 pound dimensions and that provide full support under the entire flange face.
- Exceeding recommended pressure rating and/or temperature ratings may result in component damage, system failure and property damage.
- Ensure that thread lubricant is chemically compatible with pipe and fittings.
- Piping systems differ in chemical resistance. Pipe or fittings may be damaged by contact with products containing incompatible chemicals resulting in system failure and/or property damage.
- Corrosion resistant bolts, nuts, and flat washers are recommended in chemical applications.

For information on the pressure ratings of PVC and CPVC flanges please refer to the pressure rating of fittings, flanges, and union sections in the design and engineering section of this manual.

## Unions

A union fitting permits easy disconnection of a piping system for replacement or repair in the line. Union fittings consist of three separate parts that when installed properly join two sections of pipe together.

Installing the union threaded piece and union piece socket end should be done in accordance with the solvent cementing instructions provided in this manual. Care should be taken so that solvent cement does not come into contact with the union threads or the union face. **Note:** It is important to remember

to place the union shoulder piece on the pipe prior to solvent cementing to the pipe. Thread or solvent cement the union threaded piece to the pipe. The joint should not be disturbed until it has initially set. Once the joints have properly cured, ensure that the two mating pieces are flush to one another prior to tightening the union ring. The ring should not draw piping systems together or correct improper alignment of the system. The ring should be hand tightened or tightened with a strap wrench only.

### NOTICE

**Do not exceed the maximum working pressure of any system components including pipe, fittings, valves, molded or cut threads, unions, mechanical coupling or flanges.**

- The pressure rating of all components must be reduced at temperatures above 73 degrees F. Refer to de-rating table in this manual.
- Exceeding the maximum working temperature or pressure of the system may result in system failure and property damage.

### NOTICE

**Unions may be damaged by contact with products containing incompatible chemicals resulting in property damage or personal injury.**

- Do not use lubricants or thread sealants on the union nuts.
- Never use common wrenches or tools designed for metallic pipe systems. Only use strap wrenches.
- Unions may not be used to draw piping assemblies together.
- Exceeding recommended pressure rating and/or temperature rating may result in component damage, system failure and property damage.

For information on the pressure ratings of PVC and CPVC schedule 80 unions please refer to the pressure rating of fittings, flanges, and union sections in the design and engineering section of this manual.

## Procedure for Cutting Threads in Schedule 80 Pipe

### 1. Cutting

The pipe must be cut square using a power saw, a miter box, or a plastic pipe cutter. Burrs should be removed using a knife or deburring tool.

### 2. Threading

Threads can be cut using either hand held or power threading equipment. The cutting dies should be clean, sharp, and in good condition. Special dies for cutting plastic pipe are available and are recommended.

When using a hand threader, the dies should have a 5° to 10° negative front rake. When using a power threader, the dies should have a 5° negative front rake and the die heads should be self-opening. A slight chamfer to lead the dies will speed production. However, the dies should not be driven at high speeds or with heavy pressure.

When using a hand held threader, the pipe should be held in a pipe vise. To prevent crushing or scoring of the pipe, a protective wrap such as emery paper, canvas, rubber, or a light metal sleeve should be used.

Insert a tapered plug into the end of the pipe to be threaded. This plug will provide additional support and prevent distortion of the pipe in the threading area.

It is recommended that a water soluble machine oil, chemically compatible with PVC and CPVC, be used during the threading operation. Also, clearing the cuttings from the die is highly recommended.

Do not over-thread the pipe. Consult the diagram and table showing ASTM F 1498 dimensions for American Standard Taper pipe threads. Periodically check the threads with a ring gauge to ensure that the threads are accurate. The tolerance is  $\pm 1\frac{1}{2}$  turns.

\*Trademark of the E.I. DuPont Company



## Installation of ABS, PVC and CPVC Threaded Connections

### Diameters 1 inch or Smaller

1. Make sure the threads are clean.
2. Charlotte Pipe recommends Teflon® tape thread sealant for threaded connections 1-inch or smaller. Use a good quality Teflon tape which has .4 minimum density, .003" thick, .50% elongation and chemically inert. Wrap the Teflon tape around the entire length of the threads; start with two wraps at the end and wrap all threads overlapping half the width of the tape. Wrap in the direction of the threads on each wind.
3. Maximum wrench-tightness is two turns past finger tight. Tighten with a strap wrench or similar tool. Do not use common wrenches or tools designed for metallic pipe systems.

## NOTICE

All pipe thread sealants must conform to the requirements of IAPMO's PS 36 and with the thread sealant manufacturer to confirm that these sealants are chemically compatible with ABS, PVC, and CPVC. Incompatible pipe thread sealants may result in the degradation of plastic pipe or fittings resulting in product failure and property damage.

- Verify that paints, thread sealants, lubricants, plasticized PVC products, foam insulations, caulks, leak detectors, insecticides, termiticides, antifreeze solutions, pipe sleeve, firestop materials or other materials are chemically compatible with ABS, PVC or CPVC.
- Do not use edible oils such as Crisco® for lubricant.
- Read and follow chemical manufacturer's literature before using with piping materials.
- Confirm compatibility of pipe marking adhesive tape with the manufacturer of the tape to ensure chemical compatibility with CPVC pipe and fittings.

### Diameters 1-1/4 inch or Larger

1. Make sure the threads are clean.
2. Charlotte Pipe recommends paste type non-hardening thread sealant for threaded connections 1-1/4 inch or larger. All thread sealants must conform to the requirements of IAPMO PS 36 and NSF Standard 61. Chemical compatibility of joint compounds and thread sealants with PVC, ABS and CPVC should be verified with the thread sealant manufacturer.
3. Maximum wrench-tightness is two turns past finger tight. Tighten with a strap wrench or similar tool. Do not use common wrenches or tools designed for metallic pipe systems.

**NOTICE:** All pipe thread sealants must conform to the requirements of IAPMO PS 36 and with the thread sealant manufacturer to confirm that these sealants are chemically compatible with ABS, PVC and CPVC. Incompatible pipe thread sealants may result in the degradation of plastic pipe or fittings resulting in product failure and property damage.

## NOTICE

Exceeding recommended torque for threaded connections may result in component damage, system failure and property damage.

The following chart shows the correct amount of tape and torque required to make a properly functioning assembly.

| Installation of Brass and CPVC Threaded Fittings |                         |                        |             |
|--|-------------------------|------------------------|-------------|
| Pipe Size  | Torque Setting          |                        | Teflon Tape |
|  | Brass Threaded Fittings | CPVC Threaded Fittings |             |
| ½"   | 14 ft.lbs.              | 3 to 5 ft.lbs.         | ½" width    |
| ¾"   | 18 ft.lbs.              | 4 to 6 ft.lbs.         | ½" width    |
| 1"   | 24 ft.lbs.              | 5 to 7 ft.lbs.         | ½" width    |
| 1¼"  | 30 to 60 ft.lbs.        | 5 to 7 ft.lbs.         |             |
| 1½"  | 23 to 34 ft.lbs.        | 6 to 8 ft.lbs.         |             |
| 2"   | 36 to 50 ft.lbs.        | 8 to 10 ft.lbs.        |             |

Note: 1 foot pound = 12 inch pounds

## WARNING

Testing with or use of compressed air or gas in PVC / ABS / CPVC pipe or fittings can result in explosive failures and cause severe injury or death.

AIR/GAS



- NEVER test with or transport/store compressed air or gas in PVC / ABS / CPVC pipe or fittings.
- NEVER test PVC / ABS / CPVC pipe or fittings with compressed air or gas, or air over water boosters.
- ONLY use PVC / ABS / CPVC pipe or fittings for water or approved chemicals.
- Refer to warnings on PPFA's website and ASTM D 1785.

## NOTICE

Use of FlowGuard Gold® CTS CPVC all-plastic threaded male adapters in hot water applications may result in system failure and property damage.

- Use plastic threaded CTS CPVC male adapters in cold water applications only.
- Use CTS CPVC x brass threaded transition fittings for hot water applications.
- Do not use compression fittings with brass ferrules to connect to CTS CPVC pipe or fittings where water temperatures will exceed 140 degrees F.
- CPVC pipe can be used with standard brass ferrules to make compression connections where the operating temperature will not exceed 140°F. Apply Teflon (PTFE) tape over the ferrule to allow for the dissimilar thermal expansion and contraction characteristics of the metal ferrule and the plastic pipe.

## Important Information on Threaded Connections

Millions of PVC, ABS and CPVC threaded fittings have been produced over the years. When properly installed these fittings provide excellent service in both pressure and drainage applications. Some of the most common installation errors include over-tightening and the inappropriate use of female adapters.

### Tapered Threads

American National Standard B2.1 is the dominant standard used for threaded fittings in piping applications. Adherence to this standard ensures that mating parts will thread properly and provide appropriate service. ANS B2.1 requires that fittings be made with tapered threads. Fittings with tapered threads work like a wedge; the wedge forming the water seal like a cork in a bottle and the threads holding the two parts together. However, this wedge also exerts tremendous force which can crack female fittings just as a small wedge tapped into a hole can be used to split giant boulders in a quarry.



In piping applications the force generated when a tapered fitting (wedge) is tightened is referred to as strain. If a threaded fitting is over-tightened, the strength of the plastic material can be exceeded, causing the material to yield and the fitting to fail.

Strain increases as the pipe diameter decreases, making it easier to split smaller-diameter threaded fittings than larger fittings. At the same time, it is easier for an installer to over-tighten small diameter fittings because less effort is required to tighten them.

### Threaded Fitting Applications

Threaded plastic pipe and fittings fall into two categories of application. The first is when they are used in all-plastic systems. The second is when they are used to transition from metal to plastic. There are three possible combinations: 1) plastic male to plastic female (recommended); 2) plastic male to metal female (recommended); 3) metal male to plastic female (not recommended). Threading metal male thread into a plastic female thread produces very high stress in the plastic fitting and is not recommended by Charlotte Pipe. For reasons cited above, the Uniform Plumbing Code expressly prohibits the use of CTS CPVC female adapters.

Why do metal male threads cause so much damage when threaded into plastic female threaded fittings? Why doesn't a

plastic male thread cause as much of a problem? The answer is that when plastic-to-plastic threaded fittings are tightened, the female fitting expands and the male fitting compresses. The stress is shared equally between the two. However, when a metal male thread is tightened into a plastic female thread, stress is not shared equally. Since metal has a much greater strength compared to plastic, it does not compress when tightened. This places all the stress on the plastic female fitting.

### Female Adapters

An excellent example of an application where female plastic threads can be a problem is the use of Schedule 40 PVC threaded caps to test a domestic water system. In this scenario a steel pipe nipple is connected to a newly constructed domestic water system and a PVC threaded cap is used to seal the nipple as shown in the photograph.



There are several problems with this application. First, the International and Uniform Plumbing Codes do not permit the use of PVC 40 pipe and fittings to be used in domestic water

## NOTICE

All pipe thread sealants must conform to the requirements of IAPMO's PS 36 and with the thread sealant manufacturer to confirm that these sealants are chemically compatible with ABS, PVC, and CPVC. Incompatible pipe thread sealants may result in the degradation of plastic pipe or fittings resulting in product failure and property damage.

- Verify that paints, thread sealants, lubricants, plasticized PVC products, foam insulations, caulks, leak detectors, insecticides, termiticides, antifreeze solutions, pipe sleeves, firestop materials or other materials are chemically compatible with ABS, PVC, or CPVC.
- Do not use edible oils such as Crisco® for lubricant.
- Confirm compatibility of pipe marking adhesive tape with the manufacturer of the tape to ensure chemical compatibility with CPVC pipe and fittings.

Exceeding recommended torque for threaded connections may result in component damage, system failure, and property damage.

Never use thread sealant when installing a P-Trap or a Trap adapter with a plastic or metallic nut. Use of thread sealants could cause seal separation or cause damage to the fitting through over-tightening.

Maximum wrench-tightness is two turns past finger tight. Plastic or metal nuts should be tightened with a strap wrench only. Never use common wrenches or tools designed for metallic pipe systems.

systems within the walls of a building, so this application is not code compliant and therefore excluded under the Charlotte Pipe and Foundry limited warranty. Second, these parts are produced to conform to ASTM D 2466 for pressure piping applications, and are not designed to be part of a test apparatus for repeated and temporary installation and testing of domestic water systems. If not installed correctly and properly tightened, system or property damage could result. For this application galvanized malleable iron threaded caps would be recommended.

## Do's and Don'ts For Threaded Connections

### Do's

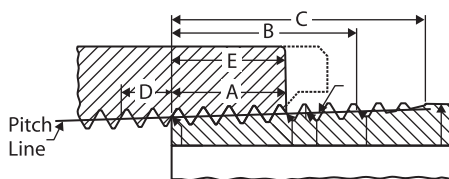
- Avoid female plastic pipe threads whenever possible.
- CPVC plastic threaded male adapters are recommended for cold water applications only.
- CPVC brass threaded transition fittings are recommended for hot and cold water applications. Brass threaded transition fittings are manufactured from low lead brass and are available in male, female and drop ear ell configurations.

- Only join to threaded components conforming to ANSI/ASME B 1.20.1 or ASTM F 1498.
- De-rate plastic threaded fittings an additional 50% beyond the pressure rating for pipe and fittings.
- Use Teflon tape for thread sealant on 1" and smaller only.
- Tighten threaded connections using a strap wrench only.
- Tighten threaded connections a maximum of two turns past finger tight.
- Make threaded plastic fitting connections in conformance to ASTM F 1498

### Don'ts

- Use pneumatic tools for tightening.
- Never clamp female brass threaded transition fittings in a vise.
- Never apply more than light pressure on male brass or CPVC threaded fittings when clamping in a vise.
- Never tighten threaded fittings using common wrenches or tools designed for metallic piping systems.
- Never tighten threaded connections more than two turns past finger tight.
- Never use ABS, PVC or CPVC threaded caps as part of an assembly to test a domestic water system.

## Taper Thread Dimensions



\*Per ANSI/ASME B1.20.1 and ASTM F 1498

| PIPE                   |                            | * EXTERNAL THREAD          |   |  |   | * INTERNAL THREAD                            |   |
|------------------------|----------------------------|----------------------------|---|--|---|--|---|
| Nominal Size In Inches | Outside Diameter In Inches | Number of Threads Per Inch | Normal Engagement By Hand In Inches (A) | Length of Effective Thread In Inches (B) | Total Length: End of Pipe to Vanish Point In Inches (C) | Overall Thread Internal Length In Inches (D) | Number of Threads per Inch Internally (E) |
| ¼                      | .540                       | 18                         | .228                                    | .4018                                    | .5946   | .500   | 9.00                                      |
| ⅜                      | .675                       | 18                         | .240                                    | .4078                                    | .6006   | .500   | 9.00                                      |
| ½                      | .840                       | 14                         | .320                                    | .5337                                    | .7815   | .640   | 8.96                                      |
| ¾                      | 1.050                      | 14                         | .339                                    | .5457                                    | .7935   | .650   | 9.10                                      |
| 1                      | 1.315                      | 11½                        | .400                                    | .6828                                    | .9845   | .810   | 9.32                                      |
| 1¼                     | 1.660                      | 11½                        | .420                                    | .7068                                    | 1.0085  | .850   | 9.78                                      |
| 1½                     | 1.900                      | 11½                        | .420                                    | .7235                                    | 1.0252  | .850   | 9.78                                      |
| 2                      | 2.375                      | 11½                        | .436                                    | .7565                                    | 1.0582  | .900   | 10.35                                     |
| 2½                     | 2.875                      | 8                          | .682                                    | 1.1375                                   | 1.5712  | 1.210  | 9.68                                      |
| 3                      | 3.500                      | 8                          | .766                                    | 1.2000                                   | 1.6337  | 1.300  | 10.40                                     |
| 4                      | 4.500                      | 8                          | .844                                    | 1.3000                                   | 1.7337  | 1.380  | 11.04                                     |
| 6                      | 6.625                      | 8                          | .958                                    | 1.5125                                   | 1.9462  | 1.600  | 12.80                                     |
| 8                      | 8.625                      | 8                          | 1.063                                   | 1.7125                                   | 2.1462  | 1.780  | 14.24                                     |

### NOTICE

All pipe thread sealants must conform to the requirements of IAPMO's PS 36 and with the thread sealant manufacturer to confirm that these sealants are chemically compatible with ABS, PVC, and CPVC. Incompatible pipe thread sealants may result in the degradation of plastic pipe or fittings resulting in product failure and property damage.

- Verify that paints, thread sealants, lubricants, plasticized PVC products, foam insulations, caulks, leak detectors, insecticides, termiticides, antifreeze solutions, pipe sleeves, firestop materials or other materials are chemically compatible with ABS, PVC, or CPVC.
- Do not use edible oils such as Crisco® for lubricant.
- Confirm compatibility of pipe marking adhesive tape with the manufacturer of the tape to ensure chemical compatibility with CPVC pipe and fittings.

Exceeding recommended torque for threaded connections may result in component damage, system failure, and property damage.

Never use thread sealant when installing a P-Trap or a Trap adapter with a plastic or metallic nut. Use of thread sealants could cause seal separation or cause damage to the fitting through over-tightening.

Maximum wrench-tightness is two turns past finger tight. Plastic or metal nuts should be tightened with a strap wrench only. Never use common wrenches or tools designed for metallic pipe systems.

**WARNING!** To reduce the risk of death or serious injury, read and follow important safety, installation and application information at [www.charlottepipe.com](http://www.charlottepipe.com)

For additional safety, installation and application information please call 800-438-6091. You may also get information 24 hours a day by calling our fax-on-demand number at 800-745-9382 or by visiting our website at [www.charlottepipe.com](http://www.charlottepipe.com).

Failure to follow safety and installation instructions may result in death, serious injury or property damage.



## Joining Roll-Grooved Pipe

Roll-grooved PVC pipe is designed for use with conventional gasketed mechanical couplings. It offers a method of joining which is quick and convenient, and it can be used in applications where frequent assembly and disassembly are desirable.

### Installation

1. Consult with the manufacturer of the couplings for recommendations on the coupling style(s) designed for use with PVC pipe and the gasket material which is suitable for the intended service.



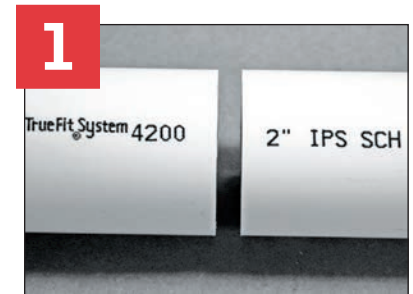
2. Check the pipe ends for any damage, roll marks, projections, or indentations on the outside surface between the groove and the end of the pipe. This is the sealing area, and it must be free of any defects.
3. Disassemble the coupling and remove the gasket. Inspect for any damage and make sure the gasket material is suitable for the intended service. Apply a thin coat of silicone lubricant to the gasket tips and the outside of the gasket.
4. Slide the gasket onto the end of one length of pipe so that it is flush with the end. Align and bring the end of another length of pipe together while sliding the gasket back over this junction. The gasket should be centered between the grooves and should not extend into the groove on either length of pipe.
5. Place the coupling housings over the gasket. The housing keys should engage into the grooves. Insert the bolts and apply the nuts. Tighten to "finger tight."

6. Using a wrench, alternately tighten the nuts to the coupling manufacturer's specifications. Over tightening is not necessary, and uneven tightening may cause gasket pinching.



## Repair Coupling Installation Not for Pressure Applications

1. Cut out the segment of pipe to be replaced.



2. Remove all pipe burrs from inside and outside diameter of pipe with a knife edge, file or de-burring tool.



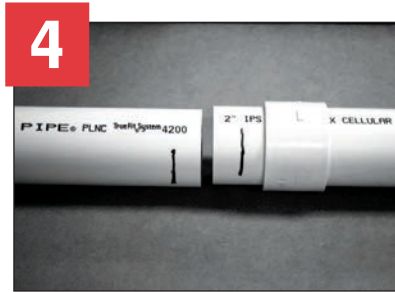
Chamfer (bevel) the end of the pipe 10° - 15°.



3. Position the repair coupling so that half of its length is equally divided between the two pipe ends. Mark each pipe end using the repair as a length guide.



- Place the repair coupling on the pipe with the larger pipe ID (inside diameter) end facing the gap between the pipe ends. (The larger pipe ID of the coupling has raised quarter mark lines on the outside diameter of the coupling.)



- Apply primer between the mark and pipe end on both pipe ends. Note: The use of primer for ABS is not recommended. Check local code requirements.



- Apply heavy body cement (if using PVC) and apply medium body cement (if using ABS) between the mark and pipe end on both pipe ends.



- Push the repair coupling toward the gap until you reach the mark on the other pipe end. A bead of cement will be present around the entire diameter of the pipe and coupling.

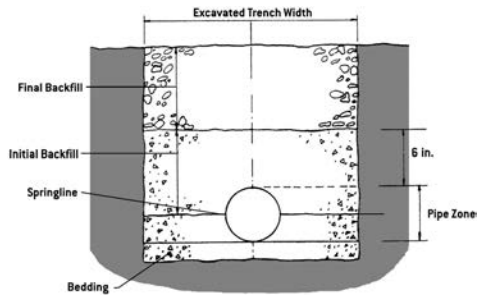


## Underground Installation of Plastic Pipe

Plastic pipe should always be buried in strict accordance with the ASTM standard relevant to the type of plastic piping system being installed. Those standards are:

- ASTM D2321 Standard practice for Underground Installation of Thermoplastic Pipe for Sewers and other Gravity-Flow Applications
- ASTM D2774 Standard Practice for Underground Installation of Thermoplastic Pressure Piping
- ASTM F1668 Standard Guide for Construction Procedures for Buried Plastic Pipe

Note: In addition to these standards, pipe should always be installed in accordance with all local code requirements.



### Recommendations for underground installation of plastic drainage pipe:

- The minimum width of the trench should be the pipe OD (outside diameter) plus 16 inches, or the pipe outside diameter times 1.25 plus 12 inches. This will allow adequate room for joining the pipe, snaking the pipe in the trench to allow for expansion and contraction where appropriate, and space for backfilling and compaction of backfill. The space between the pipe and trench wall must be wider than the compaction equipment used to compact the backfill.
- Provide a minimum of 4 inches of firm, stable and uniform bedding material in the trench bottom. If rock or unyielding material is encountered, a minimum of 6 inches of bedding shall be used. Blocking should not be used to change pipe grade or to intermittently support pipe over low sections in the trench.

3. The pipe should be surrounded with an aggregate material which can be easily worked around the sides of the pipe. Backfilling should be performed in layers of 6 inches with each layer being sufficiently compacted to 85% to 95% compaction.
4. A mechanical tamper is recommended for compacting sand and gravel. These materials contain fine-grains such as silt and clay. If a tamper is not available, compacting should be done by hand.
5. The trench should be completely filled. The backfill should be placed and spread in uniform layers to prevent any unfilled spaces or voids. Large rocks, stones, frozen clods, or other large debris should be removed. Stone backfill shall pass through an 1-1/2" sieve. Heavy tampers or rolling equipment should only be used to consolidate the final backfill.
6. To prevent damage to the pipe and disturbance to pipe embedment, a minimum depth of backfill above the pipe should be maintained. Pipe should always be installed below the frost level. Typically, it is not advisable to allow vehicular traffic or heavy construction equipment to traverse the pipe trench.

**Note:** This section is a general reference guide and should not be considered a complete engineering resource addressing all aspects of design and installation of pipe in buried applications. Charlotte Pipe recommends that a design professional use this manual along with other industry references, taking into account sub-surface conditions unique to each project, and that all installations be made in accordance with the requirements found in ASTM D 2321 and in compliance with applicable code requirements.

## Gasketed Pipe Assembly\*

Bar and block is the recommended method of assembly. Small-diameter pipes can be assembled by one worker, while larger diameters may require two people working together.

Besides quicker installation of a pipe line, the major advantage of barring pipe (see Bar & Block illustration below) is that the worker has a feel for the process. This assures proper alignment and assembly.

**NOTE:** Assembly with power equipment is not recommended.

Standard good mechanical assembly practice take alignment into consideration and produces reliable, leak-free pipe lines.

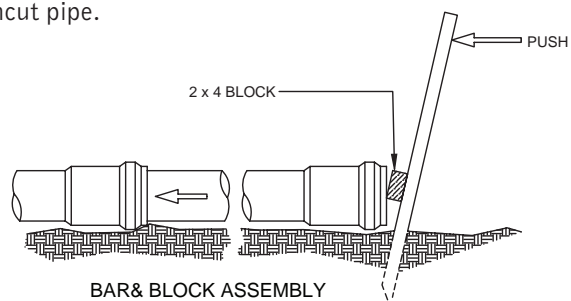
Straight alignment assembly will not dislodge gaskets. Forced, improper alignment insertion produces an insertion

curve characterized by the tremendous force necessary to dislodge the gasket from the race, trap it between the bell and spigot surfaces, and stretch it backwards. The insertion force necessary to assemble a joint with dislodged gaskets is so extreme, it can only be accomplished using mechanical equipment without the operator's knowledge of the dislocation.

## Joint Insertion Instructions

1. Clean the gasket area. Remove sand, dirt, grease, and debris. Do not remove gaskets from bells.
2. Check the gasket. Make sure it is seated uniformly in the groove by running your finger around the inner edge of the gasket. If the gasket has a plastic retainer ring, make sure it is properly seated into the rubber portion of the gasket.
3. Clean the spigot. Use a rag to wipe the spigot clean.
4. Lower the pipe into the trench carefully to avoid getting dirt onto the bell or spigot.
5. Lubricate. Apply approved pipe lubricant to the bevel of the spigot end and approximately mid-way back to the reference line. A thin layer of lubricant may be applied to the face of the gasket, but be careful not to get lubricant behind or under the gasket.
6. Keep lubricated areas clean. If dirt or sand adheres to lubricated areas, clean and re-lubricate.
7. Assemble pipe. Insert the spigot end into the pipe until it contacts the gasket uniformly or is a short distance from the gasket. Straight alignment is essential. Apply steady pressure by hand or by mechanical means (bar and block, come-along, hydraulic jack) until the spigot slips through the gasket. Insert pipe until the assembly stop line is flush with the bell end.
8. If undue resistance to pipe insertion is encountered or if the pipe cannot be inserted to the reference mark, disassemble the joint and check the position of the gasket. If the gasket is still properly positioned, verify proper positioning of the reference mark. Relocate the mark if it is not correctly positioned. In general, fittings allow less insertion than do pipe bells.
9. If the pipe must be field-cut, mark the entire circumference to ensure a square cut. Bevel the field cut the same as a factory bevel. If being installed into fittings, follow manufacturer's recommendations. Round off any sharp edges on the leading edge of the bevel with a pocket knife

or a file. Mark cut end with an insertion line similar to uncut pipe.



\*Data and language courtesy of Hultec

## Unstable Soil

Burial of pipe under slab in soils that are unstable is often accomplished by suspending the piping systems from structural slabs. The use of plastic pipe in such installations must be in accordance with ASTM F 2536. Cellular core pipe is specifically not permitted for these applications.

## CTS CPVC Under-Slab Installations

FlowGuard Gold® and ReUze® CPVC is suitable for under-slab installations when approved by prevailing plumbing and building codes.

When performing under-slab installations, it is important that the pipe be evenly supported. Charlotte Pipe recommends pressure testing with water prior to backfilling and pouring the slab. Backfill should be clean earth, sand, gravel or other approved material, which must not contain stones, boulders or other materials that may damage or break the piping. The pipe should be protected from damage by tools and equipment used to finish the concrete. Because CPVC does not react to concrete or stucco and is inert to acidic soil conditions, it does not need to be sleeved. **NOTE:** Some code jurisdictions require sleeving at slab penetrations. Verify code requirements prior to installation.

Do not bend FlowGuard Gold® and ReUze® 1/2" and 3/4" pipe in a radius tighter than 18"; 1" pipe should not be bent in a radius tighter than 24".

Check applicable plumbing and building codes before making under-slab installations.

## In-Slab Installations

CPVC is not suitable for in-slab radiant heating systems.

CPVC piping can be installed embedded in a concrete slab, because CPVC does not react to concrete or stucco and it is inert to acidic soil conditions.

## ABS and PVC In-Slab Installations

ABS and PVC can be installed embedded in a concrete slab. PVC or ABS is unaffected by direct contact with concrete and thermal expansion is not an issue in DWV applications when ABS or PVC is embedded in concrete. Care must be taken to properly support any piping system when pouring concrete so that the weight of the concrete does not affect the pipe system and that any heat generated by curing concrete does not exceed the capability of the system.

Some codes require sleeving or protection of piping at slab penetrations. While not necessary due to any corrosion issues, always follow applicable code requirements on any installation.

## Testing and Inspection

### ! WARNING

In any test, proper safety procedures and equipment should be used, including personal protective equipment such as protective eyewear and clothing. Installers should always consider local conditions, codes and regulations, manufacturer's installation instructions, and architects'/engineers' specifications in any installation.

Once the roughing-in is completed on a plastic piping system, it is important to test and inspect all piping for leaks. Concealed work should remain uncovered until the required test is made and approved. When testing, the system should be properly restrained at all bends, changes of direction, and the end of runs.

There are various types of procedures used for testing installed plastic systems. However, a water or hydrostatic test is a technically superior test method for inspecting a completed plastic piping system installation and is the testing procedure recommended by Charlotte Pipe. It is also the most recommended test in most plumbing code standards. The purpose of the test is to locate any leaks at the joints and correct them prior to putting the system into operation. Since it is important to be able to visually inspect the joints, a water test should be conducted prior to closing in the piping or backfilling of underground piping.

## Testing DWV System

### Water Test


The system should be properly restrained at all bends, changes of direction, and the end of runs. To isolate each floor or section being tested, test plugs are inserted through test tees in the stack. All other openings should be plugged

or capped with test plugs or test caps.

When testing Foam Core pipe, always use external caps to eliminate the possibility of leakage through the foam core layer of the pipe.

Fill the system to be tested with water at the highest point. As water fills a vertical pipe it creates hydrostatic pressure. The pressure increases as the height of the water in the vertical pipe increases. Charlotte Pipe recommends testing at 10 feet of hydrostatic pressure (4.3 pounds per square inch.) Filling the system slowly should allow any air in the system to escape as the water rises in the vertical pipe. All entrapped air in the system should be expelled prior to the beginning of the test. Failure to remove entrapped air may give faulty test results.


Once the stack is filled to “ten feet of head,” a visual inspection of the section being tested should be made to check for leaks. If a leak is found, the joint must be cut out and a new section installed. Once the system has been successfully tested, it should be drained and the next section prepared for testing.



## WARNING

**Testing with or use of compressed air or gas in PVC / ABS / CPVC pipe or fittings can result in explosive failures and cause severe injury or death.**

**AIR/GAS**




- NEVER test with or transport/store compressed air or gas in PVC / ABS / CPVC pipe or fittings.
- NEVER test PVC / ABS / CPVC pipe or fittings with compressed air or gas, or air over water boosters.
- ONLY use PVC / ABS / CPVC pipe or fittings for water or approved chemicals.
- Refer to warnings on PPSA's website and ASTM D 1785.

## Alternate Test Methods

### Vacuum Test

Charlotte Pipe and Foundry recognizes vacuum testing of ABS and PVC DWV piping system to 8.75 inches of mercury is a safe practice and does not object to conducting this type of test. However, vacuum testing is complex and requires dedicated equipment. Identifying leak sites can be difficult. The plumbing industry has not developed an efficient methodology for vacuum testing piping systems in the field.

### The Smoke Test



## WARNING

To reduce the risk of fire, smoke inhalation, chemical inhalation or burns, never use chemical mixtures for producing smoke. These mixtures may be dangerous and can cause serious personal injury.

Should a smoke test be specified by an engineer, architect, or plumbing code, proceed as follows:

1. Permanently connect all fixtures and fill all traps with water.
2. Be prepared to test all parts of the plumbing drainage and ventilation system.
3. Close all windows in the building until the test has been completed.
4. Fill the system with a thick, penetrating smoke that has been generated by one or more smoke-producing machines.
5. When smoke begins to appear at the stack opening on the roof, close off that opening.
6. Continue filling the system with smoke until a pressure equal to one inch of water is built up.
7. Maintain this pressure for fifteen minutes or longer, as required to test the entire system.
8. Check all components of the system to help ensure that smoke is not escaping. Smoke should not be visible at any point, connection, or fixture.

### The Peppermint Test

This test is most often used in older installations to detect faulty plumbing. **NOTE:** Peppermint oils are not chemically compatible with ABS and therefore should not be used to test ABS DWV systems. The peppermint test should only be used to test PVC DWV systems.

1. Permanently connect all fixtures and fill all traps with water.
2. Be prepared to test all parts of the plumbing drainage and ventilation system.
3. Close all windows in the building until the test has been completed.
4. Mix two ounces of peppermint oil with one gallon of hot water.
5. Pour the mixture into the system's roof opening.
6. Tightly close the roof opening.

7. Have a person other than the one that poured the mixture into the system inspect the system for any odor of peppermint.
8. Inspect all system points, connections, and fixtures. There should be no odor of peppermint within the building.

5. All trapped air must be slowly released. All valves and air relief mechanisms should be opened so that the air can be vented while the system is being filled.
6. Once an installation is completed and cured the system should be filled with water and pressure tested in accordance with local code requirements.
7. Any leaking joints or pipe must be cut out and replaced and the line recharged and retested using the same procedure.


## Testing Pressure System

1. Prior to testing, safety precautions should be instituted to protect personnel and property in case of test failure.
2. Conduct pressure testing with water.
3. The piping system should be adequately anchored to limit movement. Water under pressure exerts thrust forces in piping systems. Thrust blocking should be provided at changes of direction, change in size and at dead ends.
4. The piping system should be slowly filled with water, taking care to prevent surge and air entrapment. The flow velocity should not exceed 5-feet per second for PVC and 8-feet per second for CPVC CTS (see Friction Loss and Flow Velocity charts in this manual).

### ⚠ WARNING

**Testing with or use of compressed air or gas in PVC / ABS / CPVC pipe or fittings can result in explosive failures and cause severe injury or death.**

**AIR/GAS**



- NEVER test with or transport/store compressed air or gas in PVC / ABS / CPVC pipe or fittings.
- NEVER test PVC / ABS / CPVC pipe or fittings with compressed air or gas, or air over water boosters.
- ONLY use PVC / ABS / CPVC pipe or fittings for water or approved chemicals.
- Refer to warnings on PPFA's website and ASTM D 1785.

### NOTICE

**Do not exceed the maximum working pressure of any system components including pipe, fittings, valves, molded or cut threads, unions, mechanical coupling or flanges.**

- The pressure rating of all components must be reduced at temperatures above 73 degrees F. Refer to de-rating table in this manual.
- Exceeding the maximum working temperature or pressure of the system may result in system failure and property damage.

### ⚠ WARNING

**Entrapped Air**

- Pressure surges associated with entrapped air may result in serious personal injury, system failure, and property damage.
- Install air relief valves at the high points in a system to vent air that accumulates during service.
- Failure to bleed trapped air may give faulty test results and may result in an explosion.

The installation tips, warnings and technical information in this Additional Considerations section are intended to help improve material selection and installation techniques. The information found in this section enhances but does not replace the information found in other sections of this Technical Manual.

## Additional Considerations

- Antifreeze Solutions for Pressure PVC and CPVC Systems
- Antifreeze Solutions for ABS DWV Systems
- FlowGuard Gold® Domestic Water Systems
- Disinfection
- The Advantages of a FlowGuard Gold® CPVC System
- Chemical Compatibility with CPVC Products
- Low Temperature and Cold Weather Conditions

## Antifreeze Solutions for Pressure PVC and CPVC Systems

Glycerin antifreeze solutions are recommended for use with FlowGuard Gold® and Corzan® water distribution systems and for PVC pressure and DWV applications.

Glycerin antifreeze should be diluted to the appropriate concentration that provides adequate protection for the intended application. Maximum freeze protection for glycerin-water solutions is -51.7°F (-46.5°C) and occurs when the weight percent of glycerin is 66.7%. The effectiveness of a glycerin/water antifreeze solution diminishes above this concentration. Freeze points of glycerin-water solutions follow:

### Freezing Points of Glycerin-Water Solutions (weight %)

| Glycerin by weight (%) | Freeze Point °F (°C) |
|------------------------|----------------------|
| 0                      | 32.0 (0.0)           |
| 10                     | 29.1 (-1.6)          |
| 20                     | 23.4 (-4.8)          |
| 30                     | 14.9 (-9.5)          |
| 40                     | 4.3 (-15.4)          |
| 50                     | -9.4 (-23.0)         |
| 60                     | -30.5 (-34.7)        |
| 66.7                   | -51.7 (-46.5)        |
| Greater than 66.7      | Not Recommended      |

Propylene glycol or ethylene glycol antifreeze solutions are suitable for use in pressure testing PVC and CPVC pressure and DWV piping systems as follows:

**⚠ CAUTION**

- Solutions greater than 50% propylene glycol are incompatible with PVC and may cause damage to PVC piping systems.
- Solutions greater than 25% propylene or 50% ethylene are incompatible with CPVC and may cause damage to CPVC piping systems.
- Ethylene glycol is compatible with PVC piping systems up to 100% concentrations.
- 25% Propylene glycol solutions are approved for use with potable water systems and provide freeze protection to about 15°F (-10°C), 50% solutions provide freeze protection to about -30°F (-34°C).
- Please see the Chemical Resistance chart contained in this manual for complete chemical resistance data.
- Ethylene glycol solutions are toxic and must therefore be avoided in potable water and food processing systems. 25% ethylene glycol solutions provide freeze protection to about 8°F (-13°C) and 50% solutions provide freeze protection to about -33°F (-36°C).

## Antifreeze Solutions for ABS DWV Systems

Only the following antifreeze may be used with or in conjunction with ABS and ABS Plus® DWV foam core systems:

- 60% glycerol, by weight, in water. Use undiluted.
- 22% magnesium chloride, by weight, in water. Use undiluted.
- "Plastic Pipe Antifreeze" (especially made for plastic pipe).

Do not use any other type antifreeze except those recommended above.

## FlowGuard Gold® Domestic Water Systems

FlowGuard Gold pipe and fittings are made from a specialty plastic known as chlorinated polyvinyl chloride (CPVC). FlowGuard Gold CPVC is the result of new technology that ensures product toughness year round. FlowGuard Gold water distribution systems are assembled with readily available tools. Solvent cement joints – proven with nearly 50 years of successful service history – help assure the reliability of a FlowGuard plumbing system.

FlowGuard Gold CPVC pipe and fittings are designed, manufactured and listed for domestic water applications. Piping systems using CPVC should be installed by licensed plumbing contractors in accordance with normal industry standards, good plumbing practices and in compliance with applicable plumbing codes, building codes and other regulations.

**NOTICE:** CPVC Schedule 80 domestic water systems must be installed using IPS P-70 or Oatey Industrial Grade primers and IPS 714 or Oatey CPVC Heavy Duty Orange solvent cements. FlowGuard Gold, the industry-leading hot and cold water system, is typically installed in ½ -2 inch applications.

## Disinfection

FlowGuard Gold and ReUze® CPVC have been tested and found to be unaffected by chlorine in concentrations up to 3,000 parts per million in water. Normal system disinfection at 50 parts per million chlorine will not harm CPVC.

## The Advantages of a FlowGuard Gold® CPVC System

A FlowGuard Gold water distribution system outperforms a metal plumbing system in several important ways:

- It's more energy efficient – with better heat retention and lower hot water heating costs.
- Condensation is reduced – significantly reducing the risk of drip damage.
- It operates quietly – with silent water flow and no banging from water hammer.
- CPVC is resistant to corrosion, pitting and scaling – this means no loss of water pressure and reduced maintenance.

### NOTICE

All pipe thread sealants must conform to the requirements of IAPMO's PS 36 and with the thread sealant manufacturer to confirm that these sealants are chemically compatible with ABS, PVC, and CPVC. Incompatible pipe thread sealants may result in the degradation of plastic pipe or fittings resulting in product failure and property damage.

- Verify that paints, thread sealants, lubricants, plasticized PVC products, foam insulations, caulks, leak detectors, insecticides, termiticides, antifreeze solutions, pipe sleeve, firestop materials or other materials are chemically compatible with ABS, PVC or CPVC.
- Do not use edible oils such as Crisco® for lubricant.
- Read and follow chemical manufacturer's literature before using with piping materials.
- Confirm compatibility of pipe marking adhesive tape with the manufacturer of the tape to ensure chemical compatibility with CPVC pipe and fittings.

## Chemical Compatibility With CPVC Products

CPVC domestic water systems have been used successfully for 50 years in new construction, repipe and repair. CPVC prod-

ucts are ideally suited for domestic water applications due to their corrosion resistance. Occasionally, however, CPVC can be damaged by contact with chemicals found in some construction products including thread sealant, fire stopping compounds, pipe sleeves or insulation. Reasonable care needs to be taken to ensure that products coming into contact with CPVC systems are chemically compatible. Charlotte Pipe recommends that CPVC chemical compatibility be confirmed with the manufacturer of any product coming into contact with CPVC piping systems. If chemical compatibility with CPVC is in question, Charlotte Pipe recommends isolating the suspect product from contact with CPVC pipe or fittings. Please call Charlotte Pipe at 800/438-6091 or visit our web site [www.CharlottePipe.com](http://www.CharlottePipe.com) for the latest CPVC Chemical Compatibility sheet.

Care should be taken to isolate CPVC piping systems from direct contact with heavy concentrations of termiticides. Vinyl piping materials such as CPVC may be damaged by termiticides where they are injected into the annular space between the pipe wall and sleeving material trapping the termiticides against the pipe wall. Common-sense precautions will prevent installation problems.

**NOTICE:** In understanding spray polyurethane foams, there are two general areas of concern for CPVC pipe and fittings; (1) chemical compatibility and (2) potential damage to pipe and fittings due to high temperatures generated as a result of the exothermic chemical reaction during the installation and curing process. It is possible to apply polyurethane foam insulation properly without damage to CPVC pipe and fittings. However, the use of polyurethane foam insulation in conjunction with CPVC has resulted in the failure of CPVC pipe and fittings and property damage. Therefore, Charlotte Pipe and Foundry does not recommend the use of polyurethane spray on foam insulation in conjunction with its CPVC pipe and fittings.

### NOTICE

Use of FlowGuard Gold® CTS CPVC all-plastic threaded male adapters in hot water applications may result in system failure and property damage.

- Use plastic threaded CTS CPVC male adapters in cold water applications only.
- Use CTS CPVC x brass threaded transition fittings for hot water applications.
- Do not use compression fittings with brass ferrules to connect to CTS CPVC pipe or fittings where water temperatures will exceed 140 degrees F.
- CPVC pipe can be used with standard brass ferrules to make compression connections where the operating temperature will not exceed 140°F. Apply Teflon (PTFE) tape over the ferrule to allow for the dissimilar thermal expansion and contraction characteristics of the metal ferrule and the plastic pipe.



## Low Temperature and Cold Weather Conditions

### Low Temperature Recommendation

Like most materials, PVC and CPVC become more brittle at low temperatures, particularly at temperatures below freezing (32°F). Charlotte Pipe and Foundry recommends taking proper precautions when installing systems at low temperatures including providing proper insulation. If a system is designed to operate at temperatures below freezing (32°F), Charlotte Pipe recommends the following:

1. Reduce water hammer pressure surges to a minimum by:
  - a. Using only slow-acting solenoid valves, if any.
  - b. Reducing pump start-up pressure surges with slow start-up motors and rubber expansion devices.
  - c. Not exceeding maximum fluid velocity of 5-feet per second for PVC and 8-feet per second for CPVC CTS.
2. Provide more than minimum Charlotte Pipe recommended support spacing.
3. Thrust blocking at branches, changes in direction and end of runs.
4. Use expansion/contraction devices when temperature changes occur in runs.
5. Strictly follow chemical-resistance recommendations.
6. Protect piping from UV, if applicable.

### Cold Weather Considerations for CPVC

The following precautions are recommended in cold-weather situations.

#### 1. Freeze Issues

CPVC is a ductile material, which expands and contracts more than metallic plumbing pipe. However, CPVC, like all other piping materials, needs to be protected from freezing. All model plumbing codes require that piping exposed to freezing temperatures be properly insulated.

#### 2. Frozen CPVC Water Lines

Drain the system if overnight temperatures are likely to drop below 32°F. CPVC may split like other materials when water freezes in it.

Immediately take action to eliminate the source of cold air causing the freezing condition, then thaw the water line if possible. If the frozen section of pipe is accessible, heated air can be blown directly onto the frozen area by using a low wattage heater/blower. Also, electrical heat tapes can be applied to the frozen area. **NOTICE:** To avoid damaging the pipe when thawing a frozen CPVC water line, the heat source should not exceed 180°F.

#### 3. Handling

Refrain from unnecessary abuse. Do not drop pipe from trucks, drag pipe on the ground, step on pipe or drop pipe on the ends.

Inspect pipe ends for hairline cracks before making a joint. If any indication of damage or cracking is evident at the tube end, cut off at least 2 inches beyond any visible crack. Do not use dull or broken cutting tools. A wheel-type pipe cutter is recommended.

Store pipe in a heated area whenever possible.

## NOTICE

In understanding spray polyurethane foams, there are two general areas of concern for CPVC pipe and fittings; (1) chemical compatibility and (2) potential damage to pipe and fittings due to high temperatures generated as a result of the exothermic chemical reaction during the installation and curing process. It is possible to apply polyurethane foam insulation properly without damage to CPVC pipe and fittings. However, the use of polyurethane foam insulation in conjunction with CPVC has resulted in the failure of CPVC pipe and fittings and property damage. Therefore, Charlotte Pipe and Foundry does not recommend the use of polyurethane spray on foam insulation in conjunction with its CPVC pipe and fittings.

## Closed-Loop Systems

A closed-loop plumbing system is one in which water from the premises side of the water meter is unable to backflow into the main. This circumstance is becoming more and more prevalent as the result of the growing use of devices such as backflow preventers and pressure-reducing valves.

Allowance must be made for “thermal expansion of the water.” Backflow-prevention devices with built-in bypass capabilities, auxiliary pressure-relief valves or bladder-type expansion tanks are several options available to help resolve the problem and to insure long-term system performance.

Do not rely on an expansion tank to handle thermal expansion of the piping system. Expansion tanks accommodate expansion of the fluid, not longitudinal expansion of the pipe. The piping system must be designed to allow for thermal expansion.

### NOTICE

All pipe thread sealants must conform to the requirements of IAPMO’s PS 36 and with the thread sealant manufacturer to confirm that these sealants are chemically compatible with ABS, PVC, and CPVC. Incompatible pipe thread sealants may result in the degradation of plastic pipe or fittings resulting in product failure and property damage.

- Verify that paints, thread sealants, lubricants, plasticized PVC products, foam insulations, caulks, leak detectors, insecticides, termiticides, antifreeze solutions, pipe sleeve, firestop materials or other materials are chemically compatible with ABS, PVC or CPVC.
- Do not use edible oils such as Crisco® for lubricant.
- Read and follow chemical manufacturer’s literature before using with piping materials.
- Confirm compatibility of pipe marking adhesive tape with the manufacturer of the tape to ensure chemical compatibility with CPVC pipe and fittings.

## Connecting CTS CPVC to Fixtures or Other Materials

### Stub-outs for Plumbing Fixtures

CTS CPVC pipe can be used for stub-outs for lavatories, closets and sinks.

### Brass Compression Ferrules

CTS CPVC pipe can be used with standard brass ferrules to make compression connections where the operating temperature will not exceed 140°F. The O.D. of copper tube size (CTS) CPVC pipe is identical to that of copper. We recommend that Teflon (PTFE) tape be applied over the ferrule to allow for the dissimilar thermal expansion and contraction characteristics of the metal ferrule and the plastic pipe that could possibly result in a drip leak over a period of time. **NOTICE:** Do not over-torque the compression connection as over-torquing may result in a cracked pipe. Non-metallic or nylon ferrules are not recommended.

## FlowGuard Gold® and Corzan® Domestic Water Systems Do’s and Don’ts

While not a complete list, the following is intended to highlight many of the Do’s and Don’ts when installing a FlowGuard Gold and Corzan domestic water system.

### Do’s

- Do install CPVC Schedule 80 domestic water systems using IPS P-70 or Oatey Industrial Grade primers.
- Do install CPVC Schedule 80 domestic water systems using IPS 714 or Oatey CPVC Heavy Duty Orange solvent cements.
- Installation should be in accordance with normal industry standards, good plumbing practices, applicable plumbing codes, building codes and other regulations.
- Follow recommended safe work practices.
- Follow proper material handling procedures.
- Keep pipe and fittings in original packaging until needed.
- Cover pipe and fittings with opaque tarp when stored outdoors.
- Make certain that thread sealants, gasket lubricants and firestop materials are compatible with CPVC pipe and fittings.
- Use only latex paint if painting is desired.
- Use tools designed for plastic pipe and fittings.
- Cut pipe square.
- Deburr and bevel pipe before solvent cementing.
- Apply primer and cement with an applicator that is one half the size of the pipe’s diameter.
- Rotate pipe ¼ to ½ turn as the pipe is being inserted into the fitting socket.
- Avoid puddling of solvent cement in fitting or pipe.
- Follow recommended cure time for the required pipe diameter and temperature.
- Align all piping system components properly without strain. Do not bend or pull pipe into position after being solvent welded.
- Fill lines slowly and bleed all trapped air from the system prior to conducting a hydrostatic test.
- Visually inspect all joints for proper cementing.

- Allow for movement due to thermal expansion and contraction.
- Use pipe straps that fully encircle the tube.
- Drill holes ¼ inch larger than the outside diameter of the pipe or tube when penetrating wood studs.
- Use protective pipe isolators that allow movement when penetrating steel studs.
- Use metallic or tear drop hangers when suspending tube from all thread rod.
- Confirm compatibility of pipe marking adhesive tape with the manufacturer of the tape to ensure chemical compatibility with CPVC pipe and fittings.
- If pipe sleeve is used, verify that it is chemically compatible with CPVC.
- If pipe sleeve is used, extend it 12 inches above and below the slab.
- Backfill and cover underground piping prior to spraying termiticides in preparation for concrete pour.
- Design the system not to exceed the maximum working pressure of all system components including pipe, fittings, valves, unions and flanges. De-rate the pressure rating of all components if the working temperature will exceed 73 degrees Fahrenheit.
- Do not use solvent cement near sources of heat, open flame, or when smoking.
- Do not hydrostatically test until recommended cure times are met.
- Do not use dull or broken cutting tool blades when cutting pipe. At low temperatures a wheel type pipe cutter designed for plastic pipe is recommended.
- Do not use petroleum or solvent based paints, sealants, lubricants, or firestop materials.
- Do not use edible oils such as Crisco for lubricant.
- Do not restrict expansion or contraction.
- Do not install in cold weather without allowing for thermal expansion.
- Do not use tube straps that tend to over tighten or restrain the system.
- Do not use wood or plastic wedges that restrain the system.
- Do not bend CPVC tube transmitting mechanical stress to a fitting. Do not install fittings under stress.
- Do not terminate a pipe run against an immovable object (e.g. wall or floor joist).
- Do not allow heavy concentrations of termiticides to come into direct and sustained contact with CPVC pipe.
- Do not inject termiticides into the annular space between pipe wall and sleeving material.
- Do not spray termiticides, when preparing the slab, without first backfilling over underground piping.
- Do not exceed a maximum fluid flow velocity of 8-feet per second for CPVC CTS and 5-feet per second for CPVC Schedule 80.
- Do not exceed the maximum pressure rating of pipe, fittings, valves or flanges.
- Do not use an external heat source to bend CPVC.
- Do not exceed the max operating temperature or pressure of any system components.
- Do not connect CTS CPVC or Schedule 80 CPVC directly to a boiler.

## NOTICE

In understanding spray polyurethane foams, there are two general areas of concern for CPVC pipe and fittings; (1) chemical compatibility and (2) potential damage to pipe and fittings due to high temperatures generated as a result of the exothermic chemical reaction during the installation and curing process. It is possible to apply polyurethane foam insulation properly without damage to CPVC pipe and fittings. However, the use of polyurethane foam insulation in conjunction with CPVC has resulted in the failure of CPVC pipe and fittings and property damage. Therefore, Charlotte Pipe and Foundry does not recommend the use of polyurethane spray on foam insulation in conjunction with its CPVC pipe and fittings.

## Don'ts

- Do not test with air or any compressed gas. Compressed air or gas testing may result in injury or death.
- Do not use to convey compressed air or any compressed gas. Conveying compressed air or gas may result in injury or death.
- Do not use solvent cement that exceeds its shelf life or has become discolored or gelled.

## NOTICE

**Use of FlowGuard Gold® CTS CPVC all-plastic threaded male adapters in hot water applications may result in system failure and property damage.**

- Use plastic threaded CTS CPVC male adapters in cold water applications only.
- Use CTS CPVC x brass threaded transition fittings for hot water applications.
- Do not use compression fittings with brass ferrules to connect to CTS CPVC pipe or fittings where water temperatures will exceed 140 degrees F.
- CPVC pipe can be used with standard brass ferrules to make compression connections where the operating temperature will not exceed 140°F. Apply Teflon (PTFE) tape over the ferrule to allow for the dissimilar thermal expansion and contraction characteristics of the metal ferrule and the plastic pipe.

### Tub Fillers, Showerheads and Outside Sillcocks

CTS CPVC should be connected to tub fillers, showerheads and outside sillcocks with a CPVC to brass threaded transition fitting or a metal nipple. Direct connection to CPVC or CPVC threaded fittings is not recommended.

### Water Heaters / Boilers

Instructions from the manufacturer of the water heater and applicable local plumbing and building codes should be followed.

Do not use FlowGuard Gold CTS CPVC pipe or fittings on systems capable of achieving temperatures greater than 180°F.

When FlowGuard Gold CTS CPVC pipe is used with an electric water heater, a CPVC-to-brass transition fitting should be used. CPVC threaded male adapters should not be used to connect to water heaters or connect to metallic nipples in close proximity to water heater.

When connecting to a gas water heater, at least 6 inches of metal nipple or appliance connector should be used so that the CPVC tubing cannot be damaged by the build-up of excessive radiant heat from the draft diverter. Some high-efficiency direct-vent gas water heaters eliminate the radiant heat from the flue and can be piped directly to the water heater. A brass threaded CPVC transition fitting must be used for connection to the water heater.

**NOTICE:** Do not connect CTS CPVC or Schedule 80 CPVC directly to a boiler due to excessive heat generated. The

maximum recommended temperature and de-rating of working pressure applies to both heat generated from fluid being distributed through pipe system and heat generated from sources external to the pipe system.

CPVC can be connected to tankless gas water heaters using a CPVC-to-brass threaded transition fitting. Verify code requirements prior to installation.

### T/P Relief Valve Drainage Pipe (Elevated-Temperature Performance)

CTS CPVC pipe conforming to ASTM D 2846 is rated for continuous operation at 180°F/100 psi. The following addresses the expected capabilities of CPVC during short-term exposure to temperatures and/or pressures above 180°F/100 psi that may occur from time to time. However, CTS CPVC pipe is not recommended for pressure applications where temperatures will consistently exceed 180°F.

1. Use of CTS CPVC for T/P relief valve drainage lines

CPVC is a suitable material for T/P discharge piping. A CPVC-to-brass transition fitting should be used connecting to T/P relief valve.

FlowGuard Gold pipe and fittings meet the Uniform Plumbing Code short term working pressure requirement of 48 hours at 210°F/150 psi. Furthermore, CPVC pipe is approved for T/P discharge piping under the following model codes:

|       |  |
|-------|--|
| SBCCI | Standard Plumbing Code - Section 1210.1.                       |
| BOCA  | BOCA National Plumbing Code - Section P 1506.4.2 (1991)        |
| UPC   | Uniform Plumbing Code - Installation Std. IS-20 - Sec. 1007.1. |
| ICC   | International Code Council Section 504.6.2/605.5               |

2. Short-term elevated pressure performance

CPVC meets the quality control provisions of the ASTM D 2846 Standard (Table 5) which requires that CPVC-CTS systems (pipe, fittings, and cemented joints) have the capability of withstanding short-term pressure tests at 180°F of at least 521 psi for 6 minutes and 364 psi for 4 hours.

## HVAC Condensate Drain Lines

### **NOTICE**

Prior to installing PVC or CPVC piping in hydronic applications, it is important to flush the interior of the heat exchangers and the exterior of the evaporator coils thoroughly with a mild ionic detergent solution to remove incompatible oils. Failing to do so could result in system failure and property damage.

Verify that all boiler cleaning and sealing chemicals used in hydronic radiant heating systems are compatible with PVC or CPVC. Failure to do so could result in system failure and property damage.

Equipment leaks in refrigeration or HVAC systems may release POE oils or other contaminants into the piping system. These oils and contaminants are incompatible with PVC or CPVC and such exposure may result in pipe or fitting failure regardless of flushing.

Exercise caution when using FlowGuard Gold® CPVC pipe or fittings for HVAC- or refrigerant-condensate lines. Some refrigerant systems contain oils that may damage CPVC products. In HVAC applications, some heat exchangers or condenser coils may contain residual oils from the manufacturing process which can cause cracking of CPVC. Caution should be exercised when installing CPVC in combination hot/air handling units or as condensate-drain lines from air conditioning systems.

Confirm the compatibility of CPVC with residual oils prior to installation. The interior of heat exchangers or the exterior of condenser coils may be thoroughly cleaned with a detergent solution to remove incompatible oils prior to piping installation. A rinse with clean water to completely clean the system is advisable as a final flushing. Charlotte Pipe and Foundry will not accept responsibility for failure resulting from exposure to compressor oils in HVAC- or refrigerant-condensate lines.

## Thermal Expansion

Expansion Tanks do not compensate for linear expansion and contraction of the pipe and fittings. Expansion tanks are designed to compensate for the expansion of the liquids within the system.

For information on thermal expansion please see Expansion and Contraction in the Design and Engineering Data section of this manual.

## R-Values and Thermal Conductivity

### Thermal Conductivity

R-Value is a measure of the thermal resistance of a material. Thermal resistance is an index of a material's resistance to the flow of heat. K-Value is a measure of a material's thermal conductivity measured in BTU's and is the reciprocal of the R-Value. The thermal resistances for PVC and CPVC remain constant as C-Values. They are as follows:

PVC Thermal Conductivity C = 1.2 BTU in/Hr Sq Ft °F

CPVC Thermal Conductivity C = .96 BTU in/Hr Sq Ft °F

R-Value can be viewed as an equation when calculating for various thickness of pipe.

$R = \text{Pipe Wall Thickness divided by } C$

The table below represents the R-Values for PVC Schedule 40 & 80 and CPVC CTS FlowGuard Gold.

**Note:** Always follow local code requirements for insulation installation. Some code jurisdictions require insulation to be installed in accordance with the International Energy Conservation Code.

### Condensation and Sweating

Due to its low coefficient of thermal conductivity, it is often not necessary to insulate FlowGuard Gold CPVC against condensation within conditioned buildings. Two conditions that control sweating of a pipe are (1) the pipe surface temperature, which depends on the temperature of the water inside the pipe and (2) the relative humidity of the air around the pipe. Because each of the factors can vary greatly, it is possible that conditions exist that can cause CPVC pipe to sweat. Under most conditions that cause copper pipe to sweat and drip, FlowGuard Gold pipe will remain free of condensation.

| Nominal Pipe Size | Schedule 40 Wall Thickness | PVC Schedule 40 R-Value | Schedule 80 Wall Thickness | PVC Schedule 80 R-Value | SDR 11 CTS Wall Thickness | CPVC SDR 11 R-Value |
|-------------------|----------------------------|-------------------------|----------------------------|-------------------------|---------------------------|---------------------|
| 1/4"              |                            |                         | 0.119                      | 0.099                   |                           |                     |
| 3/8"              |                            |                         | 0.126                      | 0.105                   |                           |                     |
| 1/2"              | 0.109                      | 0.091                   | 0.147                      | 0.123                   | 0.068                     | 0.071               |
| 3/4"              | 0.113                      | 0.094                   | 0.154                      | 0.128                   | 0.080                     | 0.083               |
| 1"                | 0.133                      | 0.111                   | 0.179                      | 0.149                   | 0.102                     | 0.106               |
| 1 1/4"            | 0.140                      | 0.117                   | 0.191                      | 0.159                   | 0.125                     | 0.130               |
| 1 1/2"            | 0.145                      | 0.121                   | 0.200                      | 0.167                   | 0.148                     | 0.154               |
| 2"                | 0.154                      | 0.128                   | 0.218                      | 0.182                   | 0.193                     | 0.201               |
| 2 1/2"            | 0.203                      | 0.169                   | 0.276                      | 0.230                   |                           |                     |
| 3"                | 0.216                      | 0.180                   | 0.300                      | 0.250                   |                           |                     |
| 4"                | 0.237                      | 0.198                   | 0.337                      | 0.281                   |                           |                     |
| 5"                | 0.258                      | 0.215                   | 0.375                      | 0.313                   |                           |                     |
| 6"                | 0.280                      | 0.233                   | 0.432                      | 0.360                   |                           |                     |
| 8"                | 0.322                      | 0.268                   | 0.500                      | 0.417                   |                           |                     |
| 10"               | 0.365                      | 0.304                   | 0.593                      | 0.494                   |                           |                     |
| 12"               | 0.406                      | 0.338                   | 0.687                      | 0.573                   |                           |                     |
| 14"               | 0.437                      | 0.364                   | 0.750                      | 0.625                   |                           |                     |
| 16"               | 0.500                      | 0.417                   | 0.843                      | 0.703                   |                           |                     |

## Water Hammer Arrestors

Quick closing valves, actuated valves, starting or stopping pumps or rapid increases or decreases in system flow rate can result in pressure surge or “water hammer” capable of damaging PVC or CPVC piping systems. Systems should be designed by the engineer of record and in conformance to local code requirements to manage the effects of pressure surge. In applications where severe or repeated water hammer is encountered, especially at elevated temperatures or in a commercial laundry or commercial kitchen, the use of a water hammer arrestor is advisable.

## Hydronic Heating, Chilled Water or Geothermal Applications

### NOTICE

Prior to installing PVC or CPVC piping in hydronic applications, it is important to flush the interior of the heat exchangers and the exterior of the evaporator coils thoroughly with a mild ionic detergent solution to remove incompatible oils. Failing to do so could result in system failure and property damage.

Verify that all boiler cleaning and sealing chemicals used in hydronic radiant heating systems are compatible with PVC or CPVC. Failure to do so could result in system failure and property damage.

Equipment leaks in refrigeration or HVAC systems may release POE oils or other contaminants into the piping system. These oils and contaminants are incompatible with PVC or CPVC and such exposure may result in pipe or fitting failure regardless of flushing.

When plastic piping is used for recirculating systems such as hydronic, chilled water or geothermal heat pump systems, careful consideration of piping material characteristics and system requirements must be made. This includes taking into account pressure, temperature, flow velocity, design stresses, environmental factors and the chemical resistance of the piping materials to the fluids (heat-transfer fluids, anti-freeze solutions and other chemicals) in the system. Ultimately the engineer, designer or owner must evaluate these characteristics and system requirements in order to select the correct piping product for the particular application. The table below highlights some of the key points to consider when designing or installing these types of systems.

This manual is not a complete engineering reference addressing all aspects of design and installation of these systems. Many excellent references are available on this topic. The International Ground Source Heat Pump

Association: [www.igshpa.okstate.edu](http://www.igshpa.okstate.edu) or The GEO Exchange at [www.geoexchange.org](http://www.geoexchange.org).

CPVC CTS FlowGuard Gold does not typically require an oxygen barrier. In accordance with ASTM D 2846, CPVC CTS is manufactured as a solid-wall piping system and is not manufactured in a cross-linked or co-extruded process like other materials that are prone to oxygen permeation. Unlike CPVC, some cross-linked systems used in applications such as hydronic heating require a layer of aluminum to be present to stop oxygen diffusion through the polymer matrix.

With regard to oxygen permeability of a CPVC system, the following data should be considered:

- 1) The oxygen transmission rate in CPVC at 73°F (23°C) is approximately 7.2 cc/(m<sup>2</sup>/day).
- 2) The oxygen permeation coefficient in CPVC at 73°F (23°C) is approximately 180 cc/mil/(m<sup>2</sup>/day/atm).
- 3) The oxygen diffusion coefficient in CPVC is approximately 6.25e/9 cm<sup>2</sup>/sec.

### “DOs” for all hydronic applications

- Do install CPVC Schedule 80 domestic water systems using IPS P-70 or Oatey Industrial Grade primers.
- Do install CPVC Schedule 80 domestic water systems using IPS 714 or Oatey CPVC Heavy Duty Orange solvent cements.
- Install in accordance with both Charlotte Pipe and Foundry’s and solvent cement manufacturer’s recommendations and installation instructions.
- Follow recommended safe work practices.
- Verify that the maximum outlet temperature and pressure of the boiler is less than the temperature and pressure rating of the pipe (see charts below).
- Always use the proper derating factors with FlowGuard Gold and Corzan CPVC pipe to find the pressure rating at the applicable operating temperature.
- Always follow applicable codes and approvals when installing plumbing and heating equipment.
- Ensure that the system design allows for thermal expansion and contraction as recommended in the Charlotte Pipe and Foundry Plastics Technical Manual.
- Use only CPVC x brass threaded transition fittings when installing FlowGuard Gold systems.
- Use proper solvent cementing practices, including beveling and proper dauber sizing.
- Align all piping system components properly without strain. Do not bend or pull pipe into position after being solvent welded.
- Provide additional support to the brass side of a CPVC x

brass transition or other metallic components to support the weight of the metal system.

- Use check valves, heat traps or back flow preventers to prevent cross-connections between hot and cold water lines.
- Flush the interior of heat exchangers or the exterior of condenser coils thoroughly with mild ionic detergent solution to remove incompatible oils prior to piping installation.
- Rinse with clean water to purge the system as a final flushing.
- Verify that all boiler cleaning and sealing chemicals used in the hydronic radiant heating system are compatible with CPVC.

## “DON'Ts” for all hydronic applications

- Do not exceed the operating temperature or operating pressure of the piping system.
- Do not use CPVC male or female adapters with plastic molded threads for FlowGuard Gold systems.
- Do not use the CPVC piping system to support any metallic components.
- Do not use compression fittings for hydronic radiant heating applications.
- Do not use solvent cement that exceeds its shelf life, has become discolored or has gelled.
- Do not use CPVC tees or other CPVC components as hot and cold mixing devices.
- Do not apply excessive solvent-cement to the joints. Puddling of solvent cement must be avoided.
- Do not rely on an expansion tank to handle thermal expansion of the piping system. Expansion tanks accommodate expansion of the fluid, not longitudinal expansion of the pipe. The piping system must be designed to allow for thermal expansion.

### NOTICE

**Failure to compensate for expansion and contraction caused by temperature change may result in system failure and property damage.**

- Do not restrict expansion or contraction. Restraining movement in piping systems is not recommended and may result in joint or fitting failure.
- Use straps or clamps that allow for piping system movement.
- Align all piping system components properly without strain. Do not bend or pull pipe into position after being solvent welded.
- Do not terminate a pipe run against a stationary object (example: wall or floor joist).
- Do not install fittings under stress.

## FlowGuard Gold® Pressure Rating Chart (psi)

| Pipe Size    | 73°F | 80°F | 120°F | 140°F | 180°F |
|--------------|------|------|-------|-------|-------|
| ALL (SDR-11) | 400  | 328  | 260   | 200   | 100   |

## Corzan® Schedule 80 Pressure Rating Chart (psi)

| Pipe Size | 73°F | 80°F | 120°F | 140°F | 180°F |
|-----------|------|------|-------|-------|-------|
| 2"        | 400  | 328  | 260   | 200   | 100   |
| 3"        | 370  | 303  | 241   | 185   | 93    |
| 4"        | 320  | 262  | 208   | 160   | 80    |
| 6"        | 280  | 230  | 182   | 140   | 70    |
| 8"        | 250  | 205  | 163   | 125   | 63    |

### NOTICE

**Do not exceed the maximum working pressure of any system components including pipe, fittings, valves, molded or cut threads, unions, mechanical coupling or flanges.**

- The pressure rating of all components must be reduced at temperatures above 73 degrees F. Refer to de-rating table in this manual.
- Exceeding the maximum working temperature or pressure of the system may result in system failure and property damage.

### NOTICE

Prior to installing PVC or CPVC piping in hydronic applications, it is important to flush the interior of the heat exchangers and the exterior of the evaporator coils thoroughly with a mild ionic detergent solution to remove incompatible oils. Failing to do so could result in system failure and property damage.

Verify that all boiler cleaning and sealing chemicals used in hydronic radiant heating systems are compatible with PVC or CPVC. Failure to do so could result in system failure and property damage.

Equipment leaks in refrigeration or HVAC systems may release POE oils or other contaminants into the piping system. These oils and contaminants are incompatible with PVC or CPVC and such exposure may result in pipe or fitting failure regardless of flushing.

### NOTICE

**Use of FlowGuard Gold® CTS CPVC all-plastic threaded male adapters in hot water applications may result in system failure and property damage.**

- Use plastic threaded CTS CPVC male adapters in cold water applications only.
- Use CTS CPVC x brass threaded transition fittings for hot water applications.
- Do not use compression fittings with brass ferrules to connect to CTS CPVC pipe or fittings where water temperatures will exceed 140 degrees F.
- CPVC pipe can be used with standard brass ferrules to make compression connections where the operating temperature will not exceed 140°F. Apply Teflon (PTFE) tape over the ferrule to allow for the dissimilar thermal expansion and contraction characteristics of the metal ferrule and the plastic pipe.



## Using Plastics in Multi-Story Construction

Incorporating plastic piping systems into multi-story construction raises special design considerations. Charlotte Pipe plastic pipe and fittings are warranted to conform to ASTM or other applicable product-based standard, not for any particular system design.

Products and materials selected for use in multi-story construction (four floors and up) must conform to all applicable building, plumbing and fire codes. Product selection and/or specification should be made by an architect, engineer, contractor, or other licensed professional. This must include specification of a code-compliant, chemically compatible firestop system with an appropriate service life, which must be properly installed and inspected for conformance to building, plumbing and fire codes by the responsible governmental authority.

In selecting products and material for multi-story construction, consideration should be given to Charlotte Pipe's cast iron soil pipe products, which are an excellent choice for many multi-story applications. Charlotte Pipe recommends noncombustible cast iron DWV piping systems in multi-story construction.

## Using Plastics for Combustion Gas Venting

Charlotte Pipe recommends that inquiries about the suitability of plastic piping systems for venting combustion gases should be directed to the manufacturer of the water or space heating equipment being installed. As stated in the International Code Council's International Fuel Gas Code 503.4.1.1:

*Plastic Pipe and fittings used to vent appliances shall be installed in accordance with the appliance manufacturer's installation instructions.*

The residential water heater certification and safety standard, ANSI Z21.10 1-2014/CSA 4.1-2014, has been modified as it relates to the use of certain plastic venting materials and now prohibits the use of cellular core pipe. Charlotte Pipe prohibits the use of its PVC and ABS cellular core pipe for all combustion gas venting applications.

Furthermore, several of the ASTM standards applicable to plastic pipe and fittings that Charlotte Pipe manufactures include the following note: **This standard specification does not include requirements for pipe and fittings intended to be used to vent combustion gases.**

## WARNING

**Combustion Gas Venting**

Failure to properly vent combustion gas may result in serious injury or death from carbon monoxide.

- Always install / use pipe or fittings as specified by the appliance manufacturer's installation instructions to vent appliances.
- Never use PVC cellular core, ABS cellular core pipe or ConnectTite® fittings for combustion gas venting.

## Repairs or Modifications to Existing ABS, PVC or CPVC Systems

It is important to note that the chemical properties of all thermoplastic materials change over time. Visually, this often means that the pipe may experience color variations. In CTS CPVC applications the temperature of the water running through the pipe often determines the degree of variation, with hot water causing a more noticeable change. Exposure to ultraviolet (UV) light may also cause the exposed surface of PVC or CPVC to brown. Purple PVC, purple CPVC or ABS pipe tend to fade with UV exposure (please see **Weathering / UV Exposure** for additional information). Color variations do not indicate that the pressure carrying capabilities of the pipe have been compromised. In fact, the pressure carrying capability of thermoplastic pipe increases as the pipe ages.

What also changes over time is the impact resistance of ABS, PVC and CPVC piping systems, which has little effect upon

installed systems. It does mean, however, that if a cut-in is necessary, additional care should be taken to prevent damaging the existing system. This is typically a greater issue with thin-wall, smaller-diameter piping systems such as CTS CPVC, PVC PR 200, PVC PR 160 or Schedule 40 PVC. Ratchet cutters may compress the pipe and cause end cracks on aged pipe. Even if the cracks are not visible, they can eventually propagate through the fitting and cause a leak.

Charlotte Pipe recommends using a fine-tooth saw when performing cut-in operations. Once the pipe is cut, continue with standard installation procedures. Keep in mind that if the area is wet, additional cure time is required and may be three times as long. The inside and outside diameter of pipe and fittings should be kept as dry as possible.

## PVC Schedule 80 Pipe for DWV Applications


Occasionally a designer will specify Schedule 80 PVC pressure pipe meeting ASTM D 1785 for a DWV application in combination with Schedule 40 PVC DWV (Drainage) fittings meeting ASTM D 2665. Typically the application is underground and the designer is interested in specifying a pipe that is more robust than standard Schedule 40 PVC.

Charlotte Pipe does not recommend using Schedule 80 pipe in combination with Schedule 40 DWV fittings due to the dimensional mismatch between these products. Schedule 80 pipe has a significantly smaller inside diameter (ID) than Schedule 40 pipe. When Schedule 80 pipe is installed in a DWV fitting hub, the reduced ID of Schedule 80 pipe forms a restriction or ledge at every fitting hub that will impede flow, possibly leading to buildup and clogs. Additionally, Schedule 80 PVC pipe is not marked or listed in the model plumbing codes for DWV applications. ASTM D 1785 is exclusively a standard for pressure-rated pipe. Additionally, pressure-pattern fittings do not have a sanitary turn which is necessary to allow waste to travel through the fitting unobstructed; therefore, Schedule 80 pressure-pattern fittings would not be an appropriate product for the application. There is no ASTM standard for Schedule 80 DWV fittings and except for some large-diameter fabricated fittings, no Schedule 80 DWV fittings are offered by any U. S. manufacturer.

If Schedule 80 pipe is being specified for a DWV application, it is often motivated by a desire for a more robust product with greater earth / live load carrying capability in underground applications. In these instances Charlotte Pipe recommends Cast Iron Soil Pipe for the application as it is a robust product with the ability to resist tremendous earth and live loads. In contrast, PVC pipe is a flexible conduit which is dependent upon the support provided by the surrounding soil for its ability to withstand external loads.

If the designer determines that PVC is the best material for a commercial DWV application, Charlotte Pipe recommends Schedule 40 DWV pipe and fittings that conform to ASTM D 2665; this will ensure a Schedule 40 solid-wall PVC pipe

product that is more robust than cellular or foam-core pipe. Cellular or foam-core Schedule 40 pipe conforms to ASTM F 891, is lighter, has reduced pipe stiffness, reduced resistance to mechanical damage, and most specifiers believe it is less appropriate for commercial applications. PVC pipe should always be installed underground per ASTM D 2321. For pipe



being installed in unstable or unusual soil conditions, additional installation procedures may be required. Consult a soil expert and/or structural engineer for guidance. Plastic pipe suspended from an on-grade slab must be installed in accordance with ASTM F 2536.

## Material Selection, Special System Design and Engineering Considerations

### Selection of Materials For Sanitary and Storm Drainage

Engineers and designers today have a number of materials from which to choose as they design sanitary and storm drainage systems for residential and commercial projects. Due to its exceptional strength and combination of being non-combustible and extremely quiet, cast iron soil pipe is a very popular choice for commercial construction. Upscale homes often feature cast iron stacks combined with plastic used for lavs, showers and tubs for a system Charlotte Pipe calls a "Quiet House®" design. PVC and ABS DWV systems are allowed under all of the major national plumbing codes unless restricted by local or state amendment and are very popular as well.

Charlotte Pipe manufactures ABS cellular (foam) core pipe conforming to ASTM F 628 and ASTM F 1488 as well as PVC pipe in both solid wall and cellular core types. PVC solid wall meets the requirements of ASTM D 1785 and D 2665, and PVC cellular core pipe conforms to ASTM F 891. All of these plastic pipe systems are allowed for sanitary and storm drainage both above and below grade in the Uniform Plumbing Code (UPC), the International Plumbing Code (IPC), the National Standard Plumbing Code (NSPC) and most local or state variations thereof. None of these national model codes differentiate between residential or commercial uses of these plastic systems or otherwise restrict the use of any of these systems to any specific class of construction. All of the systems can be installed below grade, under slab and above grade in most areas except those classified as "return air plenums."

Solid wall pipe is just as the name implies: solid PVC material throughout the entire pipe wall. Cellular core pipe is manufactured using a unique co-extrusion process that produces pipe with a thin solid inner layer and outer layer with a foam core between these walls. Foam core pipe has the exact same dimensions as solid wall, yet is lighter and less expensive. Noise transmission is a function of density so while cast iron is by far the quietest material, PVC solid wall would be somewhat less noisy than either PVC or ABS cellular core pipe. While both are suitable for burial at most depths and common soil types, solid wall pipe is somewhat more "robust" and has a higher pipe stiffness, particularly in sizes 6" and smaller. Both ASTM F 628 and F 891 have the following limitation; Appendix X3, Installation, paragraph X3.1: maximum aggregate size shall be limited to 1/2 in. (13 mm) for angular and 3/4 in. (19 mm) for rounded particles. This statement is significant as ASTM D 2321

allows aggregate and stone that pass through 1½" sieve. PVC is classified as a flexible piping system, and as such it is dependant upon proper bedding and backfill for its ability to withstand Earth and live loads. Therefore, all plastic pipe must be installed below grade in accordance with ASTM D 2321. Cellular core pipe of any type is designed for drainage only, carries no pressure rating and Charlotte Pipe marks each piece with the print line "Not for Pressure." PVC solid wall pipe is "dual marked" and meets the ASTM standards for both pressure and drainage pipe.

Many designers allow the use of cellular core pipe on residential or light commercial projects and require the use of solid wall PVC or cast iron on commercial projects such as institutions, schools, restaurants, hospitals etc. Charlotte Pipe recommends that cellular core PVC pipe be installed in commercial applications with caution. Underground installations should be in strict conformance to ASTM D 2321. Ultimately the engineer, designer, developer or owner must evaluate the requirements of each project and specify the products they feel best suit their design criteria.

### Engineered Applications

Over the past few years many new innovations have been introduced to the industry including siphonic roof drainage, solvent, air admittance devices and other products. Some of these products do not conform to existing standards or to the requirements of the model plumbing codes in some instances, reducing the pipe inside diameter and reducing flow. Rather, they are designed into the system by engineers and approved as an alternate material within the code.

Charlotte Pipe and Foundry manufactures pipe and fitting systems that conform to published ASTM and Cast Iron Soil Pipe Institute standards. Products are warranted to conform to the requirements of applicable standards when used for the applications defined within these standards. Charlotte Pipe and Foundry will not accept liability for applications that do not conform to the standards to which we manufacture.

## WARNING

To reduce the risk of death or serious injury from an explosion, collapse or projectile hazard and to reduce the risk of property damage from a system failure:

- Always follow the warnings and procedures provided in this manual.
- Only use PVC/ABS/CPVC pipe and fitting for the conveyance of fluids as defined within the applicable ASTM standards.
- Never use PVC/ABS/CPVC pipe and fittings for the conveyance of gasses.
- Never use PVC/ABS/CPVC pipe or fittings in structural application or in any load-bearing applications.
- Never strike the pipe or fittings or drive them into the ground or into any other hard substance.

# LIMITED WARRANTY

Charlotte Pipe and Foundry Company® (Charlotte Pipe®) Products are warranted to be free from manufacturing defects and to conform to currently applicable ASTM standards for a period of five (5) years from date of delivery. Buyer's remedy for breach of this warranty is limited to replacement of, or credit for, the defective product. This warranty excludes any expense for removal or reinstallation of any defective product and any other incidental, consequential, or punitive damages. **This limited warranty is the only warranty made by seller and is expressly in lieu of all other warranties, express and implied, including any warranties of merchantability and fitness for a particular purpose.** No statement, conduct or description by Charlotte Pipe or its representative, in addition to or beyond this Limited Warranty, shall constitute a warranty. This Limited Warranty may only be modified in writing signed by an officer of Charlotte Pipe.

This Limited Warranty will not apply if:

- 1) The Products are used for purposes other than their intended purpose as defined by local plumbing and building codes, and the applicable ASTM standard.
- 2) The Products are not installed in good and workmanlike manner consistent with normal industry standards; installed in compliance with the latest instructions published by Charlotte Pipe and good plumbing practices; and installed in conformance with all applicable plumbing, fire and building code requirements.
- 3) This limited warranty does not apply when the products of Charlotte Pipe are used with the products of other manufacturers that do not meet the applicable ASTM or CISPI standards or that are not marked in a manner to indicate the entity that manufactured them.
- 4) In hubless cast iron installations, this warranty will not apply if products are joined with unshielded hubless couplings. Charlotte Pipe requires that its hubless cast iron pipe and fittings be joined only with shielded hubless couplings manufactured in accordance with CISPI 310, ASTM C 1277 and certified by NSF® International or with Heavy Duty Couplings meeting ASTM C 1540.
- 5) The Products fail due to defects or deficiencies in design, engineering, or installation of the piping system of which they are a part.
- 6) The Products have been the subject of modification; misuse; misapplication; improper maintenance or repair; damage caused by the fault or negligence of anyone other than Charlotte Pipe; or any other act or event beyond the control of Charlotte Pipe.

- 7) The Products fail due to the freezing of water in the Products.
- 8) The Products fail due to contact with chemical agents, fire stopping materials, thread sealant, plasticized vinyl products, or other aggressive chemical agents that are not compatible.
- 9) Pipe outlets, sound attenuation systems or other devices are permanently attached to the surface of Charlotte® PVC, ABS or CPVC products with solvent cement or adhesive glue.

Charlotte Pipe products are manufactured to the applicable ASTM or CISPI standard. Charlotte Pipe and Foundry **cannot** accept responsibility for the performance, dimensional accuracy, or compatibility of pipe, fittings, gaskets, or couplings not manufactured or sold by Charlotte Pipe and Foundry.


Any Charlotte Pipe products alleged to be defective **must** be made available to Charlotte Pipe at the following address for verification, inspection and determination of cause:

Charlotte Pipe and Foundry Company  
Attention: Technical Services  
2109 Randolph Road  
Charlotte, North Carolina 28207

**Purchaser must obtain a return materials authorization** and instructions for return shipment to Charlotte Pipe of any product claimed defective or shipped in error.


Any Charlotte Pipe product **proved** to be defective in manufacture will be replaced F.O.B. point of original delivery, or credit will be issued, at the discretion of Charlotte Pipe.

4/24/15

 **WARNING**

**Testing with or use of compressed air or gas in PVC / ABS / CPVC / Cast Iron pipe or fittings can result in explosive failures and cause severe injury or death.**

**AIR/GAS**



- NEVER test with or transport/store compressed air or gas in PVC / ABS / CPVC / Cast Iron pipe or fittings.
- NEVER test PVC / ABS / CPVC / Cast Iron pipe or fittings with compressed air or gas, or air over water boosters.
- ONLY use PVC / ABS / CPVC / Cast Iron pipe or fittings for water or approved chemicals.
- Refer to warnings on PFFA's website and ASTM D 1785.

Charlotte and Charlotte Pipe are registered trademarks of Charlotte Pipe and Foundry Company.

PO Box 35430 Charlotte, NC 28235 USA 704/348-6450 800/572-4199 FAX 800/553-1605 www.charlottepipe.com

# FLOWGUARD GOLD® CPVC CTS LIMITED WARRANTY

Charlotte Pipe and Foundry Company (Charlotte Pipe®) warrants to the original owner of the structure in which its FlowGuard Gold CTS CPVC Pipe and Fittings (the "Products") have been installed, that the Products will be free from manufacturing defects and conform to currently applicable ASTM standards under normal use and service for a period of ten (10) years. Buyer's remedy for breach of this warranty is limited to replacement of, or credit for, the defective product. This warranty excludes any expense for removal or reinstallation of any defective product and any other incidental, consequential, or punitive damages. **This limited warranty is the only warranty made by seller and is expressly in lieu of all other warranties, express and implied, including any warranties of merchantability and fitness for a particular purpose.** No statement, conduct or description by Charlotte Pipe or its representative, in addition to or beyond this Limited Warranty, shall constitute a warranty. This Limited Warranty may only be modified in writing signed by an officer of Charlotte Pipe.

This Limited Warranty will not apply if:

- 1) The Products are used for purposes other than the transmission of domestic water.
- 2) The Products are not installed in good and workmanlike manner consistent with normal industry standards; installed in compliance with the latest instructions published by Charlotte Pipe and good plumbing practices; and installed in conformance with all applicable plumbing, fire and building code requirements.
- 3) This limited warranty does not apply when the products of Charlotte Pipe are used with the products of other manufacturers that do not meet the ASTM standard or that are not marked in a manner to indicate the entity that manufactured them.
- 4) The Products fail due to defects or deficiencies in design, engineering, or installation of the water distribution system of which they are a part.
- 5) The Products have been the subject of modification; misuse; misapplication; improper maintenance or repair; damage caused by the fault or negligence of anyone other than Charlotte Pipe; or any other act or event beyond the control of Charlotte Pipe.
- 6) The Products fail due to the freezing of water in the Products.
- 7) The Products fail due to contact with chemical agents, fire stopping materials, thread sealant, plasticized vinyl products, or other aggressive chemical agents not compatible with CPVC compounds.

Charlotte Pipe products are manufactured to the applicable ASTM standard. Charlotte Pipe and Foundry **cannot** accept responsibility for the performance, dimensional accuracy, or compatibility of pipe, fittings, gaskets, or couplings not manufactured or sold by Charlotte Pipe and Foundry.

Any Charlotte Pipe products alleged to be defective **must** be made available to Charlotte Pipe at the following address for verification, inspection and determination of cause:

Charlotte Pipe and Foundry Company  
Attention: Technical Services  
2109 Randolph Road  
Charlotte, North Carolina 28207

**Purchaser must obtain a return materials authorization** and instructions for return shipment to Charlotte Pipe of any product claimed defective or shipped in error.


Any Charlotte Pipe product **proved** to be defective in manufacture will be replaced F.O.B. point of original delivery, or credit will be issued, at the discretion of Charlotte Pipe.

3/25/10

## ⚠ WARNING

**Testing with or use of compressed air or gas in PVC / ABS / CPVC pipe or fittings can result in explosive failures and cause severe injury or death.**

**AIR/GAS**



- NEVER test with or transport/store compressed air or gas in PVC / ABS / CPVC pipe or fittings.
- NEVER test PVC / ABS / CPVC pipe or fittings with compressed air or gas, or air over water boosters.
- ONLY use PVC / ABS / CPVC pipe or fittings for water or approved chemicals.
- Refer to warnings on PPFA's website and ASTM D 1785.

Charlotte Pipe is a registered trademark of Charlotte Pipe and Foundry Company.  
FlowGuard Gold is a registered trademark of Lubrizol Corporation.

## Reference Standards Plastics

### ASTM TITLE

---

- ASTM D 635** Standard Test Method for Rate of Burning and/or Extent and Time of Burning of Plastics in a Horizontal Position  
SCOPE: This fire-test-response test method covers a small-scale laboratory screening procedure for comparing the relative linear rate of burning or extent and time of burning, or both, of plastics in the horizontal position.
- ASTM D 1784** Specification for Rigid Poly (Vinyl Chloride) (PVC) Compounds and Chlorinated Poly (Vinyl Chloride) (CPVC) Compounds  
SCOPE: This specification covers rigid PVC and CPVC compounds intended for general purpose use in extruded or molded form.
- ASTM D 1785** Specification for Poly (Vinyl Chloride) (PVC) Plastic Pipe, Schedule 40, 80, and 120  
SCOPE: This specification covers PVC pipe in Schedule 40, 80, and 120 for pressure applications. This system is intended for pressure applications where the operating temperature will not exceed 140 degrees fahrenheit.
- ASTM D 2235** Specification for Solvent Cement for Acrylonitrile-Butadiene-Styrene (ABS) Plastic Pipe and Fittings  
SCOPE: This specification covers solvent cement for joining (ABS) pipe and fittings for non-pressure systems.
- ASTM D 2241** Specifications for Poly (Vinyl Chloride) (PVC) Pipe Pressure-Rated (SDR-Series)  
SCOPE: This specification covers (PVC) pipe made in standard thermoplastic pipe dimension ratios (SDR Series) and Pressure Rated for Water.
- ASTM D 2321** Standard Practice for Underground Installation of Thermoplastic Pipe for Sewers and Other Gravity-Flow Applications  
SCOPE: This practice provides recommendations for the installation of buried thermoplastic pipe used in sewers and other gravity-flow applications (non-pressure applications).
- ASTM D 2464** Specifications for Threaded Poly (Vinyl Chloride) (PVC) Plastic Pipe Fittings, Schedule 80  
SCOPE: This specification covers (PVC) threaded Schedule 80 fittings which are used with the distribution of pressurized liquids only. CPVC threaded Schedule 80 fittings are now covered by ASTM F 437.
- ASTM D 2466** Specifications for Poly (Vinyl Chloride) (PVC) Plastic Pipe Fittings, Schedule 40  
SCOPE: This specification covers (PVC) Schedule 40 fittings used for distribution of pressurized liquids only.
- ASTM D 2564** Specifications for Solvent Cements for Poly (Vinyl Chloride) (PVC) Plastic Pipe and Fittings  
SCOPE: This specification covers requirements for (PVC) solvent cements to be used in joining (PVC) piping systems.
- ASTM D 2661** Specifications for Acrylonitrile-Butadiene-Styrene (ABS) Schedule 40 Plastic Drain, Waste, and Vent Pipe and Fittings  
SCOPE: This specification covers fittings and single extruded (solid wall) (ABS) plastic drain, waste, and vent pipe made to Schedule 40 iron pipe sizes.
- ASTM D 2665** Specifications for Poly (Vinyl Chloride) (PVC) Plastic Drain, Waste, and Vent Pipe and Fittings  
SCOPE: This specification covers requirements for (PVC) plastic drain, waste, and vent pipe and fittings suitable for the drainage and venting of sewage and certain other liquid waste.

## Reference Standards Plastics

### ASTM TITLE

---

- ASTM D 2729** Specifications for Poly (Vinyl Chloride) (PVC) Sewer Pipe and Fittings “Sewer and Drain”  
SCOPE: This specification covers requirements for (PVC) sewer pipe and fittings. The pipe and fittings in this specification are designed for sewer and drainage applications outside the building.
- ASTM D 2846** Specifications for Chlorinated Poly (Vinyl Chloride) (CPVC) Plastic Hot and Cold Water Distribution System  
SCOPE: This specification covers requirements for (CPVC) plastic hot and cold water distribution system components made in one standard dimension ratio and intended for water service up to and including 180 degrees fahrenheit.
- ASTM D 2949** Specifications for 3.25-in. Outside Diameter Poly (Vinyl Chloride) (PVC) Plastic Drain, Waste, and Vent Pipe and Fittings  
SCOPE: The requirements of this specification are intended to provide pipe and fittings suitable for drainage of sewage and certain other liquid waste.
- ASTM D 3034** Specifications for Type PMS Poly (Vinyl Chloride) (PVC) Sewer Pipe and Fittings SDR 35  
SCOPE: The requirements of this specification are intended to provide pipe and fittings suitable for non-pressure drainage of sewage and other surface water.
- ASTM D 3212** Specifications for Joints for Drain and Sewer Plastic Pipes Using Flexible Elastomeric Seals  
SCOPE: This specification covers joints for plastic pipe systems through compression of an elastomeric seal or ring.
- ASTM D 3311** Specification for Drain, Waste and Vent (DWV) Plastic Fitting Patterns  
SCOPE: This specification provides standard fitting geometries and laying lengths for plastic fittings intended for use in drain, waste, and vent applications.
- ASTM D 3965** Specifications for Rigid Acrylonitrile-Butadiene-Styrene (ABS) Material for Pipe and Fittings  
SCOPE: This specification covers materials made from only virgin ABS polymers and blends of ABS polymers suitable for use in the extrusion of pipe and molded fittings.
- ASTM D 4396** Specifications for Rigid Poly (Vinyl Chloride) (PVC) and Related Plastic Compounds for Non-pressure Piping Products  
SCOPE: The requirements of this specification are intended for the quality control of compounds used to manufacture pipe and fittings intended for non-pressure use.
- ASTM F 437** Specification for Threaded Chlorinated Poly (Vinyl Chloride) (CPVC) Plastic Pipe Fitting, Schedule 80  
SCOPE: This specification covers CPVC threaded Schedule 80 fittings, intended for use with iron pipe size (IPS) outside diameter plastic pipe.
- ASTM F 439** Specification for Chlorinated Poly (Vinyl Chloride) (CPVC) Plastic Pipe Fitting, Schedule 80  
SCOPE: This specification covers Schedule 80 CPVC fittings, intended for use with iron pipe size (IPS) outside diameter plastic pipe.
- ASTM F 441** Specifications for Chlorinated Poly (Vinyl Chloride) (CPVC) Plastic Pipe, Schedule 40 and Schedule 80  
SCOPE: This specification covers CPVC pipe made in Schedule 80 sizes and pressure rated for water.

## Reference Standards Plastics

### ASTM TITLE

---

- ASTM F 477** Specifications for Elastomeric Seals (Gaskets) for Joining Plastic Pipe  
SCOPE: This specification covers elastomeric seals (gaskets) used to seal the joint of plastic pipe used for gravity application.
- ASTM F 480** Specification for Thermoplastic Well Casing Pipe and Couplings Made in Standard Dimension Ratios (SDR), Schedule 40 and Schedule 80  
SCOPE: This specification covers water well casing pipe and couplings made from thermoplastic material in Standard Dimension Ratios (SDR), Schedule 40 and Schedule 80.
- ASTM F 493** Specification for Solvent Cements for Chlorinated Poly (Vinyl Chloride) (CPVC) Plastic Pipe and Fittings  
SCOPE: This specification provides requirements for CPVC solvent cement to be used in joining CPVC pipe and socket-type fittings.
- ASTM F 628** Specification for Acrylonitrile-Butadiene-Styrene (ABS) Schedule 40 Plastic Drain, Waste, and Vent Pipe with a Cellular Core  
SCOPE: This specification covers coextruded ABS plastic drain, waste, and vent pipe made to Schedule 40 iron pipe size (IPS).
- ASTM F 656** Specification for Primers for Use in Solvent Cement Joints of Poly (Vinyl Chloride) (PVC) Plastic Pipe and Fittings  
SCOPE: This specification covers requirements for primers for use with PVC pipe and fittings that are to be joined by PVC cement meeting the requirements of Specification D 2564.
- ASTM F 891** Specification for Coextruded Poly (Vinyl Chloride) (PVC) Plastic Pipe with a Cellular Core Non-pressure in Three Series: Schedule 40, PS Series 25, 50, 100, and a Sewer and Drain Series  
SCOPE: This specification covers coextruded PVC plastic pipe with a cellular core for non-pressure use in three series: an IPS Schedule 40 Series; a PS Series with an iron pipe size outside diameter with varying wall thickness as required for pipe stiffness of 25, 50 and 100; and a Sewer and Drain Series.
- ASTM F 1488** Specification for Coextruded Composite Pipe produced by a coextrusion die system in which the concentric layers are formed and combined before exiting the die.  
SCOPE: This specification covers ABS/PVC composite, cellular core (foam core) pipe and ABS DWV fittings used in sanitary drain, waste, and vent (DWV) and sewer applications. This system is intended for use in non-pressure applications where the operating temperature will not exceed 140°F.
- ASTM F 1668** Standard Guide for Construction Procedures for Buried Plastic Pipe  
SCOPE: This guide describes installation techniques and considerations for open-cut construction of buried pipe.
- ASTM F 1760** Specification for Coextruded Poly (Vinyl Chloride) (PVC) Non-Pressure Plastic Pipe Having Reprocessed-Recycled Content  
SCOPE: This specification covers coextruded poly (vinyl chloride) (PVC) plastic pipe with a center layer and concentric inner and outer solid layers. The inner and outer layers are made of virgin PVC compound and the center layer has reprocessed-recycled PVC content.



## Reference Standards Plastics

### ASTM TITLE

---

- ASTM F 1866** Specification for Poly (Vinyl Chloride) (PVC) Plastic Schedule 40 Drainage and DWV Fabricated Fittings  
SCOPE: This specification covers requirements and test methods for fabricated poly (vinyl chloride) (PVC) plastic Schedule 40 drainage and DWV fittings to be used with piping manufactured in accordance with specification D 2665, D 1785 or F 891. These fabricated fittings are manufactured from pipe or from a combination of pipe and injection-molded parts.

## Reference Standards Plastics

### NSF INTERNATIONAL

#### NSF / ANSI TITLE

---

- NSF 14** Plastics Piping System Components and Related Materials  
SCOPE: This standard establishes minimum physical, performance, health effects, quality assurance, marking and record-keeping requirements for plastic piping components and related materials. The established physical, performance and health effects requirements apply to materials (resin or blended compounds) and ingredients used to manufacture plastic piping system components.
- NSF 61** Drinking Water System Components - Health Effects  
SCOPE: This standard covers specific materials or products that come into contact with drinking water, drinking water treatment chemicals or both. The focus of the standard is evaluation of contaminants or impurities imparted indirectly to drinking water.

### UNDERWRITERS LABORATORIES

#### UL TITLE

---

- UL 94** Flammability Testing  
SCOPE: This test indicates that the material was tested in a vertical position and self-extinguished within a specified time after the ignition source was removed.

# HELPFUL REFERENCES

## Temperature Conversion

| Degrees Fahrenheit | Degrees Centigrade | Degrees Fahrenheit | Degrees Centigrade |
|--------------------|--------------------|--------------------|--------------------|
| -10                | -23.3              | 90                 | 32.2               |
| -5                 | -20.6              | 95                 | 35.0               |
| 0                  | -17.8              | 100                | 37.8               |
| 5                  | -15.0              | 110                | 43.3               |
| 10                 | -12.2              | 120                | 48.9               |
| 15                 | -9.4               | 130                | 54.4               |
| 20                 | -6.7               | 140                | 60.0               |
| 25                 | -3.9               | 150                | 65.6               |
| 32                 | 0                  | 160                | 71.1               |
| 35                 | 1.7                | 170                | 76.7               |
| 40                 | 4.4                | 180                | 82.2               |
| 45                 | 7.2                | 190                | 87.8               |
| 50                 | 10.0               | 200                | 93.3               |
| 55                 | 12.8               | 212                | 100.0              |
| 60                 | 15.6               | 220                | 104.4              |
| 65                 | 18.3               | 230                | 110.0              |
| 70                 | 21.1               | 240                | 115.6              |
| 75                 | 23.9               | 250                | 121.1              |
| 80                 | 26.7               | 260                | 126.7              |
| 85                 | 29.4               |                    |                    |

For temperatures not shown, the following formulas apply:  
 $^{\circ}\text{F to }^{\circ}\text{C} = (^{\circ}\text{F} - 32) / 1.8$        $^{\circ}\text{C to }^{\circ}\text{F} = (^{\circ}\text{C} \times 1.8) + 32$

## Metric Conversion

| Pipe Size (mm) | Pipe Size (in.) | Pipe Size (mm) | Pipe Size (in.) |
|----------------|-----------------|----------------|-----------------|
| 6mm            | ¼ in.           | 90mm           | 3½ in.          |
| 7mm            | ⅜ in.           | 100mm          | 4 in.           |
| 8mm            | ¼ in.           | 125mm          | 5 in.           |
| 10mm           | ⅜ in.           | 150mm          | 6 in.           |
| 15mm           | ½ in.           | 200mm          | 8 in.           |
| 18mm           | ⅝ in.           | 250mm          | 10 in.          |
| 20mm           | ¾ in.           | 300mm          | 12 in.          |
| 25mm           | 1 in.           | 350mm          | 14 in.          |
| 32mm           | 1¼ in.          | 400mm          | 16 in.          |
| 40mm           | 1½ in.          | 450mm          | 18 in.          |
| 50mm           | 2 in.           | 500mm          | 20 in.          |
| 65mm           | 2½ in.          | 600mm          | 24 in.          |
| 80mm           | 3 in.           |                |                 |

## The Conversion of Fractions to Decimals

| Fraction        | Decimal  | Fraction        | Decimal  |
|-----------------|----------|-----------------|----------|
| $\frac{1}{64}$  | 0.015625 | $\frac{33}{64}$ | 0.515625 |
| $\frac{1}{32}$  | 0.031250 | $\frac{17}{32}$ | 0.53125  |
| $\frac{3}{64}$  | 0.046875 | $\frac{35}{64}$ | 0.546875 |
| $\frac{1}{16}$  | 0.062500 | $\frac{9}{16}$  | 0.5625   |
| $\frac{5}{64}$  | 0.078125 | $\frac{37}{64}$ | 0.578125 |
| $\frac{3}{32}$  | 0.937500 | $\frac{19}{32}$ | 0.59375  |
| $\frac{7}{64}$  | 0.109375 | $\frac{38}{64}$ | 0.609375 |
| $\frac{1}{8}$   | 0.125000 | $\frac{5}{8}$   | 0.625    |
| $\frac{9}{64}$  | 0.140625 | $\frac{41}{64}$ | 0.640625 |
| $\frac{5}{32}$  | 0.156250 | $\frac{21}{32}$ | 0.65625  |
| $\frac{11}{64}$ | 0.171900 | $\frac{43}{64}$ | 0.67187  |
| $\frac{3}{16}$  | 0.187500 | $\frac{11}{16}$ | 0.6875   |
| $\frac{13}{64}$ | 0.203100 | $\frac{45}{64}$ | 0.70312  |
| $\frac{7}{32}$  | 0.218800 | $\frac{23}{32}$ | 0.71875  |
| $\frac{15}{64}$ | 0.234375 | $\frac{47}{64}$ | 0.734375 |
| $\frac{1}{4}$   | 0.250000 | $\frac{3}{4}$   | 0.75     |
| $\frac{17}{64}$ | 0.265625 | $\frac{49}{64}$ | 0.765625 |
| $\frac{9}{32}$  | 0.281250 | $\frac{25}{32}$ | 0.78125  |
| $\frac{19}{64}$ | 0.296875 | $\frac{51}{64}$ | 0.79875  |
| $\frac{5}{16}$  | 0.312500 | $\frac{13}{16}$ | 0.8125   |
| $\frac{21}{64}$ | 0.328125 | $\frac{53}{64}$ | 0.82125  |
| $\frac{11}{32}$ | 0.343750 | $\frac{27}{32}$ | 0.84375  |
| $\frac{23}{64}$ | 0.359375 | $\frac{55}{64}$ | 0.859375 |
| $\frac{3}{8}$   | 0.375000 | $\frac{7}{8}$   | 0.875    |
| $\frac{25}{64}$ | 0.398625 | $\frac{57}{64}$ | 0.890625 |
| $\frac{13}{32}$ | 0.406250 | $\frac{29}{32}$ | 0.90625  |
| $\frac{27}{64}$ | 0.421875 | $\frac{59}{64}$ | 0.921875 |
| $\frac{7}{16}$  | 0.437500 | $\frac{15}{16}$ | 0.9375   |
| $\frac{29}{64}$ | 0.453125 | $\frac{61}{64}$ | 0.953125 |
| $\frac{15}{32}$ | 0.468750 | $\frac{31}{32}$ | 0.96875  |
| $\frac{31}{64}$ | 0.484375 | $\frac{63}{64}$ | 0.984375 |
| $\frac{1}{2}$   | 0.500000 | 1"              | 1        |

# CHARLOTTE

**PIPE AND FOUNDRY COMPANY®**

PO BOX 35430

CHARLOTTE


NORTH CAROLINA 28235

PHONE (704) 348-6450

(800) 438-6091

FAX (800) 553-1605

[WWW.CHARLOTTEPIPE.COM](http://WWW.CHARLOTTEPIPE.COM)



All products manufactured by  
Charlotte Pipe and Foundry Company  
are proudly made in the U.S.A.

